

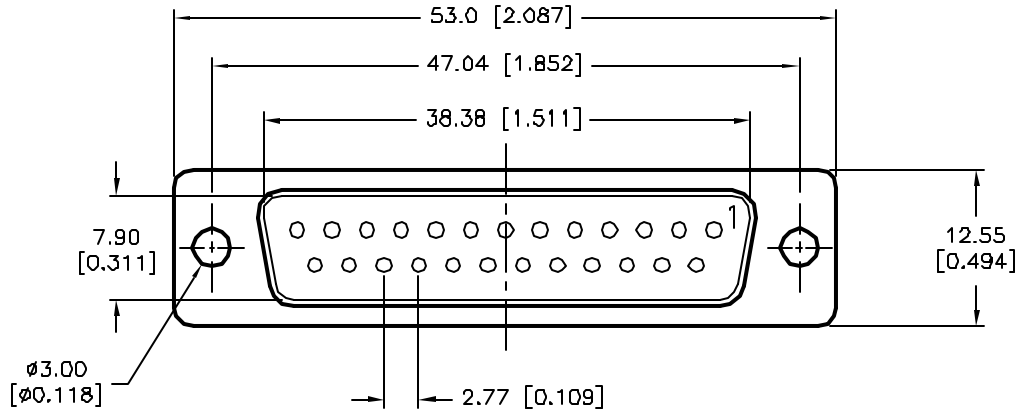
REVISIONS

DOC. NO. SPC-F005 * Effective: 7/8/02 * DCP No: 1398

DCP #	REV	DESCRIPTION	DRAWN	DATE	CHECKD	DATE	APPRVD	DATE
1876	A	RELEASED	EO	07/25/06	JN	2/13/08	JN	2/13/08
1959	B	Shell Plate was Zinc	JN	2/13/08	JN	2/13/08	JN	2/13/08

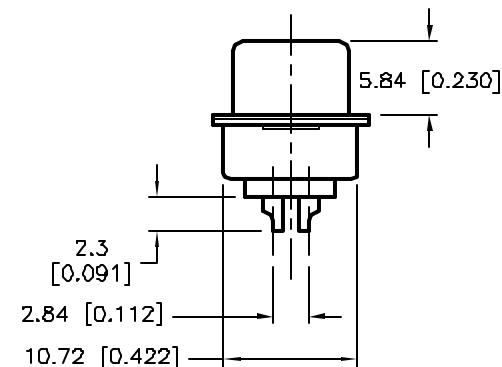
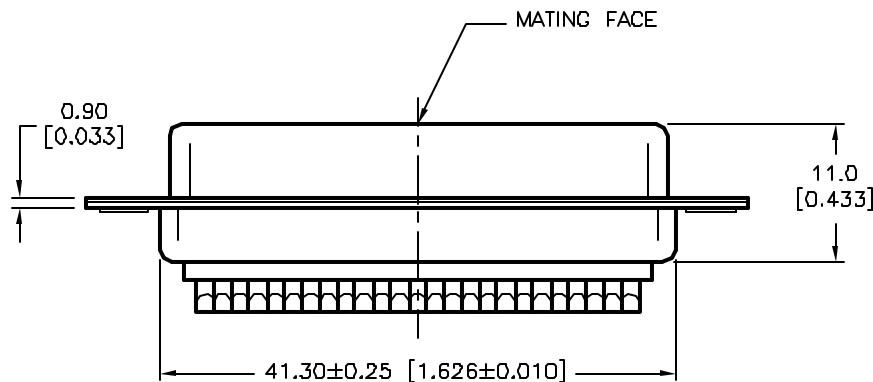


RoHS
Compliant



SPECIFICATIONS:

1. Shell: Steel, Tin-Plate
2. Contact: Brass, 5 Micro Inch Gold-Plated over Nickel
3. Insulator: PBT & Glass-Fibre Reinforced
4. Current Rating: 5 Amps
5. Dielectric Strength: 1000 V for One Minute
6. Insulator Resistance: 1000 Megohms Min. at 500 VDC
7. Temperature: -50°C to +105°C



DISCLAIMER:
ALL STATEMENTS AND TECHNICAL INFORMATION CONTAINED HEREIN ARE BASED UPON INFORMATION AND/OR TESTS WE BELIEVE TO BE ACCURATE AND RELIABLE. SINCE CONDITIONS OF USE ARE BEYOND OUR CONTROL, THE USER SHALL DETERMINE THE SUITABILITY OF THE PRODUCT FOR THE INTENDED USE AND ASSUME ALL RISK AND LIABILITY WHATSOEVER IN CONNECTION THEREWITH.

TOLERANCES:

Unless Otherwise Specified

.X ±0.35 [0.014]
.XX ±0.2 [0.008]

DRAWN BY:

EKLAS ODISH

CHECKED BY:

Jason Nash

APPROVED BY:

Jason Nash

DATE:

07/25/06

DATE:

2/13/08

DATE:

2/13/08

DRAWING TITLE:

25 Pin D-Sub Socket, Machined Contacts

SIZE

A

DWG. NO.

SPC15473

ELECTRONIC FILE

79K5045.DWG

REV

B

SCALE: NTS

U.O.M.: mm [INCHES]

SHEET: 1 OF 1