
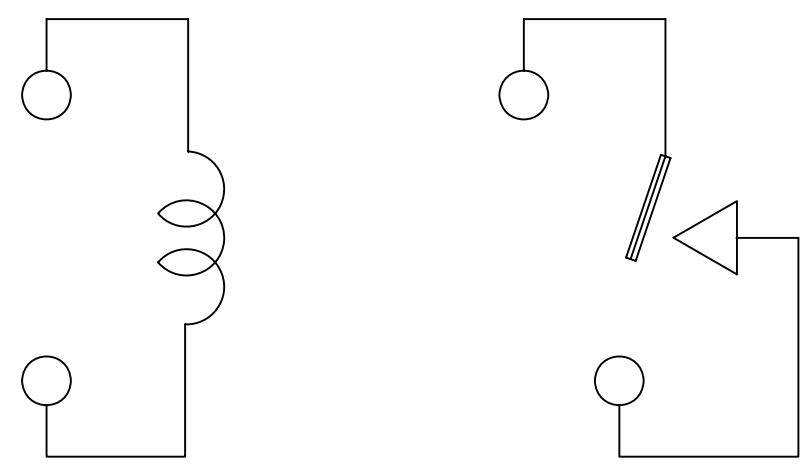
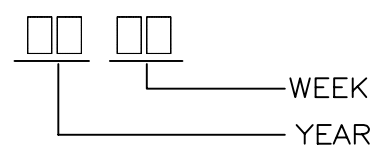


THIS DRAWING IS UNPUBLISHED. RELEASED FOR PUBLICATION
 © COPYRIGHT BY TYCO ELECTRONICS CORPORATION. ALL RIGHTS RESERVED.

LOC	DIST	REVISIONS						
		P	LTR	DESCRIPTION	ECO	DATE	DWN	APVD
			A1	ADD PN AND MODIFY VENT HOLE	ECO-07-025378	24-OCT-07	FS.H	BH.Y
			B	CHANGE TE LOGO&DATE CODE	ECO-08-007851	24-JUL-08	YS.H	BH.Y



NOTE
 1. LOT NO. SYSTEM AS FOLLOWING:



CONNECTION FIGURE

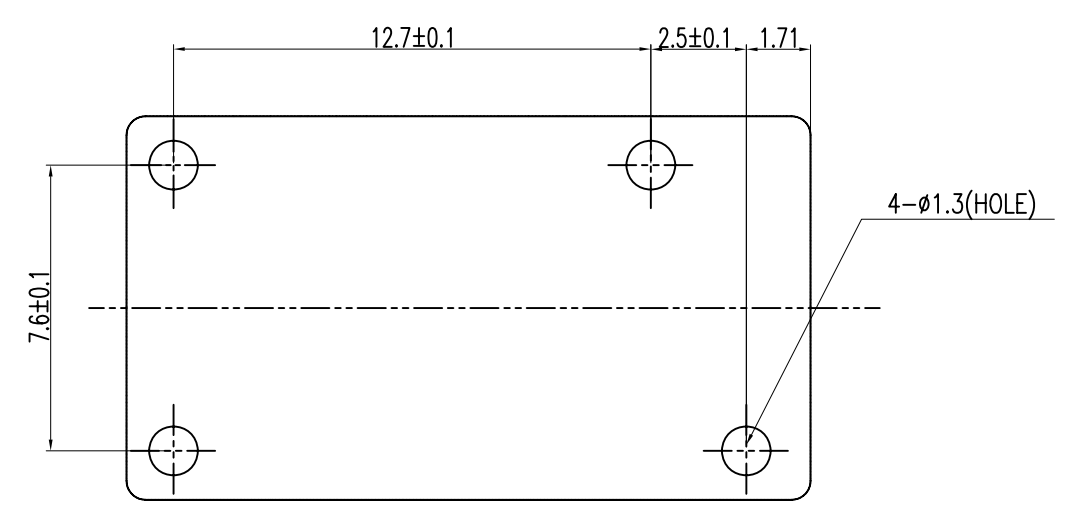

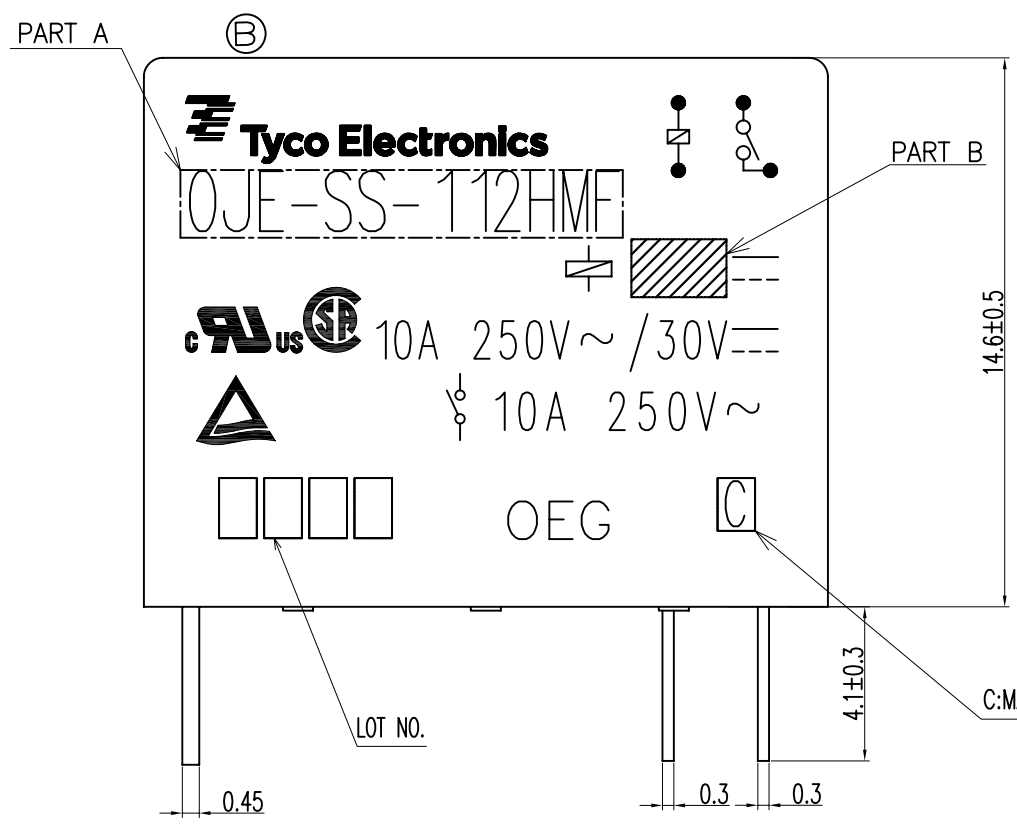


FIGURE FOR PRINTED CIRCUIT BOARD PROCESSING
 (BOTTOM VIEW)

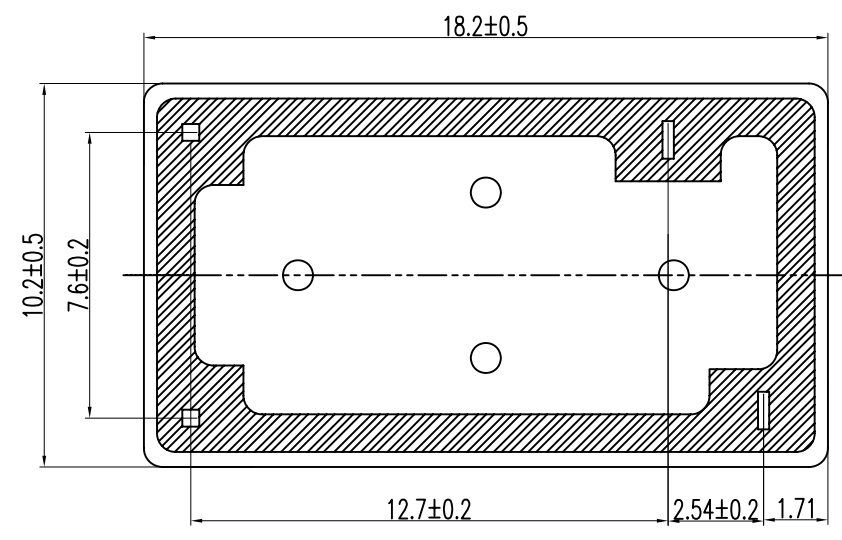


Diagram dimension	Tolerance
0.99mm max.	±0.1mm
1 - 2.99mm	±0.2mm
3mm min.	±0.3mm

THIS DRAWING IS A CONTROLLED DOCUMENT FOR TYCO ELECTRONICS CORPORATION IT IS SUBJECT TO CHANGE AND THE CONTROLLING ENGINEERING ORGANIZATION SHOULD BE CONTACTED FOR THE LATEST REVISION.		DWN	Fu Bo		Tyco Electronics Corporation Shenzhen, China
DIMENSIONS: mm		CHK	Xiaoning, Zhang		
TOLERANCES UNLESS OTHERWISE SPECIFIED:		APVD	CH, HSU		OJE-HMF TYPE RELAY CUSTOMER DRAWING
0 PLC ±		PRODUCT SPEC			
1 PLC ±		APPLICATION SPEC			
2 PLC ±		WEIGHT			RESTRICT TO
3 PLC ±		SIZE	A3	GAGE CODE	00779
4 PLC ±		DRAWING NO	C= 1721923		SCALE
MATERIAL	FINISH	CUSTOMER DRAWING			5:1
SEE MATERIAL TABLE					SHEET
					1 of 2
					REV
					B

4 3 2 1
 D
 C
 B
 A
 8 7 6 5 4 3 2 1

THIS DRAWING IS UNPUBLISHED. RELEASED FOR PUBLICATION
 © COPYRIGHT BY TYCO ELECTRONICS CORPORATION. ALL RIGHTS RESERVED.

LOC HB	DIST	REVISIONS						
		P	LTR	DESCRIPTION	ECN	DATE	DWN	APVD

TE PART NO	TE TYPE NAME	PART B	PART A	ITEM
1721923-3	OJE-SS-148HMF	48V	OJE-SS-148HMF	f
6-1419128-6	OJE-SS-124HMF	24V	OJE-SS-124HMF	e
4-1419128-4	OJE-SS-112HMF	12V	OJE-SS-112HMF	d
3-1419128-6	OJE-SS-109HMF	9V	OJE-SS-109HMF	c
1721923-2	OJE-SS-106HMF	6V	OJE-SS-106HMF	b
1721923-1	OJE-SS-105HMF	5V	OJE-SS-105HMF	a

INCOMBUSTIBILITY	TREATMENT	MATERIAL	DESCRIPTION	ITEM
		EPOXY RESIN	SEAL (BASE & BOBBIN)	15
		MW79	MAGNETIC WIRE	14
94V-0		P.B.T	CASE	13
94V-0		P.B.T	BASE	12
94VHB		NYRON	BOBBIN	11
	SOLDER DIP	C.P WIRE	COIL TERMINAL	10
94V-0		P.P.S	CARD	9
		Ag ALLOY	MOVABLE CONTACT	8
		Ag	NO.CONTACT	7
		STEEL	HINGE SPRING	6
	SOLDER DIP	CU ALLOY	NO.TERMINAL	5
	SOLDER DIP	CU ALLOY	MOVABLE SPRING	4
	NIP	STEEL	CORE	3
	NIP	STEEL	ARMATURE	2
	NIP	STEEL	YOKE	1

THIS DRAWING IS A CONTROLLED DOCUMENT FOR TYCO ELECTRONICS CORPORATION IT IS SUBJECT TO CHANGE AND THE CONTROLLING ENGINEERING ORGANIZATION SHOULD BE CONTACTED FOR THE LATEST REVISION.		DWN	Fu Bo	
DIMENSIONS: mm		CHK	Xiaoning,Zhang	
		APVD	CH,HSU	
TOLERANCES UNLESS OTHERWISE SPECIFIED: 0 PLC ± 1 PLC ± 2 PLC ± 3 PLC ± 4 PLC ±		PRODUCT SPEC	OJE-HMF TYPE RELAY CUSTOMER DRAWING	
MATERIAL SEE MATERIAL TABLE		FINISH		
		WEIGHT	SIZE	GAGE CODE
			A3	00779
			DRAWING NO	
			C= 1721923	
			RESTRICT TO	
			SCALE	SHEET
			5:1	2 of 2
			REV	B

D
C
B
A

8 7 6 5 4 3 2 1