
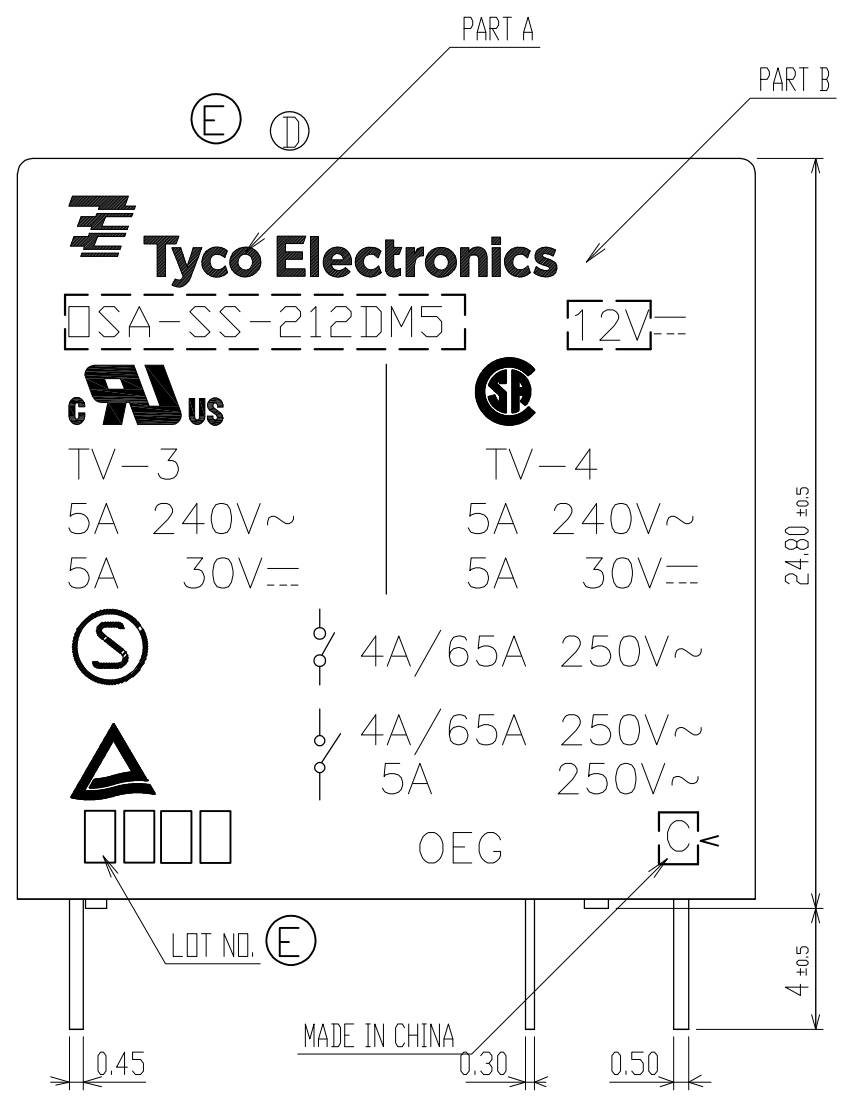
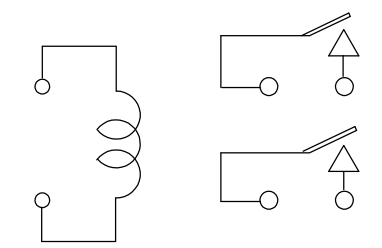


THIS DRAWING IS UNPUBLISHED. RELEASED FOR PUBLICATION  
 © COPYRIGHT - By - ALL RIGHTS RESERVED.

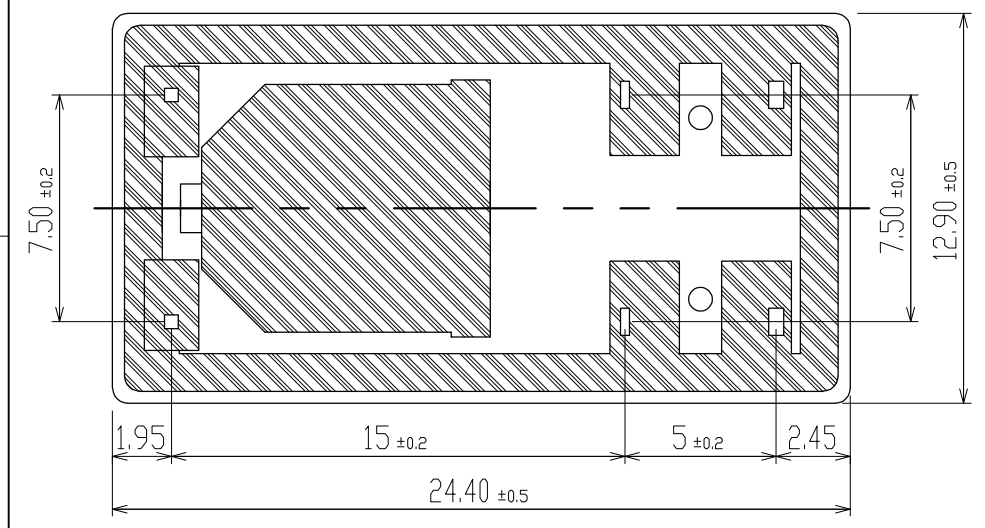
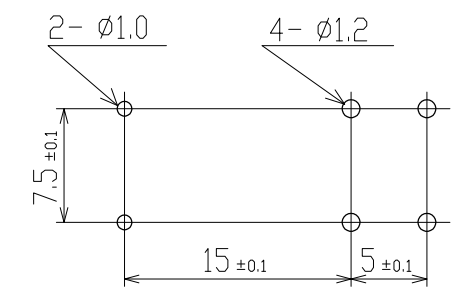
LOC	DIST	REVISIONS					
		P	LTR	DESCRIPTION	DATE	DWN	APVD
HB	-		E1	REVISED PER ECO-11-005140	06MAY11	RK	HMR



CONNECTION DIAGRAM(BOTTM VIEW)



DRILLING DIAGRAM(BOTTM VIEW)



**TOLERANCE**

Diagram dimension	Tolerance
max. 1mm	±0.1mm
1 - 3mm	±0.2mm
min. 3mm	±0.3mm

THIS DRAWING IS A CONTROLLED DOCUMENT.		DWN H.SASAKI	<b>STE</b> TE Connectivity		
		CHK Y.OIKAWA			
DIMENSIONS: mm		APVD A.NAGAI	NAME OSA-SH-DM5,000 ,000M		
 0 PLC ± - 1 PLC ± - 2 PLC ± - 3 PLC ± - 4 PLC ± - ANGLES ± -		PRODUCT SPEC -	RESTRICTED TO -		
		APPLICATION SPEC -	SIZE A3	CAGE CODE 00779	DRAWING NO. C- 3-1419124-9
MATERIAL -	FINISH -	WEIGHT -	SHEET 1 OF 2		REV E1
CUSTOMER DRAWING					

THIS DRAWING IS UNPUBLISHED. RELEASED FOR PUBLICATION  
 © COPYRIGHT - By - ALL RIGHTS RESERVED.

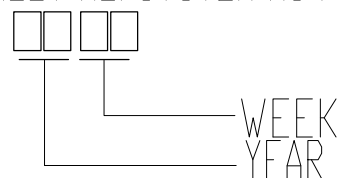
LOC	DIST	REVISIONS			
P	LTR	DESCRIPTION	DATE	DWN	APVD
HB	-	SEE SHEET 1	-	-	-

①	8-1440001-4	OSA-SH-224DM5	24V	OSA-SH-224DM5	n
①	8-1440001-2	OSA-SH-212DM5	12V	OSA-SH-212DM5	m
①	8-1440001-1	OSA-SH-212DM5	12V	OSA-SH-212DM5	L
①	7-1440001-9	OSA-SH-209DM5	9V	OSA-SH-209DM5	k
①	7-1440004-7	OSA-SH-205DM5	5V	OSA-SH-205DM5	j
①	1461020-7	OSA-SH-205DM5	5V	OSA-SH-205DM5	i
	1461388-6	OSA-SH-248DM5	48V	OSA-SH-248DM5	h
	1461388-4	OSA-SH-224DM5	24V	OSA-SH-224DM5	g
	1461388-3	OSA-SH-206DM5	6V	OSA-SH-206DM5	f
	4-1419124-9	OSA-SH-224DM5	24V	OSA-SH-224DM5	e
	4-1419124-0	OSA-SH-212DM5	12V	OSA-SH-212DM5	d
	3-1419124-9	OSA-SH-212DM5	12V	OSA-SH-212DM5	c
	7-1440001-8	OSA-SH-209DM5	9V	OSA-SH-209DM5	b
	7-1440004-6	OSA-SH-205DM5	5V	OSA-SH-205DM5	a
TE CONNECTIVITY PART NO	DESCRIPTION	PART B	PART A	ITEM	

RELAY TYPE

		UV RESIN	UV SEAL	15
		EPOXY RESIN	SEAL	14
94V-0		PBT	CASE	13
94V-0		PA66	CARD	12
		Ag ALLOY	STATIONARY CONTACT	11
		Cu ALLOY	STATIONARY TERMINAL	10
		Ag ALLOY	MOVABLE CONTACT	9
		Cu ALLOY	MOVABLE SPRING	8
	Cu-Ni PLATED	STEEL	ARMATURE	7
	Cu-Ni PLATED	STEEL	CORE	6
		PBS	HINGE SPRING	5
	Ni PLATED	STEEL	YOKE	4
		UEW	MAGNETIC WIRE	3
		CP WIRE	COIL TERMINAL	2
94V-0		PBT	BOBBIN	1
INCOMBUSTIBILITY	TREATMENT	MATERIAL	DESCRIPTION	ITEM

⑤ NOTE:  
 1. LOT NO. SYSTEM AS FOLLOWING:



THIS DRAWING IS A CONTROLLED DOCUMENT.		DWN	-	TE Connectivity NAME OSA-SH-DM5,000 ,000M	
DIMENSIONS: mm		CHK	-		
TOLERANCES UNLESS OTHERWISE SPECIFIED:		APVD	-		
0 PLC ± - 1 PLC ± - 2 PLC ± - 3 PLC ± - 4 PLC ± - ANGLES ± -		PRODUCT SPEC	-		
MATERIAL	FINISH	APPLICATION SPEC	-	SIZE	A3
		WEIGHT	-	CAGE CODE	00779
CUSTOMER DRAWING			RESTRICTED TO	DRAWING NO	C- 3-1419124-9
			SCALE	4:1	SHEET 2 OF 2
			REV	E1	