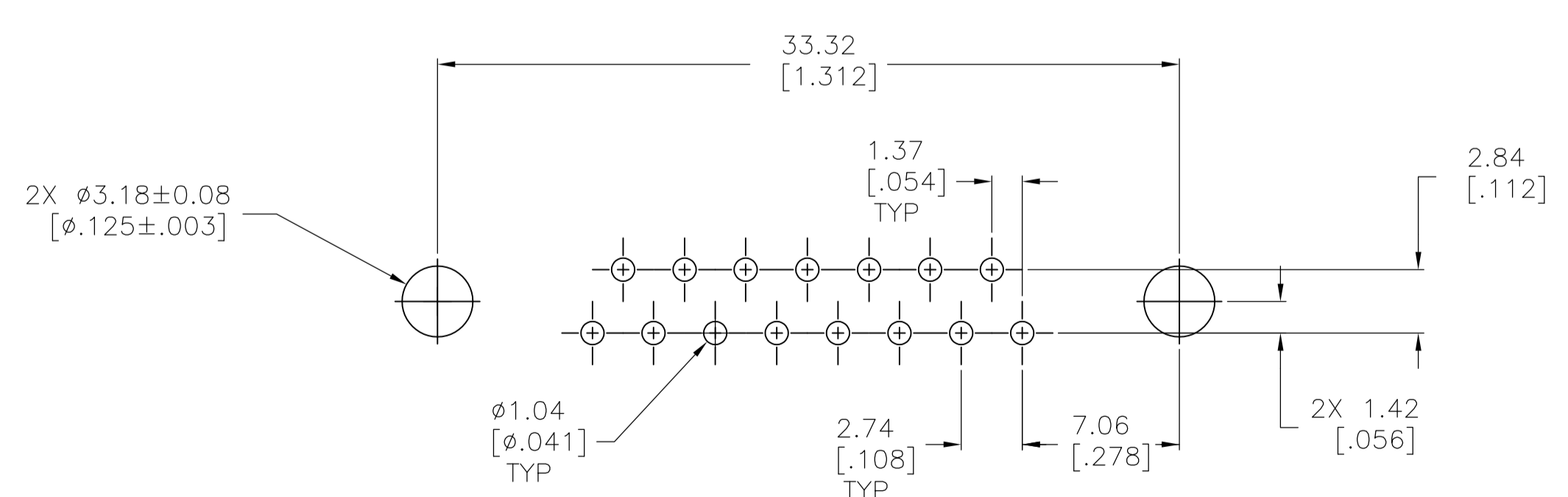
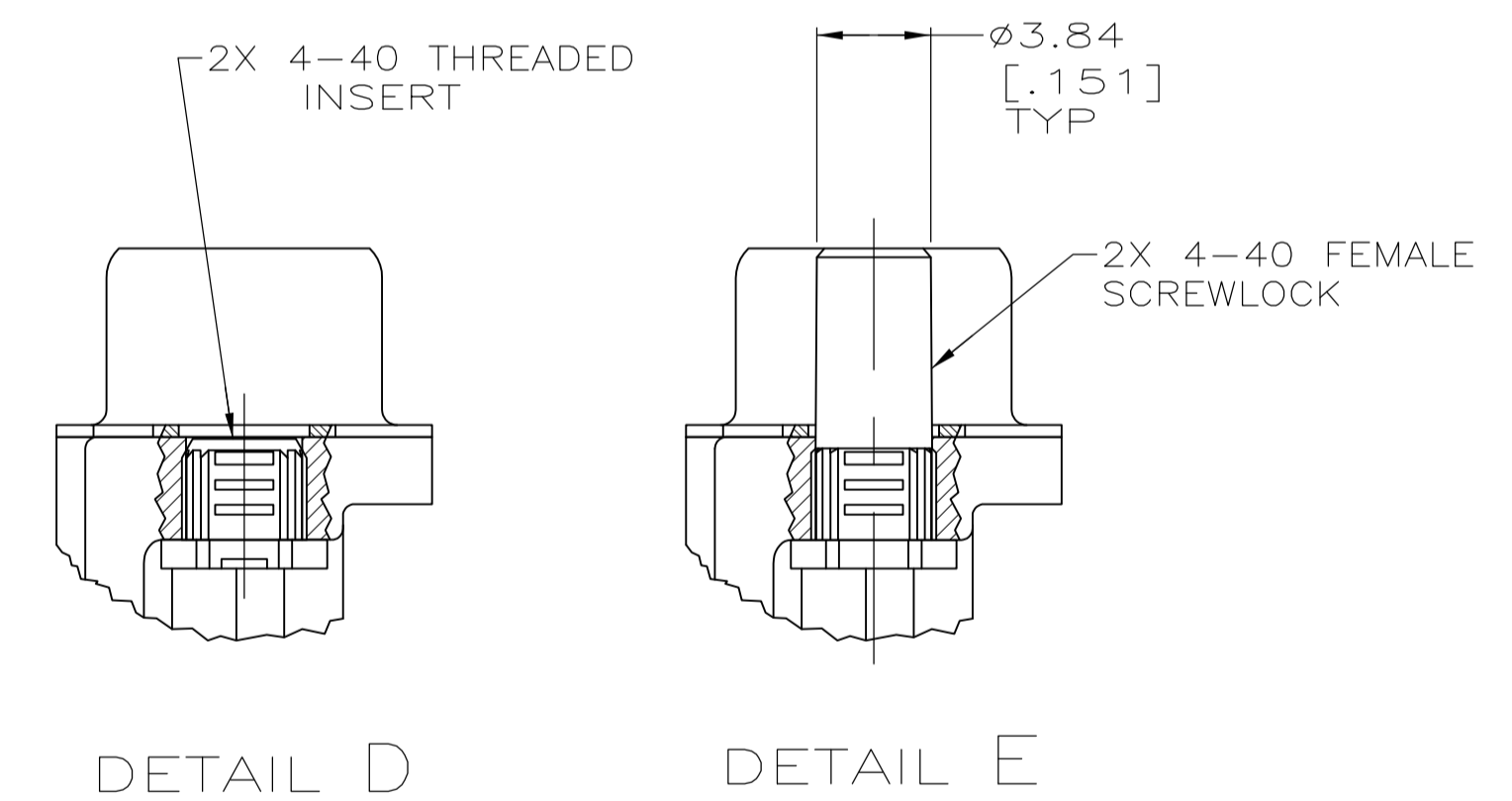
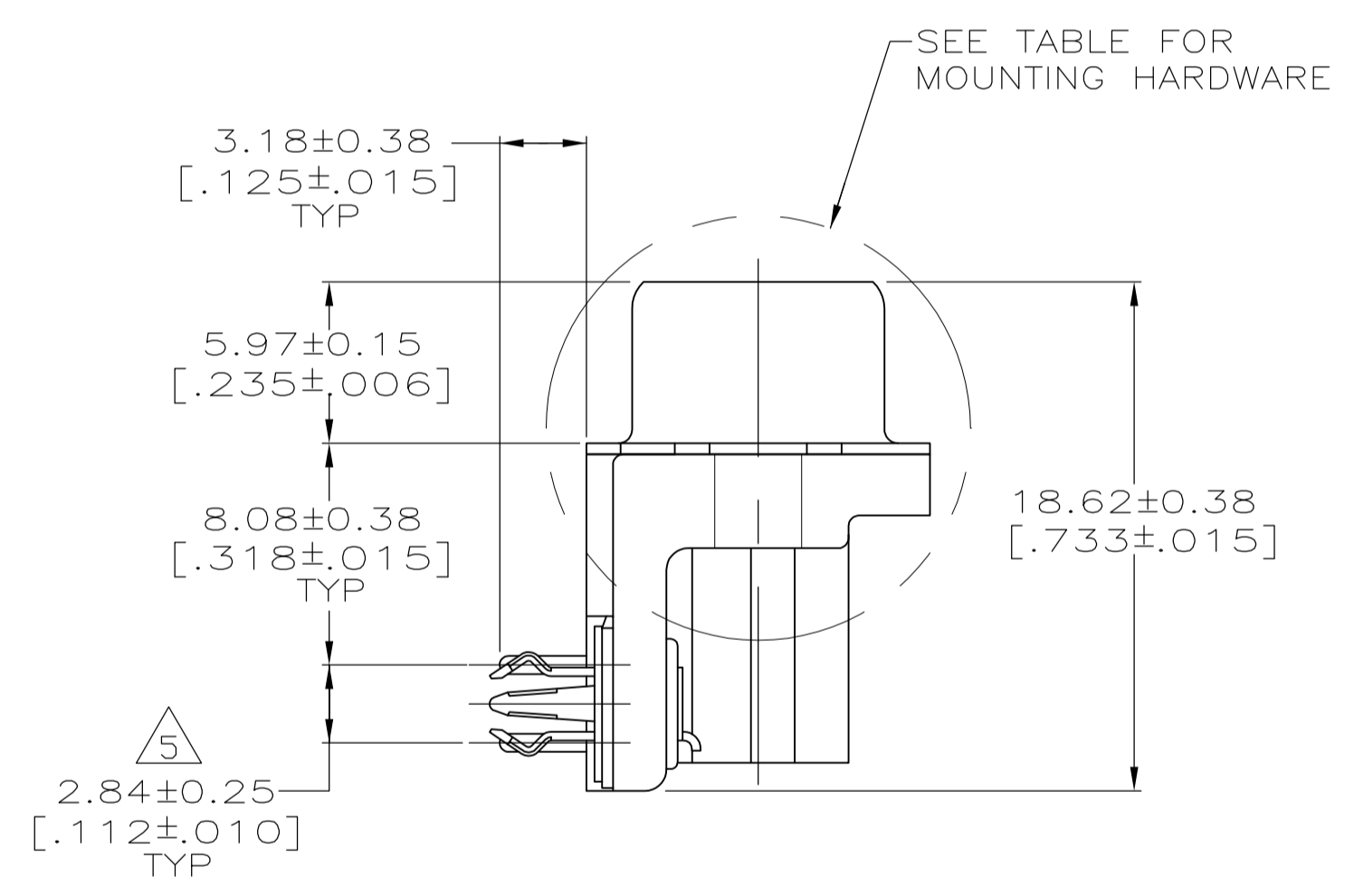
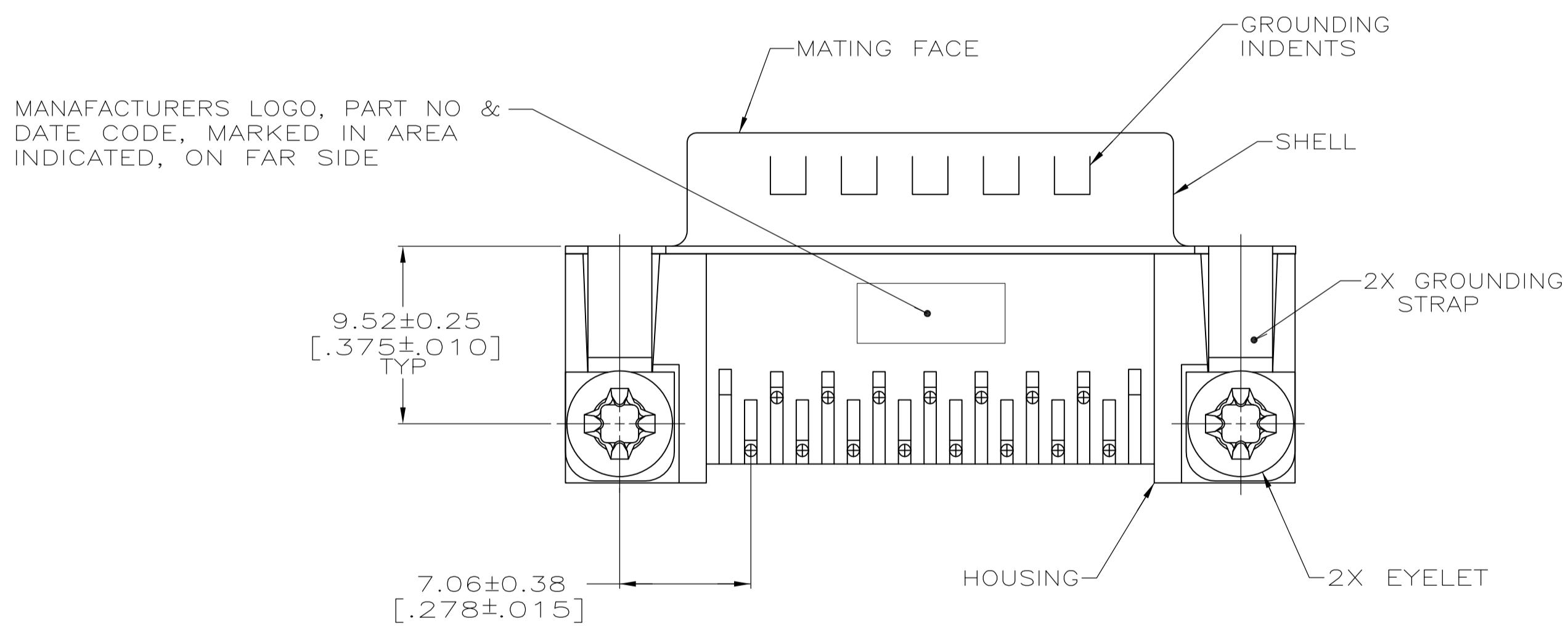


- 1 MATERIAL:
HOUSING: NYLON OR POLYESTER, FLAME RETARDANT, UL 94V-0 RATED, GLASS FILLED, BLACK.
CONTACTS: BRASS.
SHELL: CARBON STEEL.
EYELETS: BRASS.
BOARDLOCKS: COPPER ALLOY.
INSERTS: ZINC ALLOY.
SCREWLOCKS: ZINC ALLOY
- 2 FINISH:
CONTACTS: SEE TABLE.
SHELL: 2.54µm[.000100] MIN TIN OVER 1.27µm[.000050] MIN COPPER.
EYELETS: 5.08µm[.000200] MIN TIN OVER COPPER FLASH.
BOARDLOCKS: 5.08µm[.000200] MIN TIN OVER 1.27µm[.000050] MIN NICKEL.
INSERTS: CLEAR CHROMATE.
SCREWLOCKS: CLEAR CHROMATE.
- 3 GOLD FLASH ON THE MATING SURFACES, 2.54µm[.000100] MIN TIN PLATE ON THE SOLDER END, 1.27µm[.000050] MIN NICKEL UNDERPLATE ON THE ENTIRE CONTACT.
- 4 0.76µm[.000030] MIN GOLD PLATE ON THE MATING SURFACES, 2.54µm[.000100] MIN TIN PLATE ON THE SOLDER END, 1.27µm[.000050] MIN NICKEL UNDERPLATE ON THE ENTIRE CONTACT.
-OR-
GOLD FLASH OVER PALLADIUM-NICKEL PLATE, 0.76µm[.000030] MIN TOTAL ON THE MATING SURFACES, 2.54µm[.000100] MIN TIN PLATE ON THE SOLDER END, 1.27µm[.000050] MIN NICKEL UNDERPLATE ON THE ENTIRE CONTACT.
- 5 DIMENSION APPLIES FROM CENTER OF CONTACTS.



P.C. BOARD MOUNTING DIMENSIONS
P.C. BOARD THICKNESS: 1.57[.062]

SEE DETAIL E	1	5747841-6
SEE DETAIL D	4	5747841-4
SEE DETAIL D	4	5747841-3
-	4	5747841-2
MOUNTING HARDWARE	CONTACT FINISH	PART NUMBER

THIS DRAWING IS A CONTROLLED DOCUMENT.		DIN B MCMASTER 15JULY05	TE Connectivity
DIMENSIONS: mm [INCHES]		CHK S. BOLASH 15JULY05	
TOLERANCES UNLESS OTHERWISE SPECIFIED:		APVD S. BOLASH 15JULY05	NAME
0 PLC ± -			PLUG ASSEMBLY, SIZE 2, 15 POSITION, RIGHT ANGLE, FRONT METAL SHELL, .318 SERIES, BOARDLOCKS, AMPLIMITE® HD-20
1 PLC ± -			PRODUCT SPEC
2 PLC ± -			108-40025
3 PLC ± 0.13[.005]			APPLICATION SPEC
4 PLC ± -			114-40010
ANGLES ± -			SIZE CAGE CODE DRAWING NO
			A1
MATERIAL 1	FINISH 2	WEIGHT -	©=5747841
CUSTOMER DRAWING		SCALE 4:1	SHEET 1 OF 1 REV B