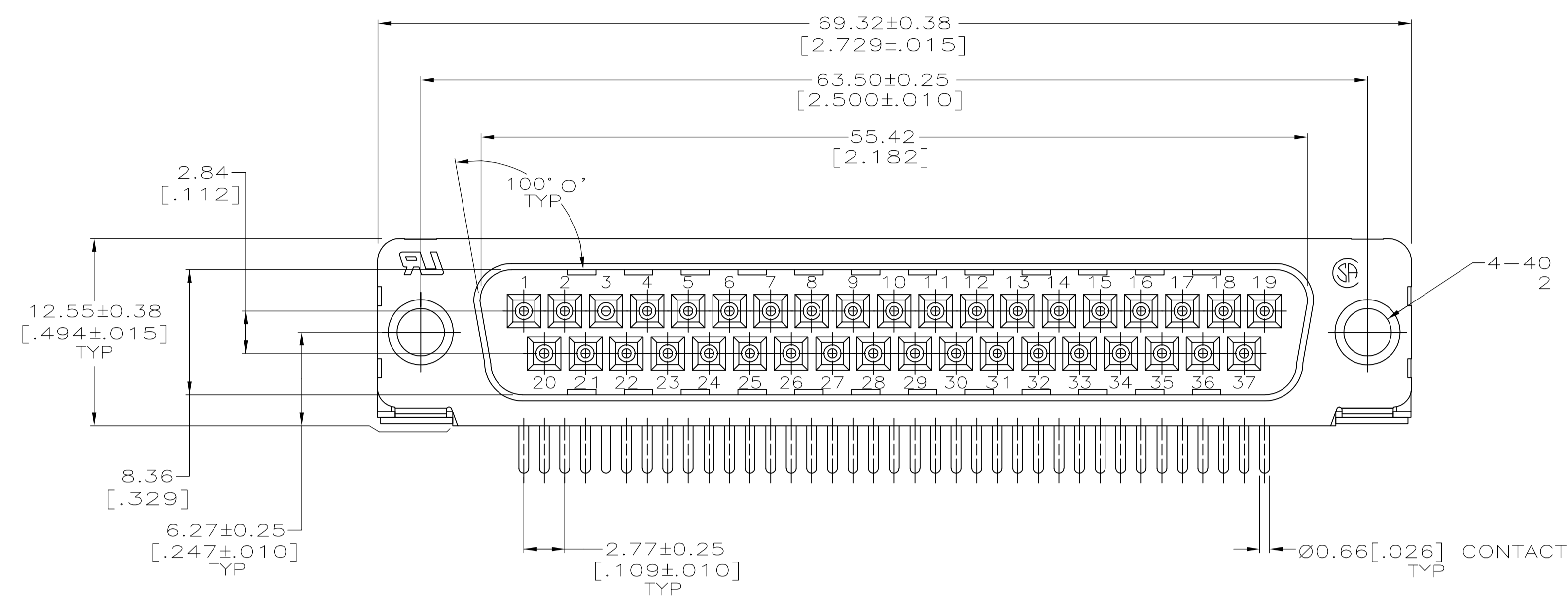
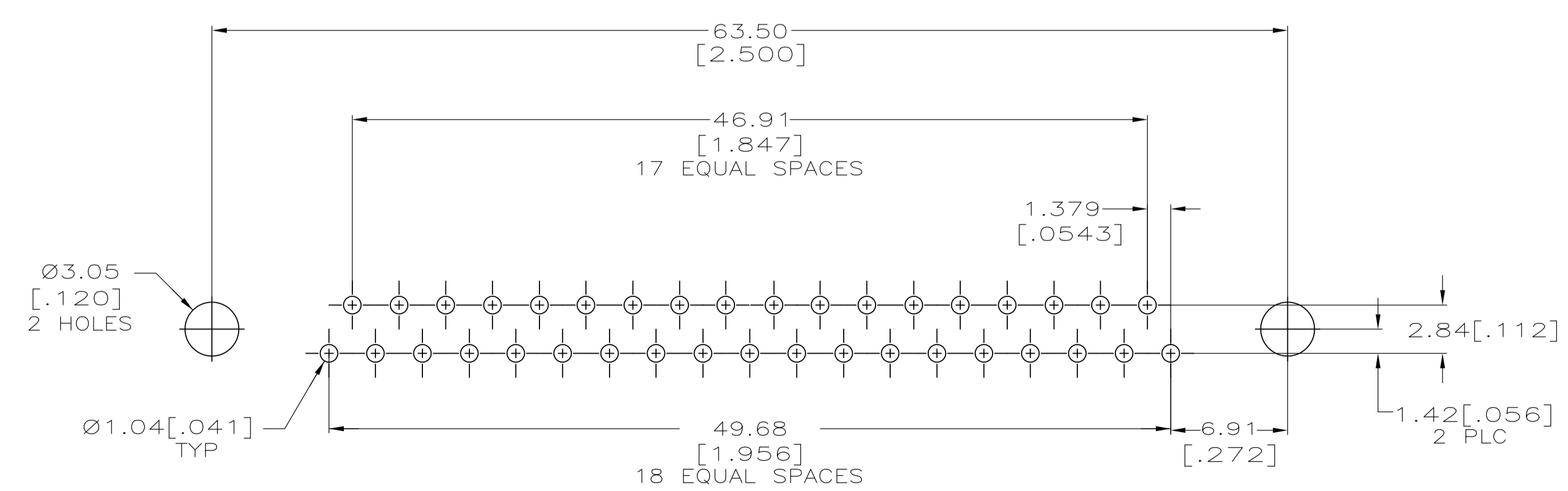
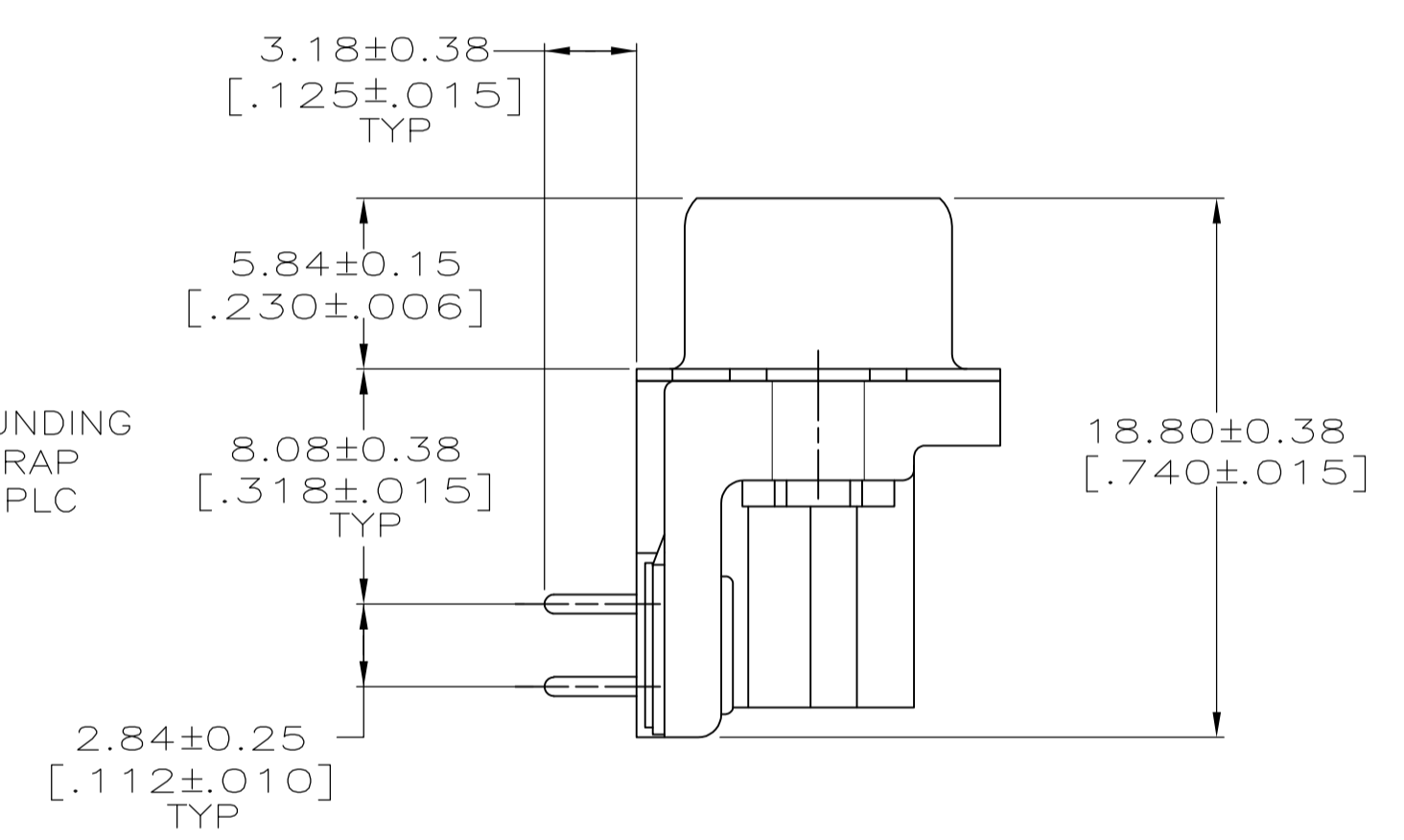
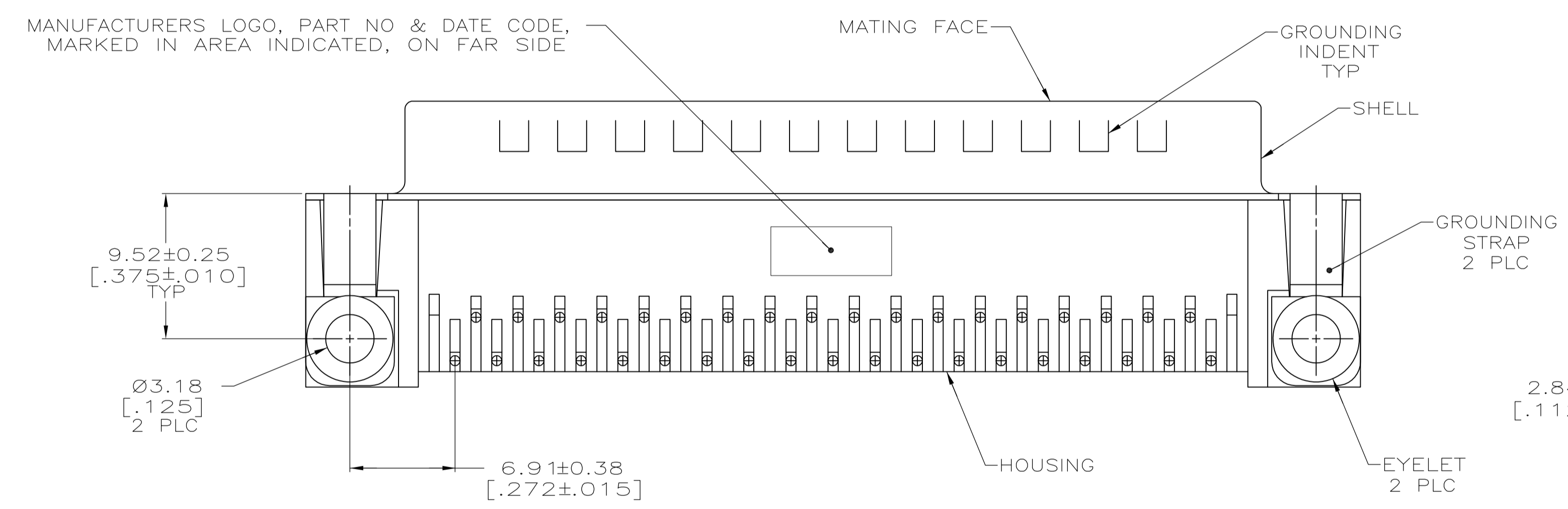


LOC		DIST		REVISIONS			
P	LTR	DESCRIPTION	DATE	DN	APVD		
B		REVISED PER ECO-11-009374	20MAY2011	CJV	SLB		



- 1 HOUSING: NYLON OR POLYESTER, FLAME RETARDANT, UL 94V-0 RATED, GLASS FILLED, BLACK.
CONTACTS: BRASS
SHELL: CARBON STEEL
EYELETS: BRASS
INSERTS: ZINC
- 2 SHELL: $2.54 \mu\text{m}$ [0.000100] MIN TIN OVER $1.27 \mu\text{m}$ [0.000050] MIN COPPER.
EYELETS: $2.54 \mu\text{m}$ [0.000100] MIN TIN OVER COPPER FLASH.
INSERTS: CLEAR CHROMATE
CONTACTS: $0.76 \mu\text{m}$ (.000030) MIN GOLD PLATE ON THE MATING SURFACES, $2.54 \mu\text{m}$ (.000100) MIN TIN PLATE ON THE SOLDER END, $1.27 \mu\text{m}$ (.000050) MIN NICKEL UNDERPLATE ON THE ENTIRE CONTACT
-OR-
GOLD FLASH OVER PALLADIUM-NICKEL PLATE, $0.76 \mu\text{m}$ (.000030) MIN TOTAL ON THE MATING SURFACES, $2.54 \mu\text{m}$ (.000100) MIN TIN PLATE ON THE SOLDER END, $1.27 \mu\text{m}$ (.000050) MIN NICKEL UNDERPLATE ON THE ENTIRE CONTACT.



RECOMMENDED P.C. BOARD MOUNTING DIMENSIONS

5747252-4
PART NUMBER

**COPYRIGHT 2005
TYCO ELECTRONICS CORP
ALL RIGHTS RESERVED**

THIS DRAWING IS A CONTROLLED DOCUMENT.		DIN A. FERNANDEZ-DOCKS 04-12-05		TE Connectivity	
DIMENSIONS: mm [INCHES]		CHK S. BOLASH 04-12-05			
TOLERANCES UNLESS OTHERWISE SPECIFIED:		APVD M. WALMSLEY 04-12-05		NAME	
0 PLC ± -		PRODUCT SPEC		PLUG ASSEMBLY, SIZE 4, 37 POSITION, RIGHT ANGLE, FRONT METAL SHELL, .318 SERIES, AMPLIMITE HD-20	
1 PLC ± -		APPLICATION SPEC		108-40025	
2 PLC ± -		SIZE		114-40010	
3 PLC ± 0.13(.005)		CAGE CODE		DRAWING NO	
4 PLC ± -		WEIGHT		A1 00779	
ANGLES ± ± 0		CUSTOMER DRAWING		SCALE 4:1 SHEET 1 OF 1 REV B	