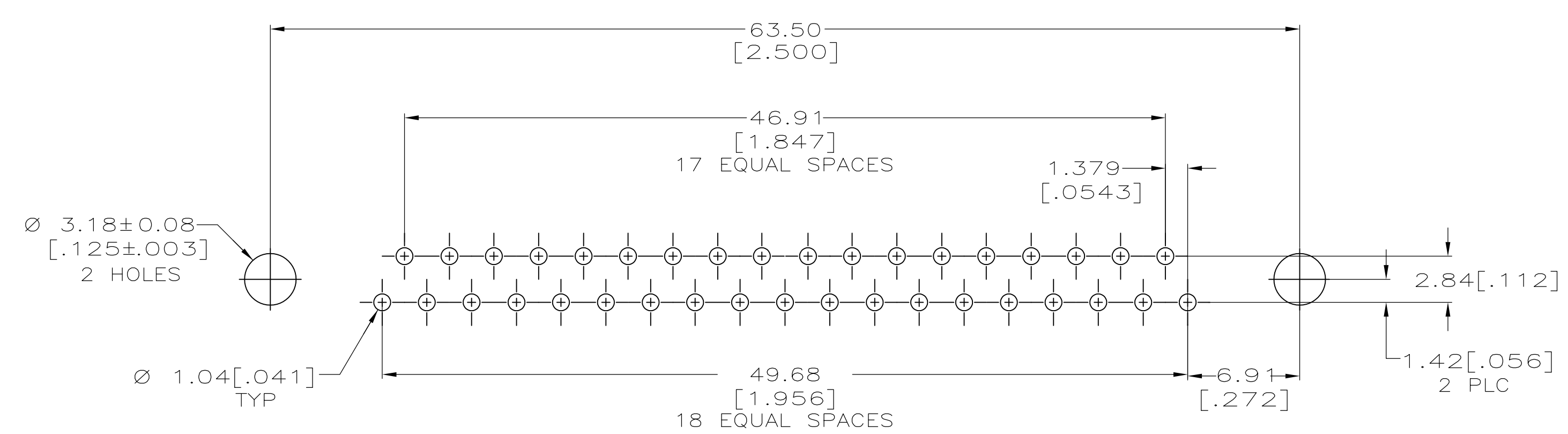
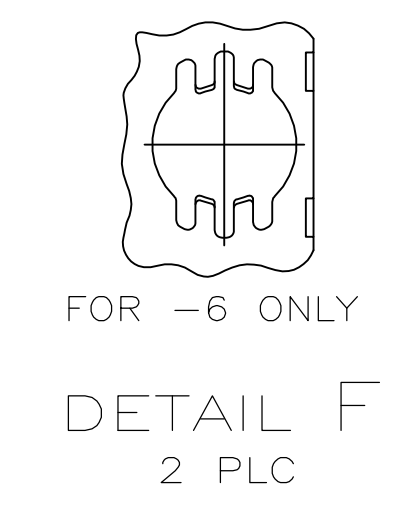
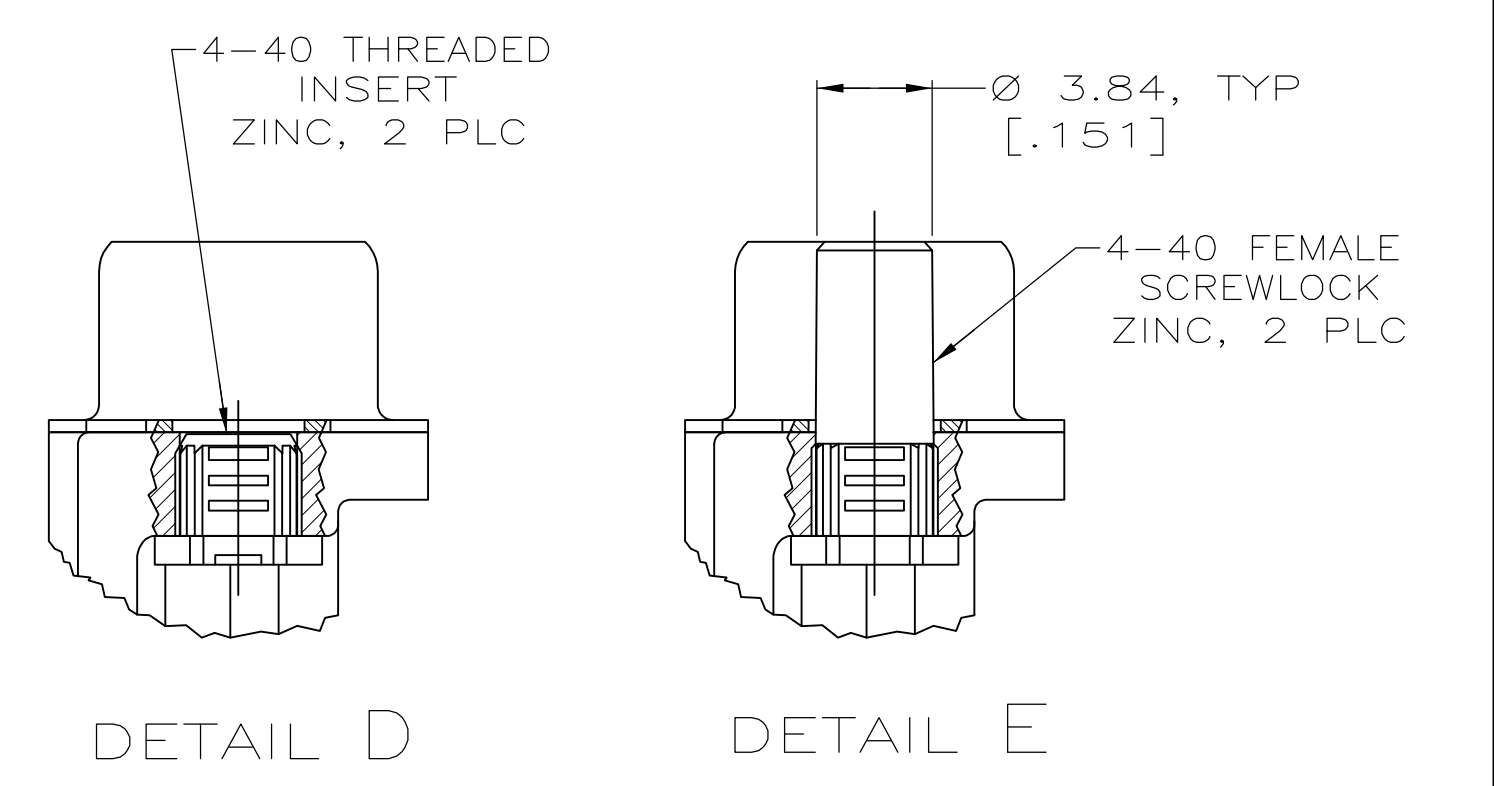
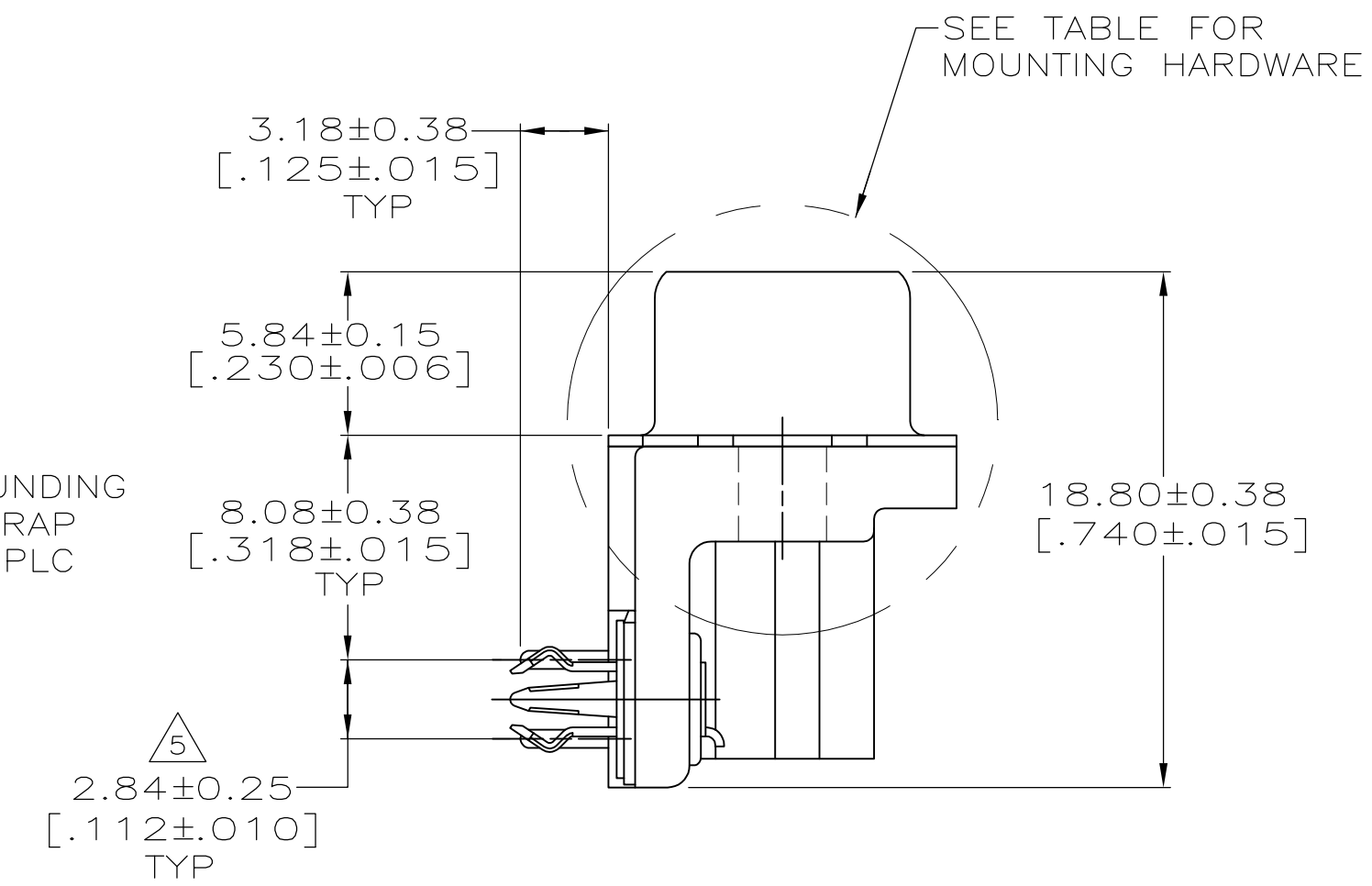
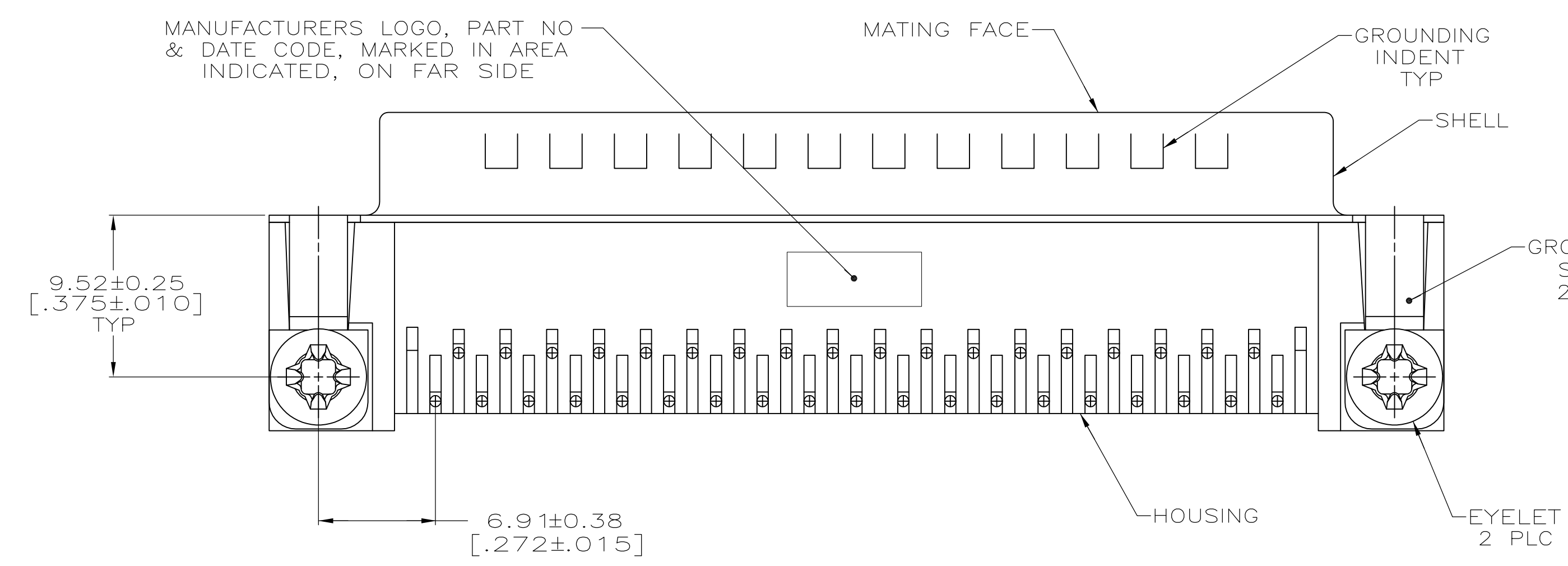


- 1 HOUSING: NYLON OR POLYESTER, FLAME RETARDANT, UL 94V-0 RATED, GLASS FILLED, COLOR BLACK.
CONTACTS: BRASS.
SHELL: CARBON STEEL.
EYELETS: BRASS.
BOARDLOCKS: COPPER ALLOY.
INSERTS: ZINC ALLOY.
SCREWLOCKS: ZINC ALLOY.
- 2 CONTACTS: SEE TABLE.
SHELL: 2.54µm [.000100] MIN TIN OVER 1.27µm [.000050] MIN COPPER.
EYELETS: 5.08µm [.000200] MIN TIN OVER COPPER FLASH.
BOARDLOCKS: 5.08µm [.000200] MIN TIN OVER 1.27µm [.000050] MIN NICKEL.
INSERTS: CLEAR CHROMATE.
SCREWLOCKS: CLEAR CHROMATE.
- 3 GOLD FLASH ON THE MATING SURFACES, 2.54µm [.000100] MIN TIN PLATE ON THE SOLDER END, 1.27µm [.000050] MIN NICKEL UNDERPLATE ON THE ENTIRE CONTACT.
- 4 0.76µm [.000030] MIN GOLD PLATE ON THE MATING SURFACES, 2.54µm [.000100] MIN TIN PLATE ON THE SOLDER END, 1.27µm [.000050] MIN NICKEL UNDERPLATE ON THE ENTIRE CONTACT -OR- GOLD FLASH OVER PALLADIUM-NICKEL PLATE, 0.76µm [.000030] MIN TOTAL ON THE MATING SURFACES, 2.54µm [.000100] MIN TIN PLATE ON THE SOLDER END, 1.27µm [.000050] MIN NICKEL UNDERPLATE ON THE ENTIRE CONTACT.
- 5 DIMENSION APPLIES FROM CENTER OF CONTACTS.



RECOMMENDED P.C. BOARD MOUNTING DIMENSIONS
P.C. BOARD THICKNESS: 1.57 [.062]

SEE DETAIL E	4	5747843-6
SEE DETAIL D	4	5747843-4
SEE DETAIL D	3	5747843-3
NONE	4	5747843-2
MOUNTING HARDWARE	CONTACT FINISH	PART NUMBER

THIS DRAWING IS A CONTROLLED DOCUMENT.		DIN	G. ATTADIA - 04-13-05	DOCKS	
		CHK	S. BOLASH	04-13-05	
DIMENSIONS: mm [INCHES]		APVD	M. WALMSLEY	NAME	
TOLERANCES UNLESS OTHERWISE SPECIFIED:		PRODUCT SPEC			
0 PLC	± -	108-40025			
1 PLC	± -	APPLICATION SPEC			
2 PLC	± -	114-40010			
3 PLC	± 0.13 [.005]	SIZE			
4 PLC	± -	CAGE CODE			
ANGLES	± -	DRAWING NO			
MATERIAL	1	A1 00779 C=5747843			
FINISH	2	RESTRICTED TO			
		CUSTOMER DRAWING		SCALE	4:1
				SHEET	1 OF 1
				REV	D