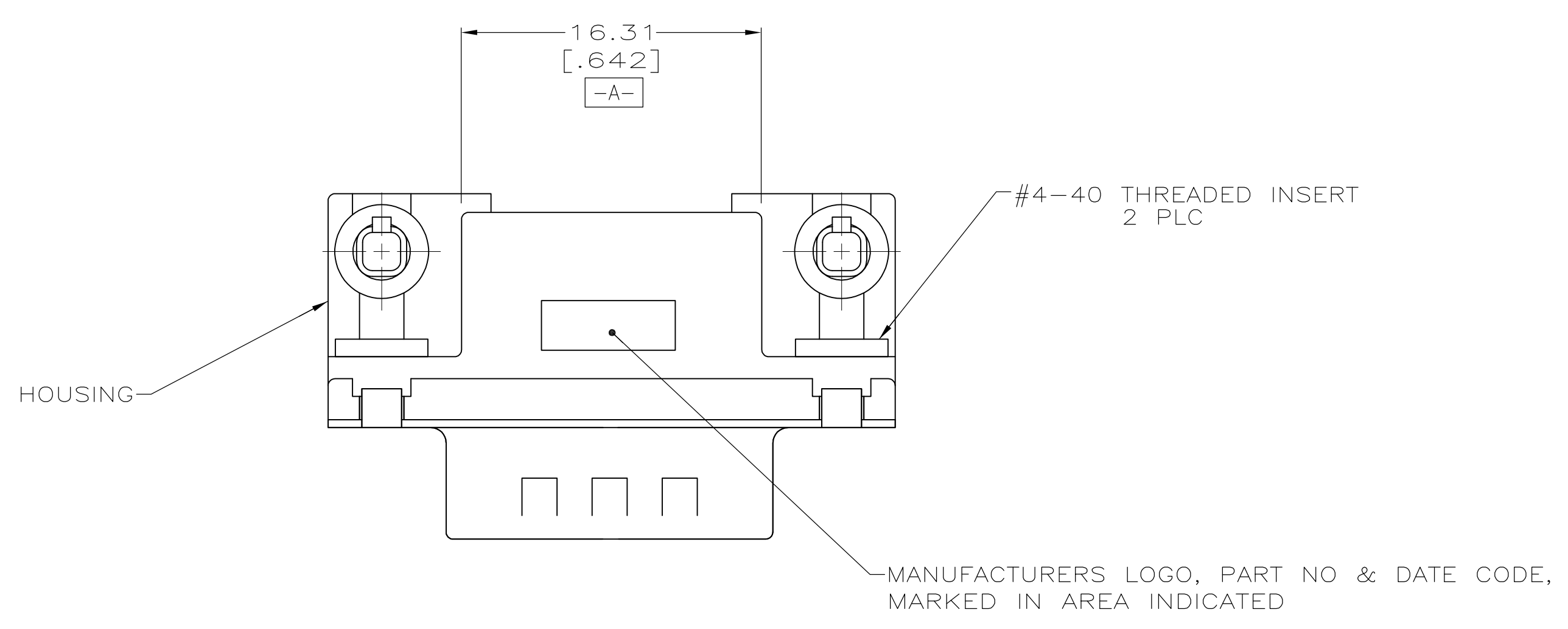
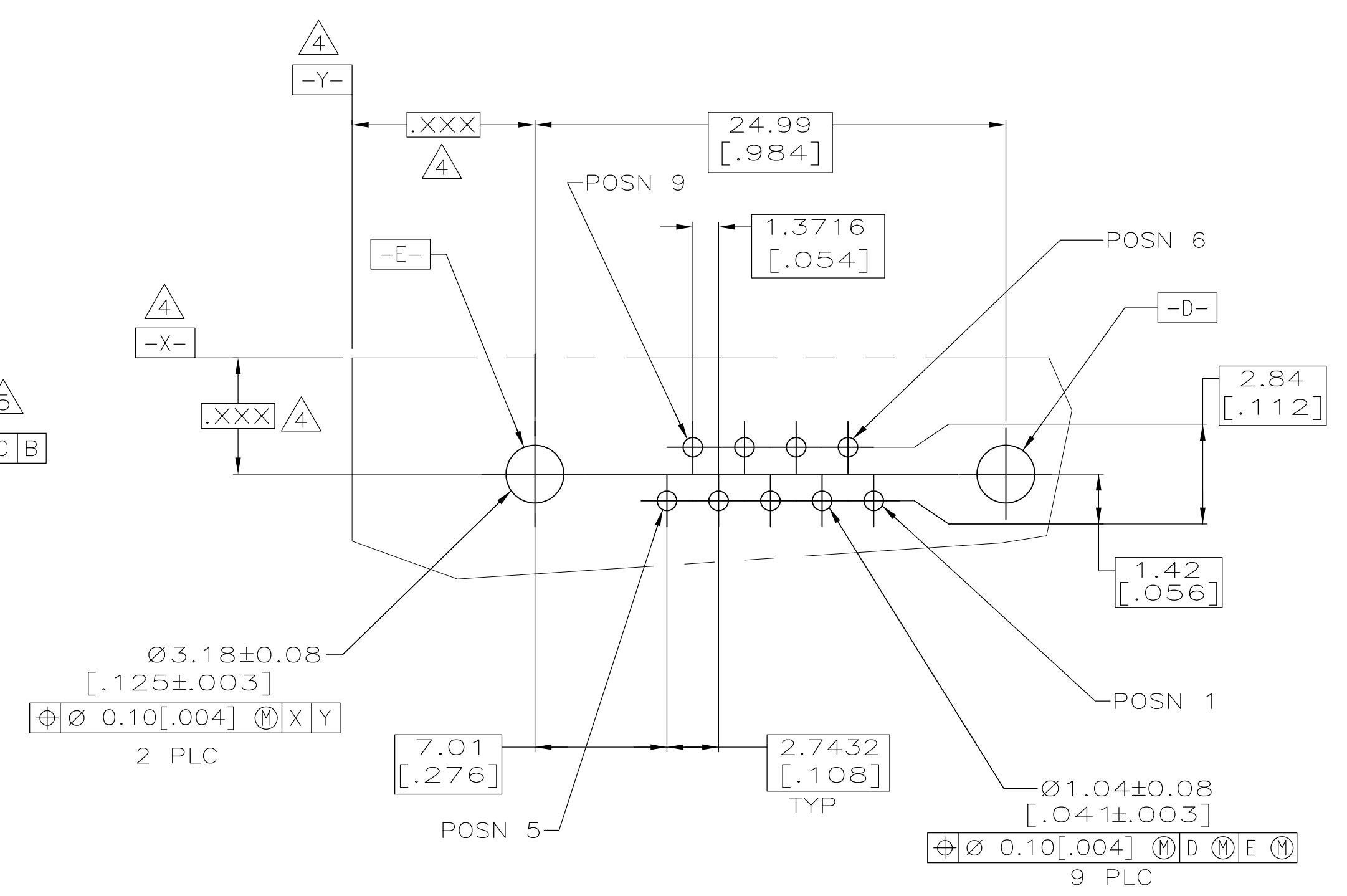
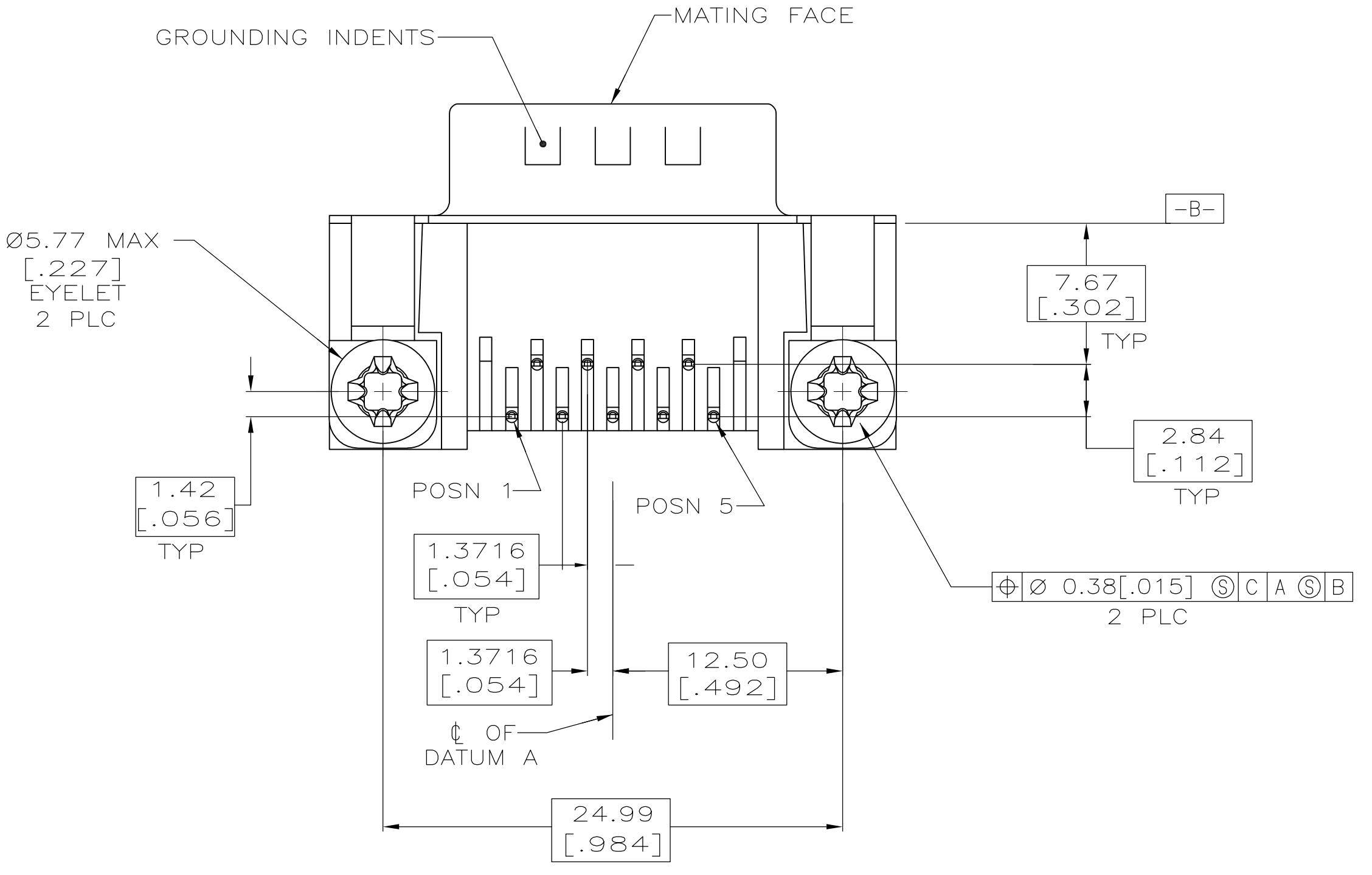
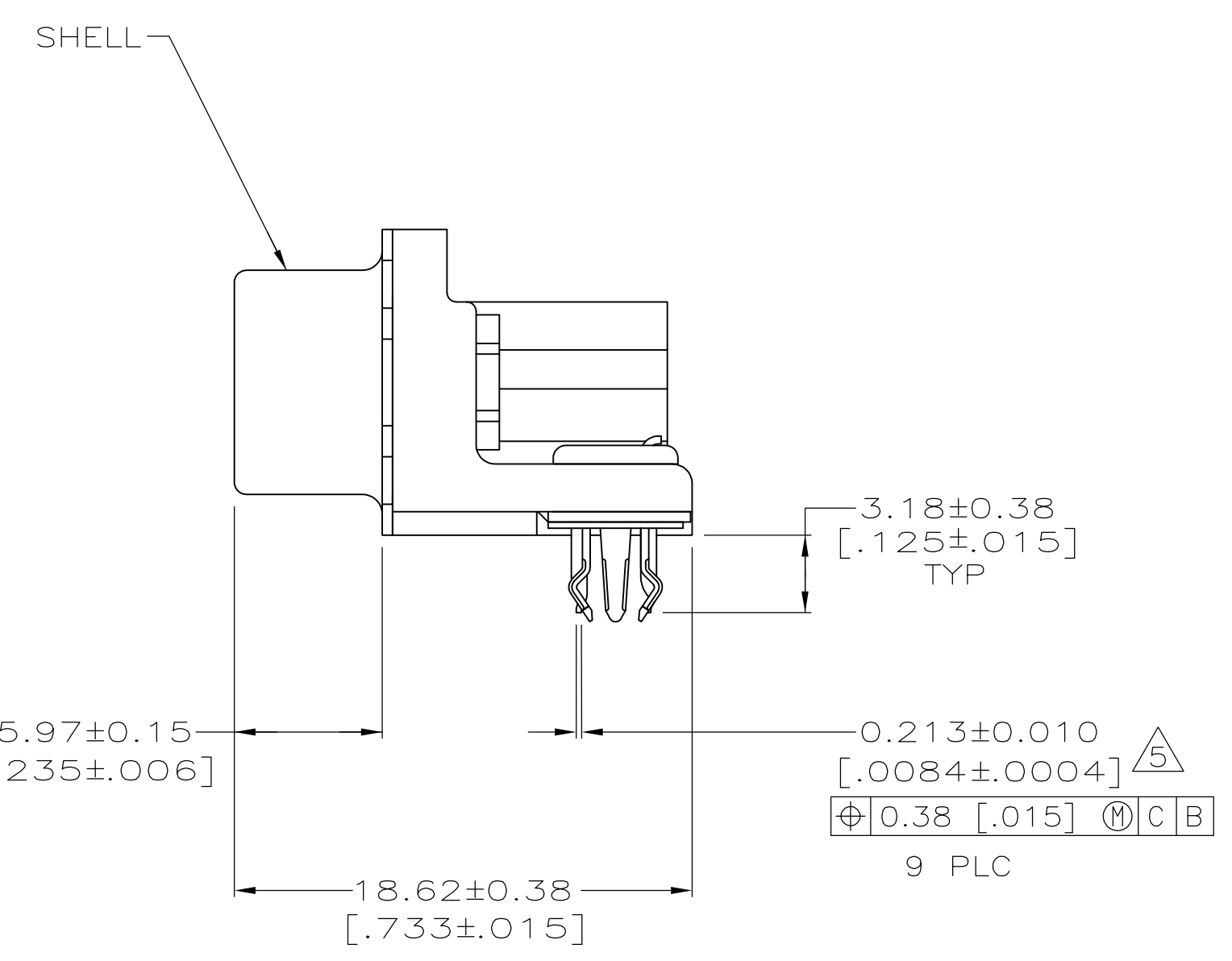
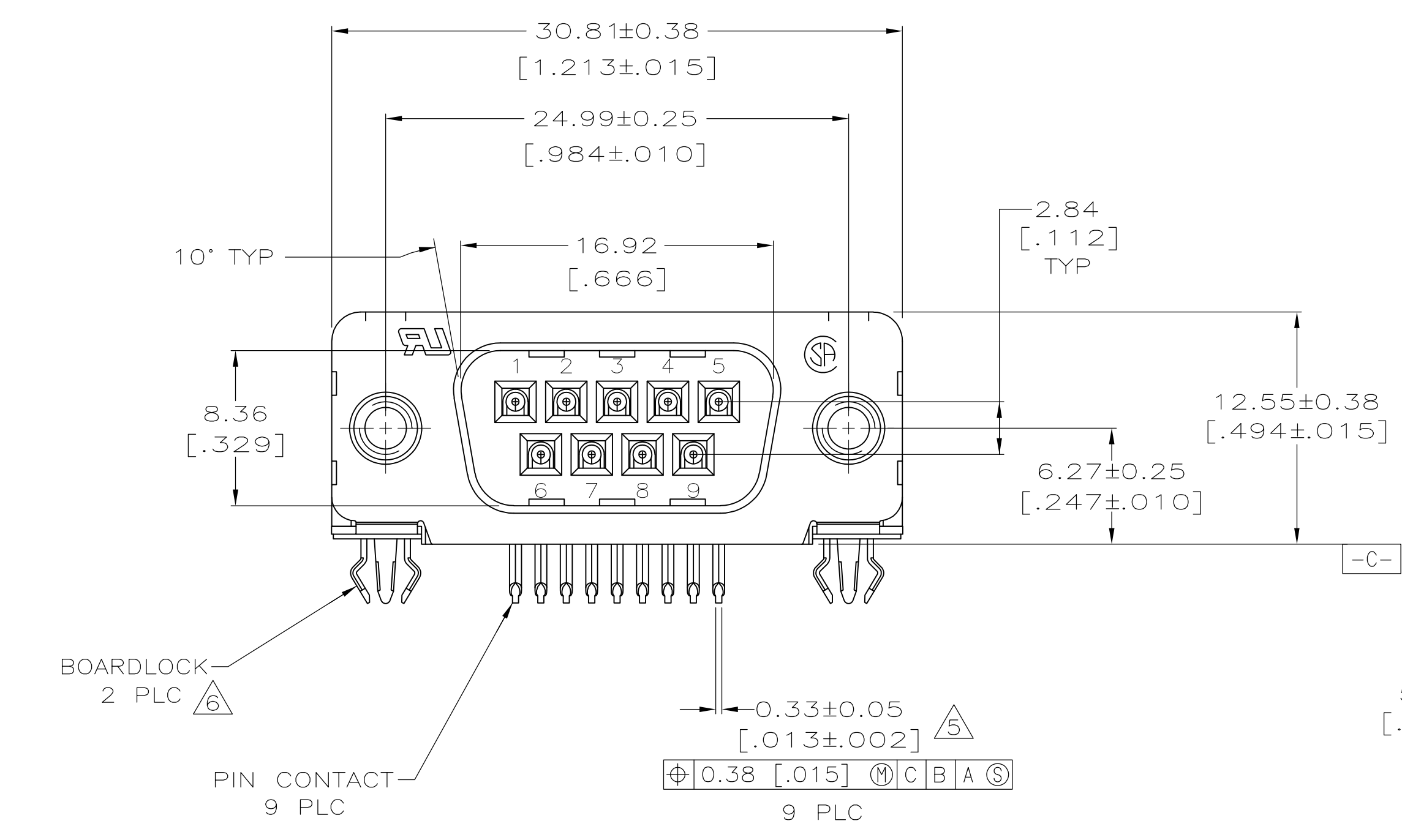


LOC		DIST		REVISIONS			
GP	00	F	LTR	DESCRIPTION	DATE	DMN	APVO
B				REVISED PER ECO-11-009374	24MAY2011	CJV	SLB



- 1 HOUSING: NYLON, UL 94VO RATED, BLACK.
SHELL: CARBON STEEL.
PIN CONTACTS: BRASS.
EYELETS: BRASS.
THREADED INSERTS: ZINC.
BOARDLOCKS: COPPER ALLOY.
- 2 PIN CONTACTS: 0.76μm[.000030] MIN GOLD PLATE ON THE MATING SURFACES, 2.54μm[.000100] MIN TIN PLATE ON THE SOLDER END, 1.27μm[.000050] MIN NICKEL UNDERPLATE ON THE ENTIRE CONTACT
-OR-
GOLD FLASH OVER PALLADIUM-NICKEL PLATE, 0.76μm[.000030] MIN TOTAL ON THE MATING SURFACES, 2.54μm[.000100] MIN TIN PLATE ON THE SOLDER END, 1.27μm[.000050] MIN NICKEL UNDERPLATE ON THE ENTIRE CONTACT.
EYELETS: 2.54μm[.000100] MIN TIN OVER COPPER FLASH.
SHELL: 2.54μm[.000100] MIN TIN OVER 1.27μm[.000050] MIN COPPER.
THREADED INSERTS: CLEAR CHROMATE.
BOARDLOCKS: 3.81μm[.000150] MIN TIN OVER 1.27μm[.000050] MIN NICKEL.
- 3 PIN CONTACTS: GOLD FLASH ON THE MATING SURFACES, 2.54μm[.000100] MIN TIN PLATE ON THE SOLDER END, 1.27μm[.000050] MIN NICKEL UNDERPLATE ON THE ENTIRE CONTACT.
EYELETS: 2.54μm[.000100] MIN TIN OVER COPPER FLASH.
SHELL: 2.54μm[.000100] MIN TIN OVER 1.27μm[.000050] MIN COPPER.
THREADED INSERTS: CLEAR CHROMATE.
BOARDLOCKS: 3.81μm[.000150] MIN TIN OVER 1.27μm[.000050] MIN NICKEL.
- 4 DATUMS AND BASIC DIMENSIONS ESTABLISHED BY CUSTOMER.
- 5 POSITION TOLERANCE APPLIES AT CONTACT TIP.
- 6 BOARDLOCKS WILL ACCEPT .062 MAX PRINTED CIRCUIT BOARD THICKNESS.
- 7. COMPATIBLE WITH REFLOW SOLDERING APPLICATIONS TO A MAXIMUM OF 225°C FOR A MAXIMUM DURATION OF 90 SECONDS. TEMPERATURE TO BE MEASURED ON CONNECTOR SURFACE.



3	5788792-2
2	5788792-1
FINISH	PART NO

THIS DRAWING IS A CONTROLLED DOCUMENT.		DIN L VARELA - DOCKS 04-11-05		TE Connectivity	
DIMENSIONS: mm [INCHES]		TOLERANCES UNLESS OTHERWISE SPECIFIED:		NAME	
0 PLC	± .005	1 PLC	± .005	APVD S BOLASH 04-11-05	PRODUCT SPEC
1 PLC	± .005	2 PLC	± .013 [.005]	M WALMSLEY	108-40025
3 PLC	± .013 [.005]	4 PLC	± .013 [.005]	APPLICATION SPEC	114-40010
4 PLC	± .013 [.005]	ANGLES	± .2°	SIZE	CAGE CODE DRAWING NO
MATERIAL	SEE TABLE	FINISH	SEE TABLE	WEIGHT	A1 00779 C=5788792
				CUSTOMER DRAWING	SCALE 4:1 SHEET 1 OF 1 REV B

COPYRIGHT 2005 TYCO ELECTRONICS CORP ALL RIGHTS RESERVED