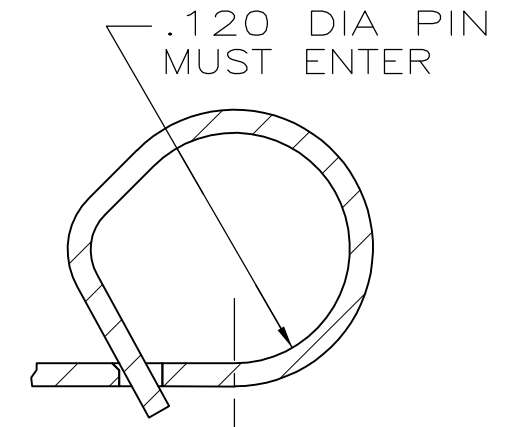
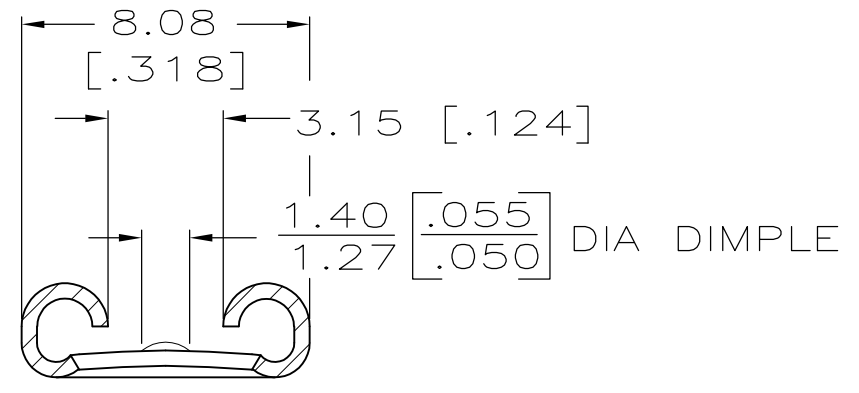
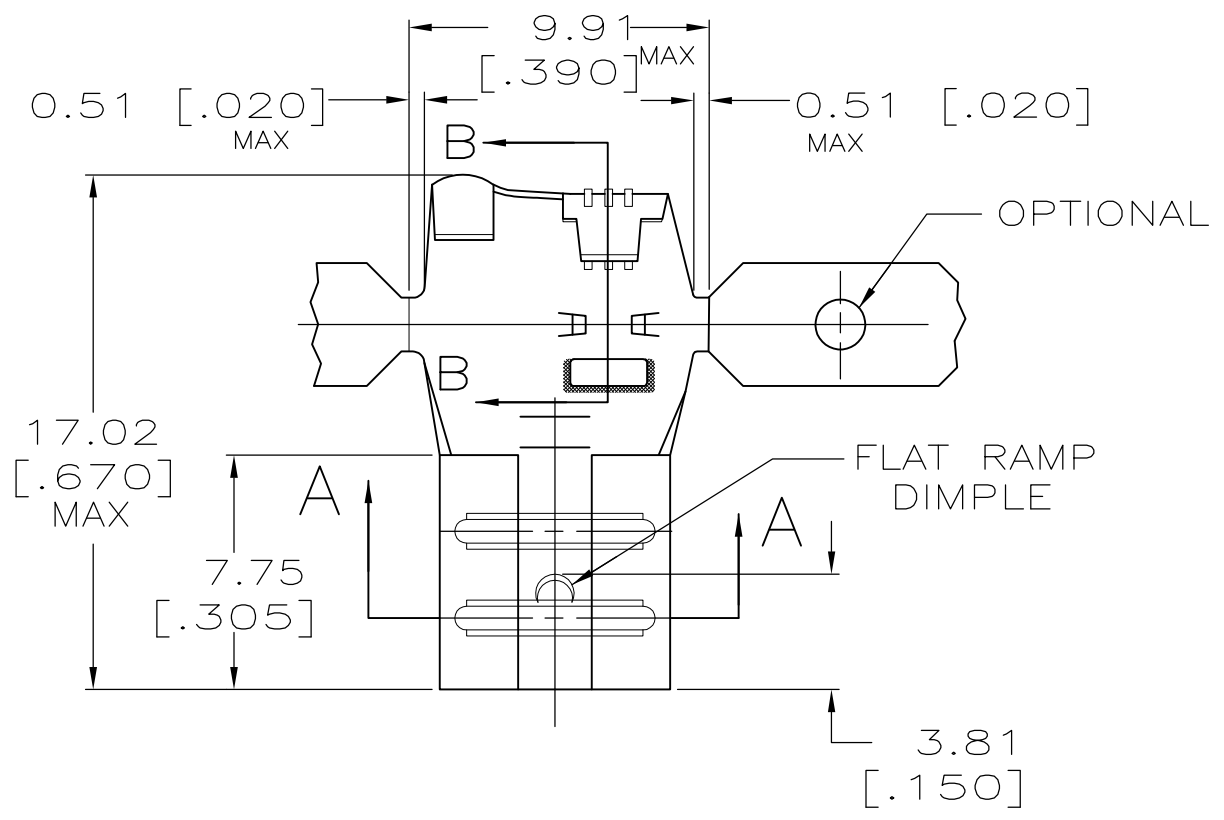


THIS DRAWING IS UNPUBLISHED. RELEASED FOR PUBLICATION
 © COPYRIGHT - By - ALL RIGHTS RESERVED.

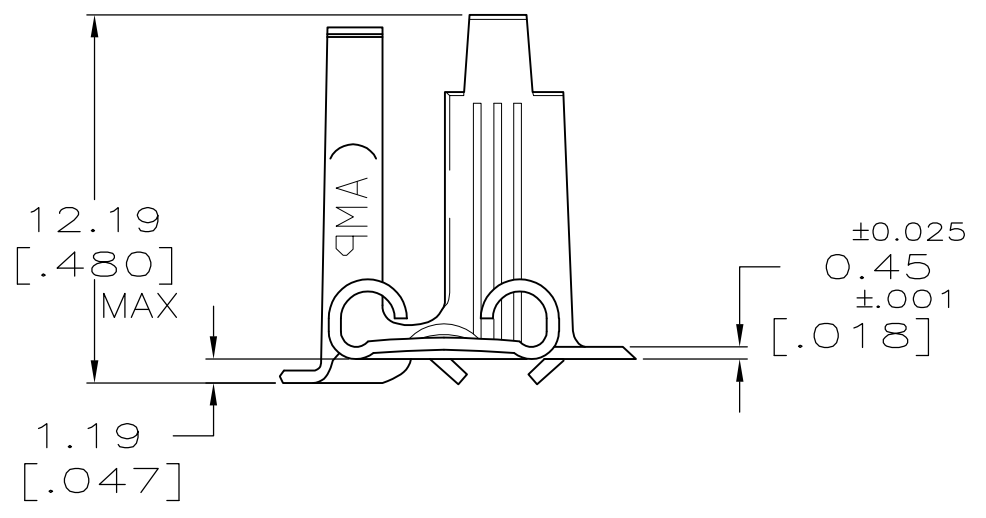
LOC	DIST	REVISIONS					
		P	LTR	DESCRIPTION	DATE	DWN	APVD
AF	50		AB2	REVISED PER ECO-11-004917	11MAR11	RK	HMR

- 1 CONTINUOUS STRIP ON REELS.
- 2 FEED TO BE 19.56 [.770].
- 3 PRE-CRIMPED BARREL FOR 60851-3 ONLY. SUPPLIED IN LOOSE PIECE.
- 4 MATING TAB THK TO BE .032±.001
- 5 WIRE SIZE IS 3.0-5.0mm² [12-10] AWG
- 6 INSULATION RANGE IS 2.79-5.33 [.110-.210] DIA.



PRE-CRIMPED BBL FOR 60851-3 ONLY
 SECTION A-A
 SCALE 10:1
 ROTATED 90° CW

SECTION A-A
 SCALE 5:1



-	60851-4
TIN	60851-3 \triangle
SILVER	60851-2
TIN	60851-1
FINISH	PART NO.

THIS DRAWING IS A CONTROLLED DOCUMENT.		DWN	JR RUTH	2/13/91	STE TE Connectivity
DIMENSIONS:		CHK	P FORTNEY	2/13/91	
mm [INCHES]	TOLERANCES UNLESS OTHERWISE SPECIFIED:	APVD	D REINER	2/13/91	
	0 PLC ± -	PRODUCT SPEC			
	1 PLC ± -	APPLICATION SPEC			RECEPTACLE, FASTON, FLAG, .250 SERIES
	2 PLC ± -				
	3 PLC ± 0.38 [.015]	SIZE	A3	CAGE CODE	00779
	4 PLC ± -	DRAWING NO	G-60851		RESTRICTED TO
	ANGLES ± -	WEIGHT	-		
MATERIAL	FINISH	CUSTOMER DRAWING			SCALE
#4H BRASS	SEE TABLE				4:1
					SHEET
					1 OF 1
					REV
					AB2