THIS DRAWING IS UNPUBLISHED. RELEASED FOR PUBLICATION -,- .
© COPYRIGHT - By - ALL RIGHTS RESERVED.

LOC	DIST
AF	50

REVISIONS

P	LTR	DESCRIPTION	DATE	DWN	APVD
	J	REVISED PER ECR-11-018063	26DEC11	KH	PD

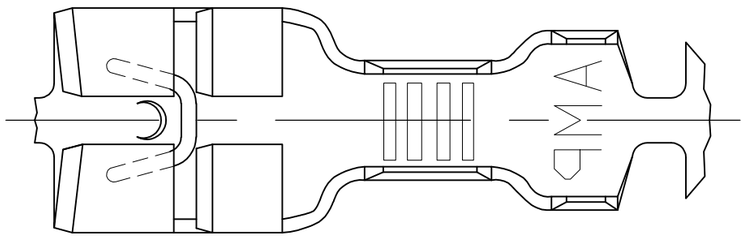

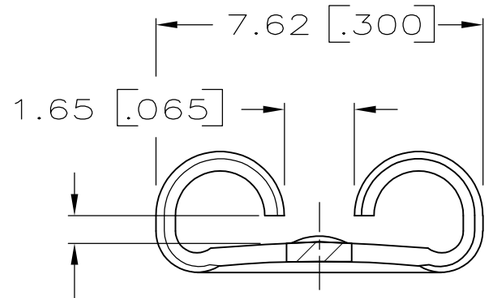

FITS .250 SERIES FASTON TAB

VIEW A—A

1 DIMENSIONS IN BRACKETS ARE IN INCHES.

2 CONTINUOUS STRIP ON REELS.

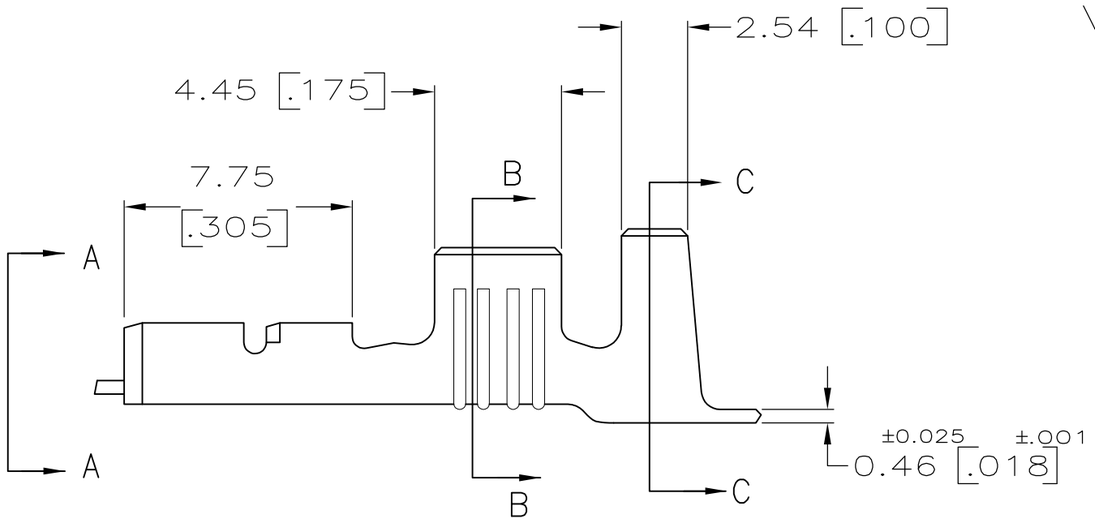

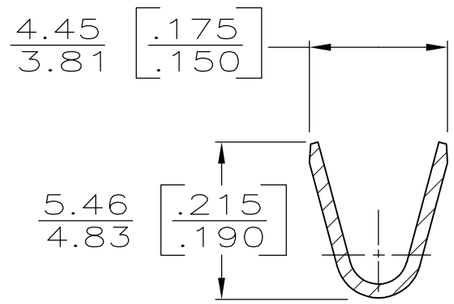

SECTION B—B

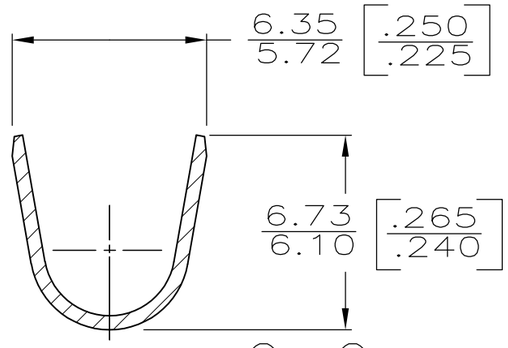

SECTION C—C

FINISH	INSULATION RANGE	WIRE SIZE	MATING TAB THK.	PART NO
TIN	5.08–3.81 [.200–.150]	2.0–5.0mm² [14–10]	.081 ±0.025 [.032 ±.001]	63365–2
—				63365–1

THIS DRAWING IS A CONTROLLED DOCUMENT.

DIMENSIONS: INCHES

TOLERANCES UNLESS OTHERWISE SPECIFIED:

0 PLC	± –
1 PLC	± –
2 PLC	± –
3 PLC	± 0.25[.010]
4 PLC	± –
ANGLES	± –

MATERIAL: TEMPER 4M BRASS

FINISH: –

DWN	JR RUTH	10/10/86
CHK	M FEHER	12/1/87
APVD	C MEYERS	12/1/87
PRODUCT SPEC	—	
APPLICATION SPEC	—	
WEIGHT	—	

CUSTOMER DRAWING

TE Connectivity

NAME: RECEPTACLE, FASTON, LOW-INSERTION, .250 SERIES

SIZE	CAGE CODE	DRAWING NO	RESTRICTED TO
A3	00779	C-63365	—

SCALE	SHEET	REV
5:1	1 OF 1	J

METRIC

1470-19 (3/11)