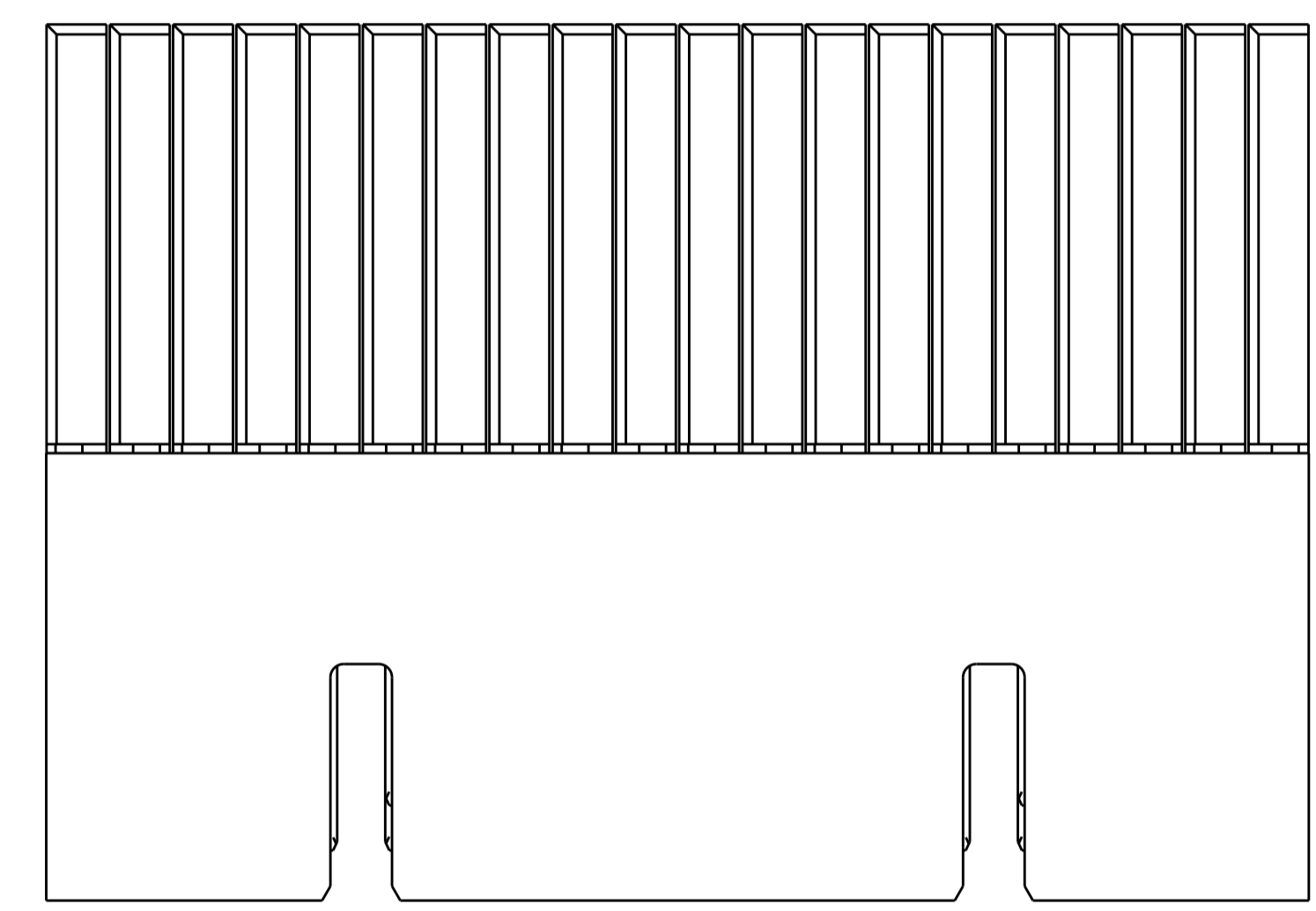
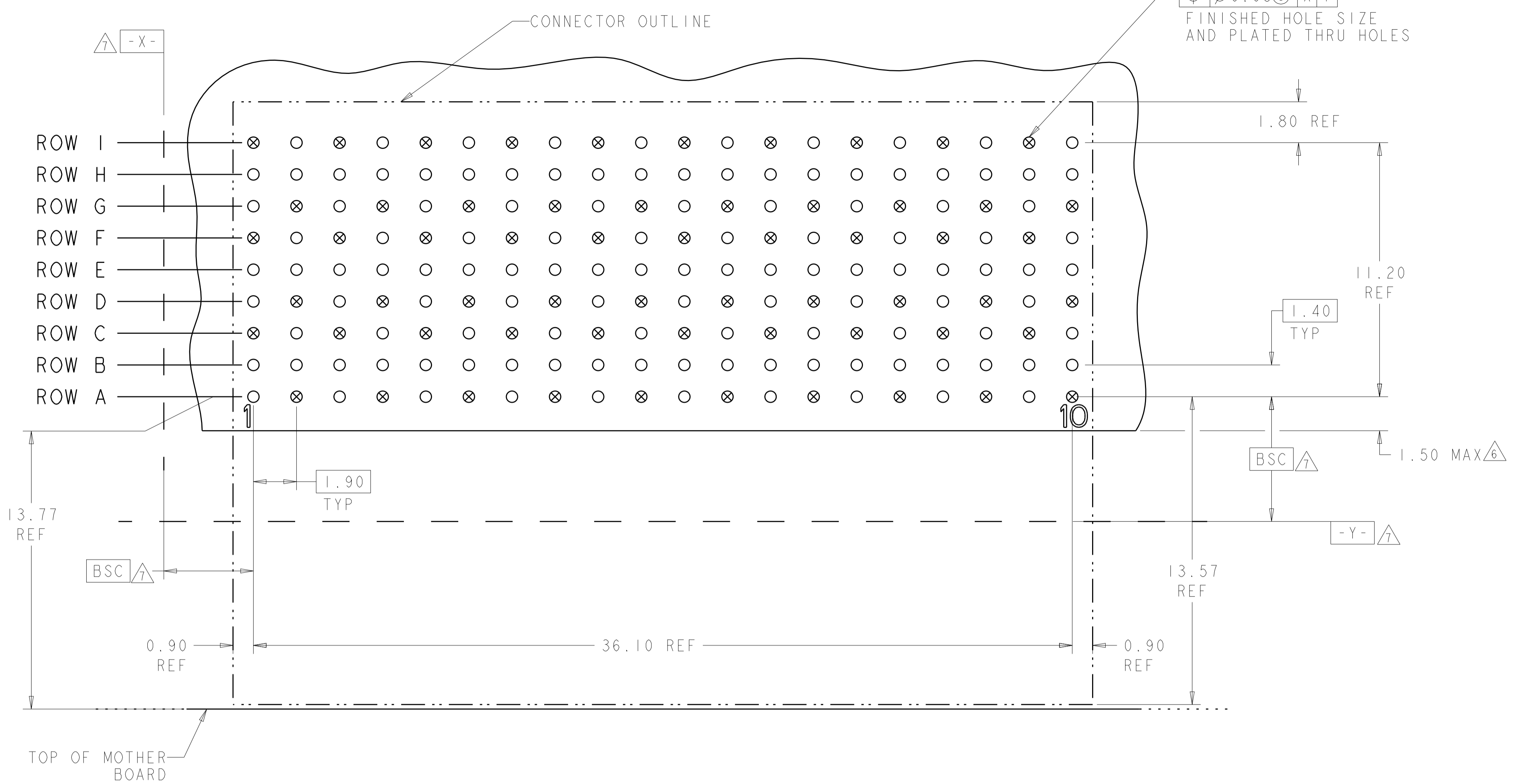
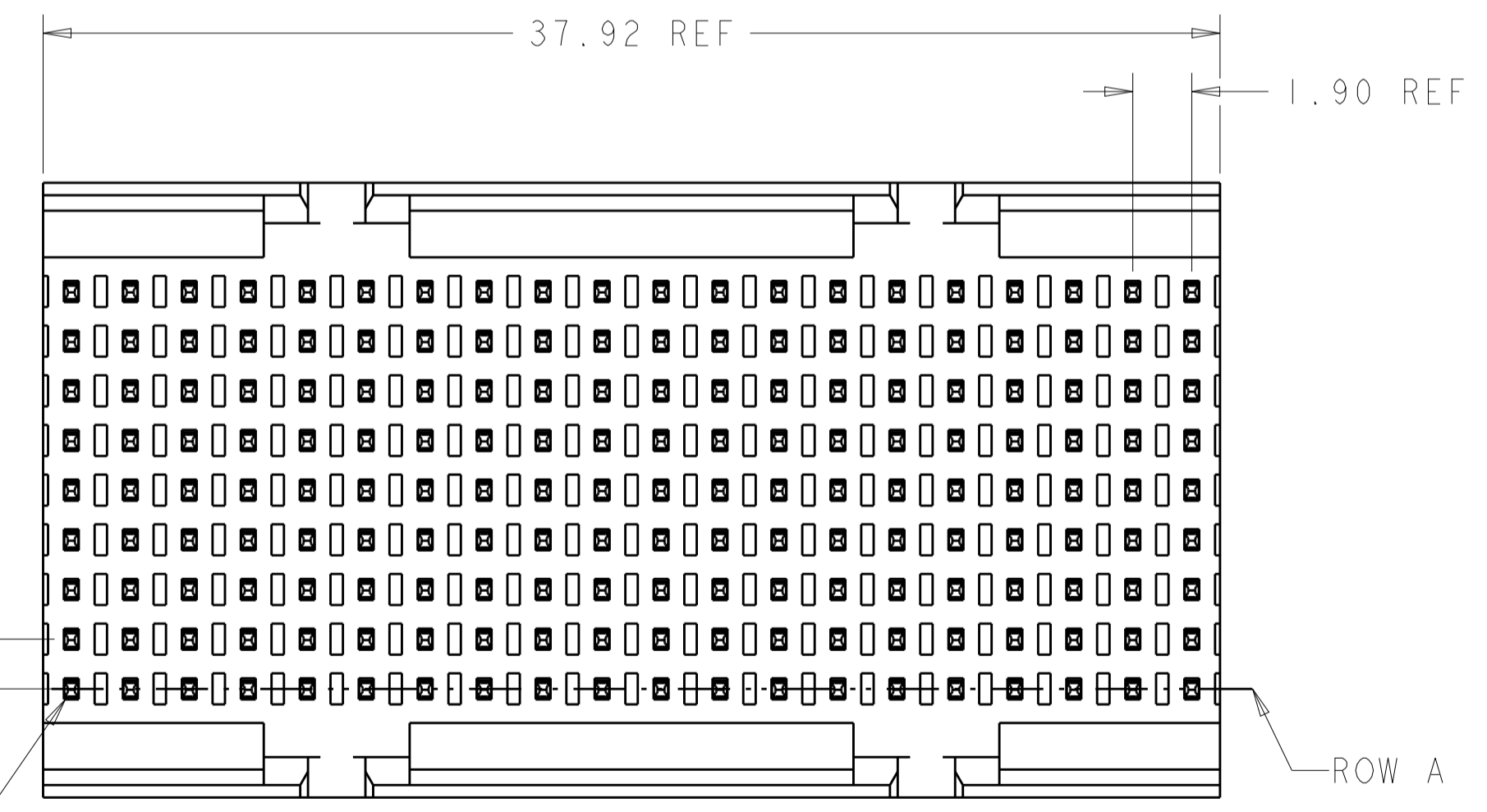
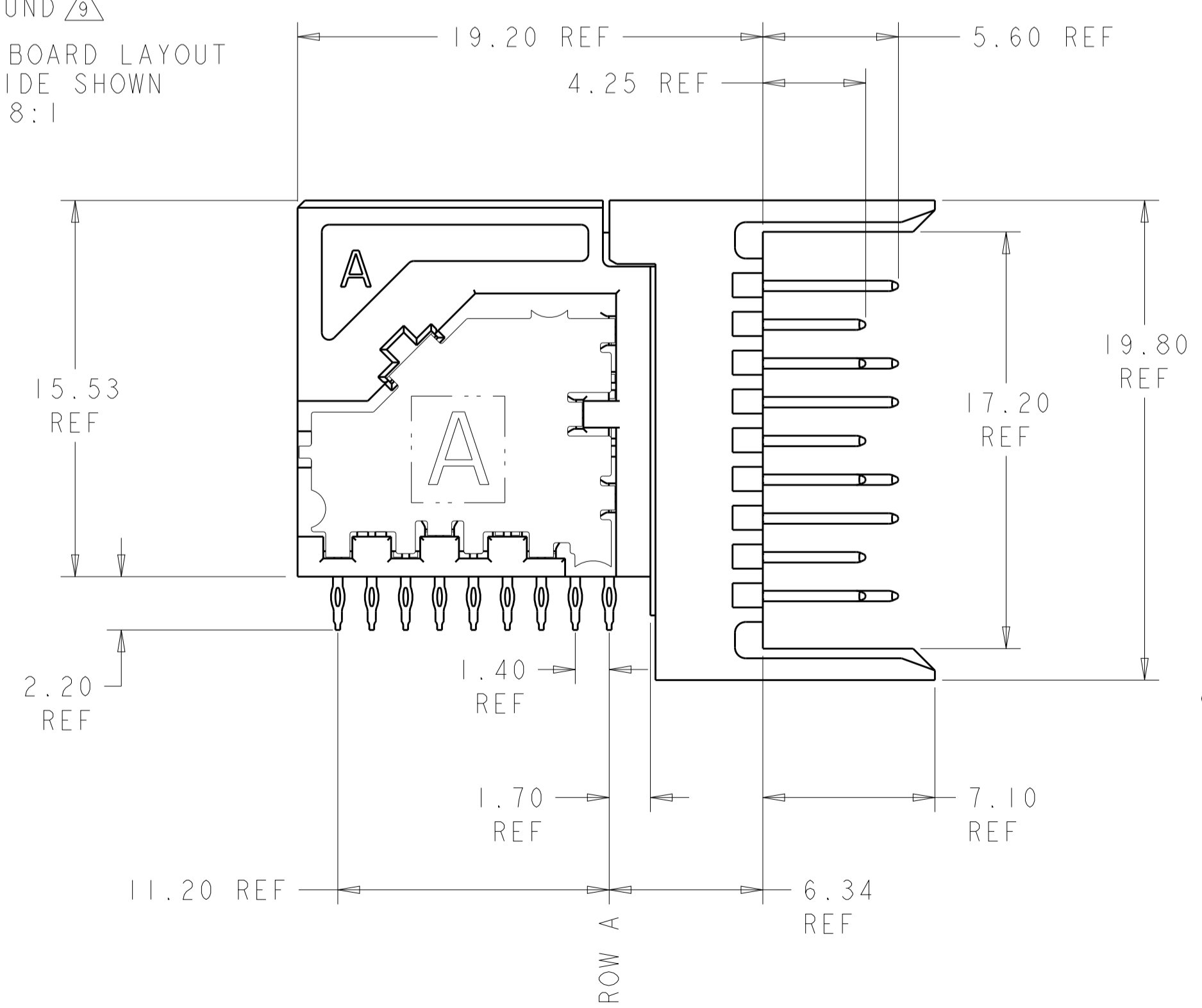


LOC		DIST		REVISIONS			
P	LTN	DESCRIPTION	DATE	DWN	APVD	CT	DH
B		REV PER ECO 12-010940	7-31-12	CT	DH		



○ = SIGNAL  
⊗ = GROUND

RECOMMENDED PC BOARD LAYOUT  
COMPONENT SIDE SHOWN  
SCALE 8:1



- △ MATERIAL:  
CONTACT AND SHIELD: COPPER ALLOY  
HOUSING AND CHICKLET: LCP, COLOR: BLACK
- △ FINISH:  
CONTACT: MATING AREA: 1.27µm MIN GOLD OVER  
1.27µm MIN NICKEL  
SHIELD: 1.27µm MIN NICKEL
- △ FINISH:  
COMPLIANT PIN AREA: 0.38µm MIN BRIGHT TIN LEAD OVER  
1.27µm MIN NICKEL
- △ FINISH:  
COMPLIANT PIN AREA: 0.38µm MIN MATTE TIN OVER  
1.27µm MIN NICKEL
- △ FINISH:  
COMPLIANT PIN AREA: 0.38µm MIN GOLD OVER  
1.27µm MIN NICKEL
- △ DIMENSION APPLIES TO CENTERLINE OF THRU HOLE.
- △ DATUMS AND BASIC DIMENSIONS ESTABLISHED BY CUSTOMER.
- △ REFERENCE APPLICATION SPEC 114-13267 FOR RECOMMENDED  
PLATED THRU HOLE DIAMETER AND PLATING THICKNESS.
- △ ALL GROUNDS IN ODD NUMBERED COLUMNS ARE COMMONED.  
ALL GROUNDS IN EVEN NUMBERED COLUMNS, EXCEPT FOR ROW A  
ARE COMMONED.

△ 2 △ 3	2000903-3
△ 2 △ 4	2000903-2
△ 2 △ 3	2000903-1
FINISH	PART NUMBER

THIS DRAWING IS A CONTROLLED DOCUMENT.

DIMENSIONS: mm

TOLERANCES UNLESS OTHERWISE SPECIFIED:

0 PLC	±
1 PLC	±0.13
2 PLC	±0.05
3 PLC	±
4 PLC	±
ANGLES	±2°

MATERIAL: △

DATE: 06 JUL 2009  
DWN: D. BELACK  
CHK: A. TSANG  
APVD: M. McALONIS

PRODUCT SPEC: 108-2409  
APPLICATION SPEC: 114-13267  
WEIGHT: ~25.99g

NAME: Fortis Zd, 20-COLUMN, 3-PAIR RIGHT ANGLE, CENTER MODULE ASSEMBLY

SIZE: A1  
CAGE CODE: 2000903  
DRAWING NO: 100779

RESTRICTED TO: B

SCALE: 5:1 SHEET 1 OF 1 REV B