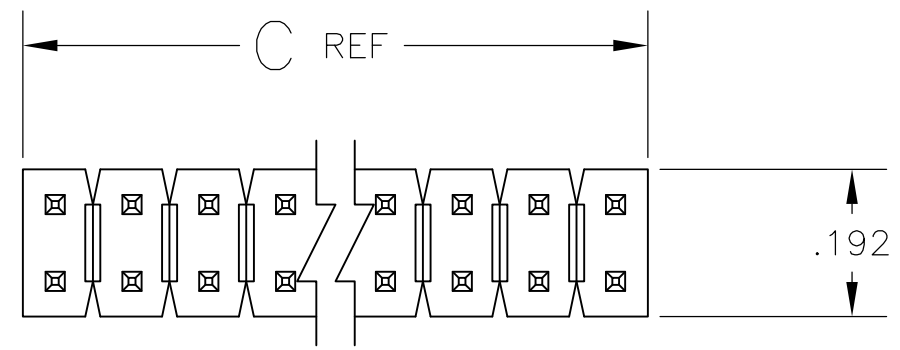
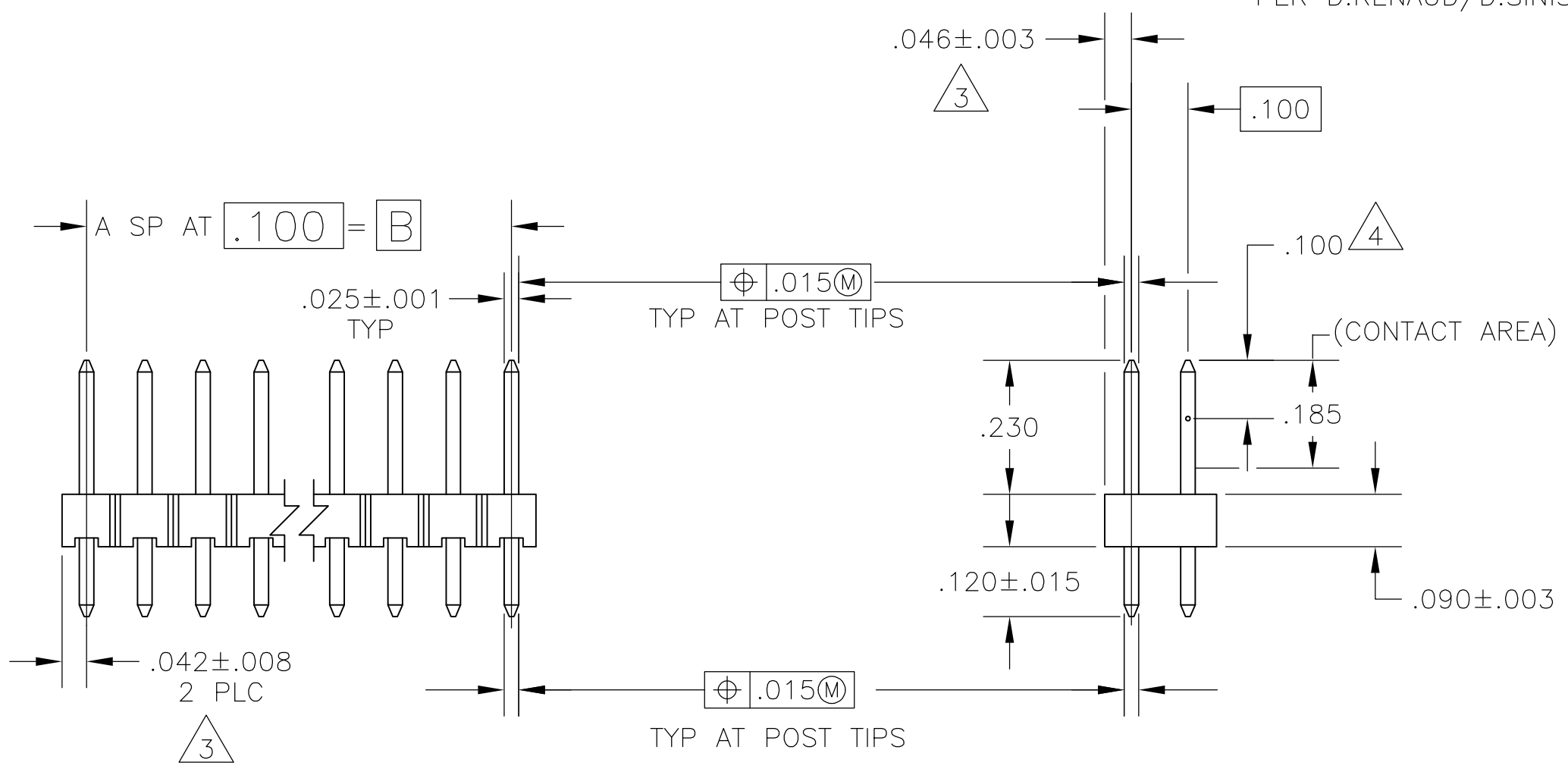


THIS DRAWING IS UNPUBLISHED. RELEASED FOR PUBLICATION  
 © COPYRIGHT - By - ALL RIGHTS RESERVED.

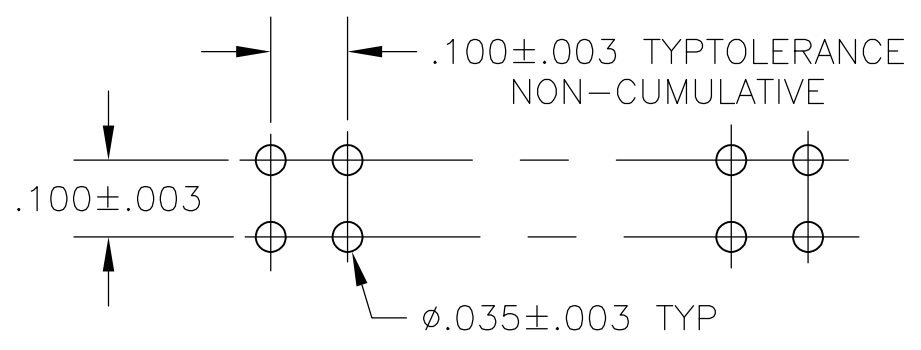
LOC		DIST		REVISIONS			
P	LTR	DESCRIPTION		DATE	DWN	APVD	
AD	00	H2	REVISED PER ECO-11-004587	11MAR11	RK	HMR	



- ASSEMBLY MAY BE BROKEN TO THE DESIRED NUMBER OF POSITIONS
  - TRUE POSITION TOLERANCE OF THE POST TIPS APPLIES WHEN THE HEADER IS HELD FLAT AGAINST THE PRINTED CIRCUIT BOARD
- △3 THE NOTED DIMENSIONS APPLY AT THE INTERSECTION OF THE POST AND HOUSING
  - △4 POINT OF MEASUREMENT FOR PLATING THICKNESS
  - △5 PART INDICATED IS PACKAGED IN "SINGLE TUBES"
  - △6 OBSOLETE PARTS: OBSOLETE CIS STREAMLINING PER D.RENAUD/D.SINISI



△6	DESCRIPTION	△5	1.284	1.200	12	26	4-103186-1
			3.984	3.900	39	80	4-103186-0
△6	OBSOLETE		3.884	3.800	38	78	3-103186-9
△6	OBSOLETE		3.784	3.700	37	76	3-103186-8
△6	OBSOLETE		3.684	3.600	36	74	3-103186-7
△6	OBSOLETE		3.584	3.500	35	72	3-103186-6
△6	OBSOLETE		3.484	3.400	34	70	3-103186-5
△6	OBSOLETE		3.384	3.300	33	68	3-103186-4
△6	OBSOLETE		3.284	3.200	32	66	3-103186-3
			3.184	3.100	31	64	3-103186-2
△6	OBSOLETE		3.084	3.000	30	62	3-103186-1
△6	SUPERSEDED BY 8-146256-0		2.984	2.900	29	60	3-103186-0
△6	OBSOLETE		2.884	2.800	28	58	2-103186-9
△6	OBSOLETE		2.784	2.700	27	56	2-103186-8
△6	OBSOLETE		2.684	2.600	26	54	2-103186-7
△6	OBSOLETE		2.584	2.500	25	52	2-103186-6
△6	OBSOLETE		2.484	2.400	24	50	2-103186-5
			2.384	2.300	23	48	2-103186-4
△6	OBSOLETE		2.284	2.200	22	46	2-103186-3
△6	OBSOLETE		2.184	2.100	21	44	2-103186-2
△6	OBSOLETE		2.084	2.000	20	42	2-103186-1
			1.984	1.900	19	40	2-103186-0
△6	OBSOLETE		1.884	1.800	18	38	1-103186-9
△6	OBSOLETE		1.784	1.700	17	36	1-103186-8
			1.684	1.600	16	34	1-103186-7
			1.584	1.500	15	32	1-103186-6
			1.484	1.400	14	30	1-103186-5
△6	OBSOLETE		1.384	1.300	13	28	1-103186-4
			1.284	1.200	12	26	1-103186-3
			1.184	1.100	11	24	1-103186-2
△6	OBSOLETE		1.084	1.000	10	22	1-103186-1
			.984	.900	9	20	1-103186-0
			.884	.800	8	18	103186-9
			.784	.700	7	16	103186-8
			.684	.600	6	14	103186-7
			.584	.500	5	12	103186-6
			.484	.400	4	10	103186-5
			.384	.300	3	8	103186-4
			.284	.200	2	6	103186-3
			.184	.100	1	4	103186-2
			.084	—	—	2	103186-1
	REMARKS	C	B	A	NO OF POSN	PART NUMBER	



RECOMMENDED HOLE LAYOUT

THIS DRAWING IS A CONTROLLED DOCUMENT.		DWN H MOLL 13OCT87	TE Connectivity			
DIMENSIONS: INCHES		CHK T. CLARK 20OCT87				
TOLERANCES UNLESS OTHERWISE SPECIFIED:		APVD T. CLARK 20OCT87	NAME			
0 PLC ± - 1 PLC ± - 2 PLC ± - 3 PLC ± .005 4 PLC ± - ANGLES ± -		PRODUCT SPEC	HEADER ASSY, MOD II, BREAKAWAY, DOUBLE ROW, .100X.100 C, VERTICAL, WITH .025 SQ POSTS			
MATERIAL: HOUSING: FLAME RETARDANT THERMOPLASTIC; COLOR-BLACK		APPLICATION SPEC	SIZE	CAGE CODE	DRAWING NO	RESTRICTED TO
FINISH: POST: .00015 GOLD ON CONTACT .00100-.00200 MATTE TIN-LEAD ON SOLDER TAIL ALL OVER .00050 NICKEL		WEIGHT	A2	00779	C=103186	
POST: PHOSPHOR BRONZE		CUSTOMER DRAWING	SCALE	4:1	SHEET	1 OF 1
					REV	H2