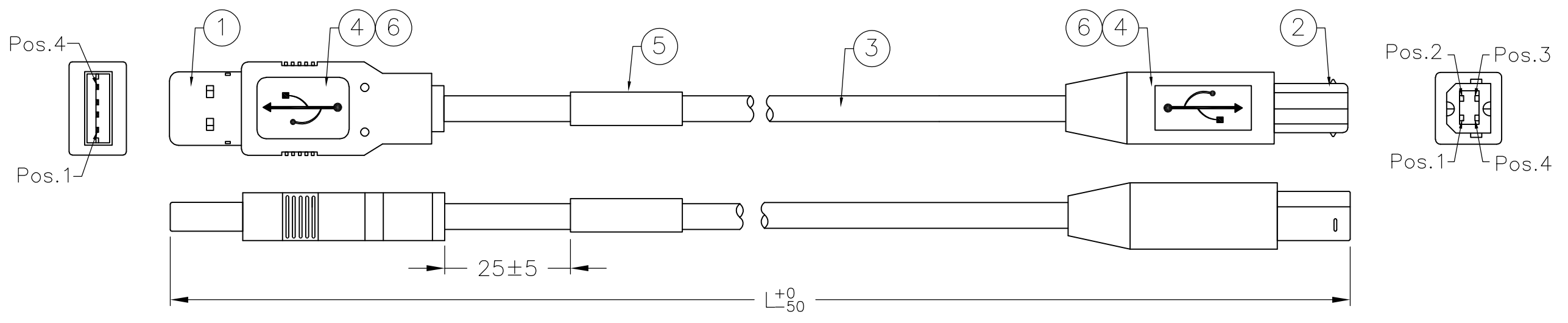


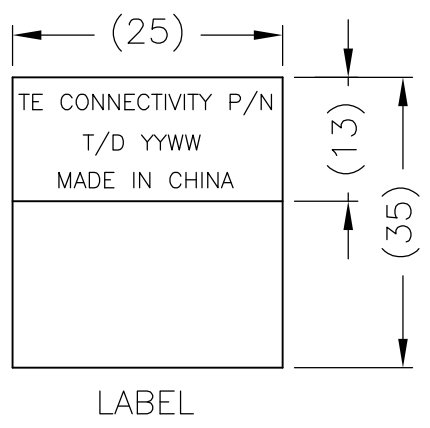
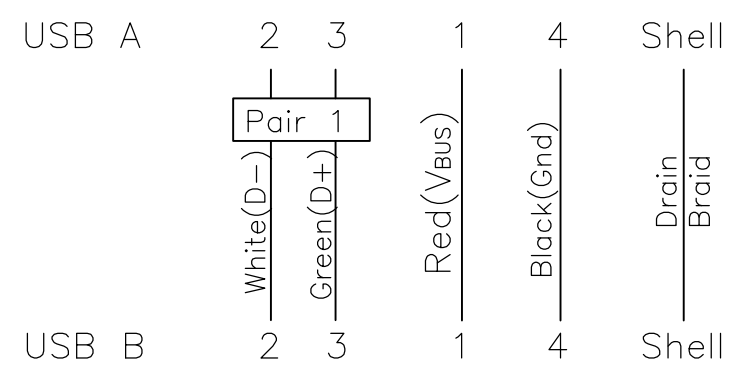
THIS DRAWING IS UNPUBLISHED. RELEASED FOR PUBLICATION  
 © COPYRIGHT - By - ALL RIGHTS RESERVED.

LOC	DIST	REVISIONS					
GP	00	P	LTR	DESCRIPTION	DATE	DWN	APVD
		D1		REVISED PER ECO-11-005033	23MAR11	RK	HMR

Tooling Drawing NO.  
 USB A: TR00662  
 USB B: TR00664



PIN ASSIGNMENT :



PART NO.	1487596-1	1487596-2	1487596-3	1487596-4
LENGTH(L)	2000	1500	1829	1000

AR	AR	AR	AR	MR	COPPER FOIL, W: 5MM	6
1	1	1	1	PC	LABEL, 25x35mm, White 25x13mm	5
AR	AR	AR	AR	KG	Overmold PVC, 40P, Color: Black(BK01)	4
AR	AR	AR	AR	MR	USB 2.0 Cable 28AWG*1P+24AWG*2C+Al/Mylar +Drain+Braid, Color: Black(BK01).	3
1	1	1	1	EA	USB 4Pin Connector Contacts: Gold 30U Plated, Shell: Nickel Plated, Housing UL94V-0 B Type.	2
1	1	1	1	EA	USB 4Pin Connector Contacts: Gold 30U Plated, Shell: Nickel Plated, Housing UL94V-0 A Type.	1
-4	-3	-2	-1	U/M	DESCRIPTION	ITEM

NOTES:

- TESTED FOR CONTINUITY, SHORTS AND OPENS, HI-POT 630V FOR 10MS.
- CABLE ASSEMBLY MEETS USB 2.0 STANDARDS.
- EXPOSED CABLE BRAID IS NOT PERMISSIBLE BEYOND OVERMOLD.
- THE FINAL CABLE ASSEMBLY MAXIMUM LENGTH NOT TO EXCEED 2700MM PER USB SPECIFICATIONS.
- MEETS REQUIREMENTS OF EU DIRECTIVE 2002/95/EC

THIS DRAWING IS A CONTROLLED DOCUMENT.		DWN BOVEY LIU 25/FEB/02	<b>STE</b> TE Connectivity	
DIMENSIONS: mm		CHK -		
TOLERANCES UNLESS OTHERWISE SPECIFIED:		APVD F.D. McCORKEL 15/MAR/02	NAME	
0 PLC ± -		PRODUCT SPEC	CABLE ASSEMBLY, USB A TYPE TO USB B TYPE	
1 PLC ± -		APPLICATION SPEC	SIZE	CAGE CODE
2 PLC ± -			A3	00779
3 PLC ± -			DRAWING NO	RESTRICTED TO
4 PLC ± -			C-1487596	-
ANGLES ± -		WEIGHT		
FINISH		CUSTOMER DRAWING		
		SCALE	SHEET	REV
		N.T.S	1 OF 1	D1