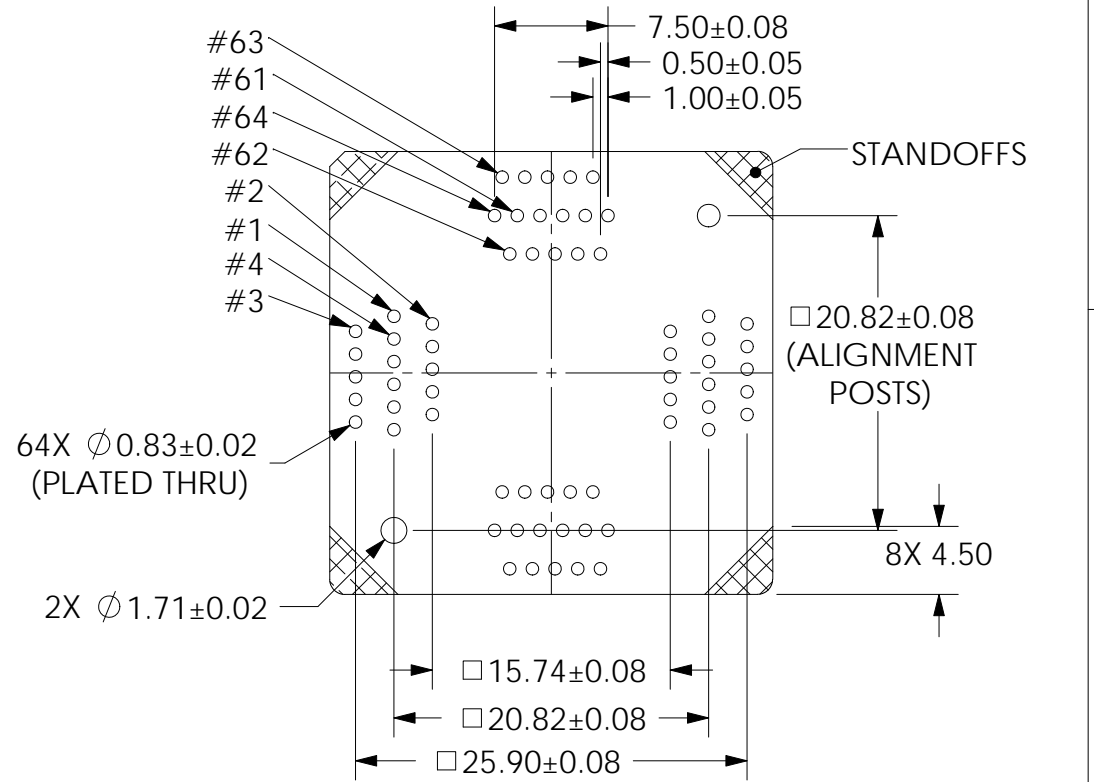
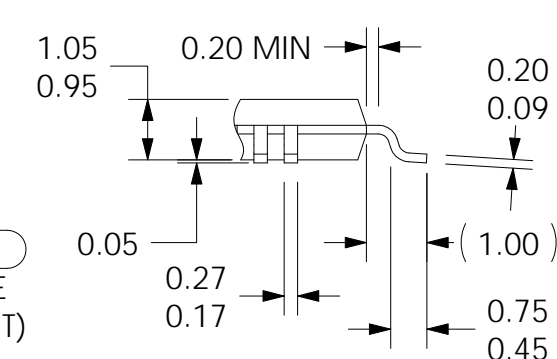
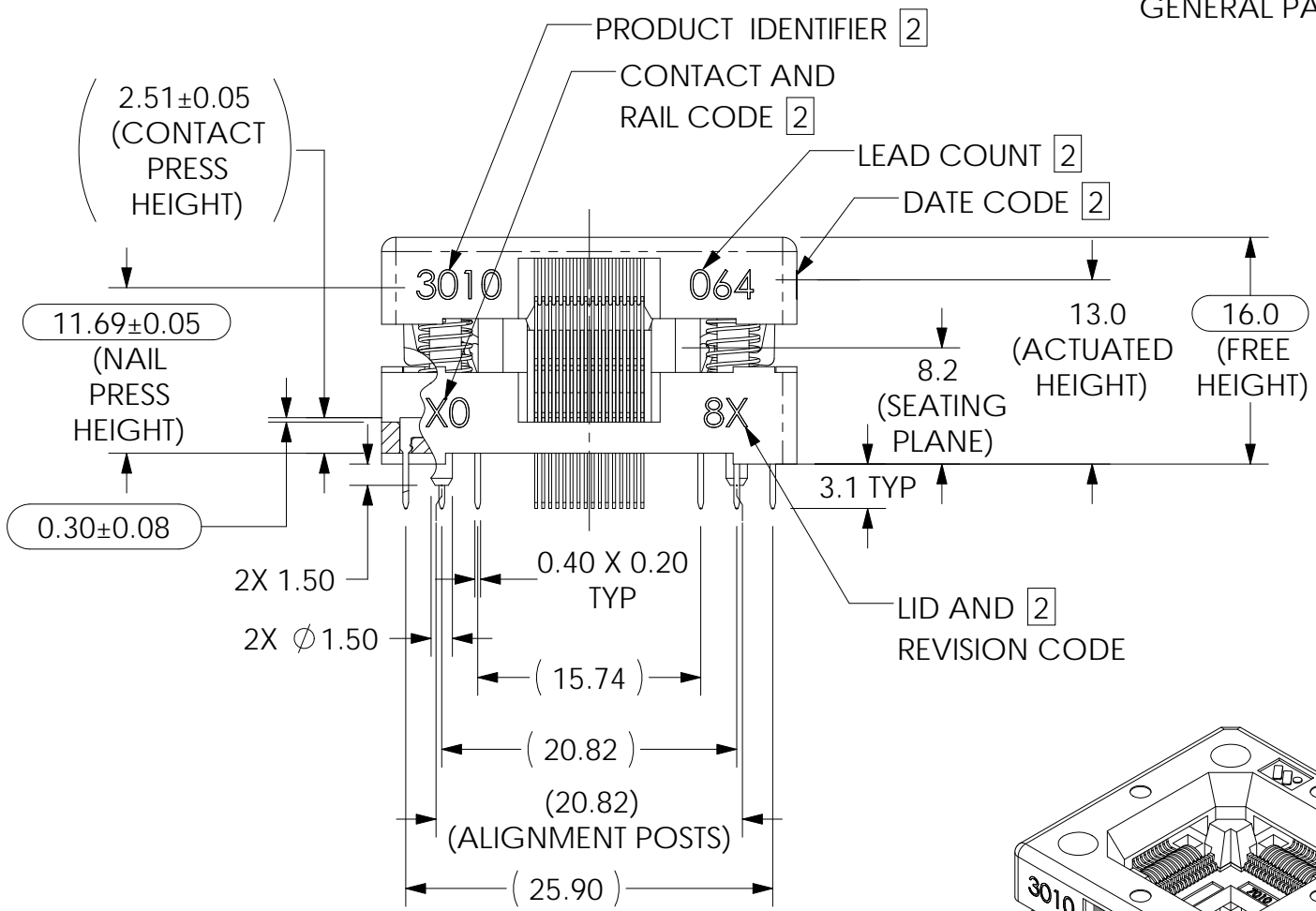


GENERAL PACKAGE SPECIFICATIONS

REVISIONS				
REV	ECN	DESCRIPTION	DATE	BY
A	12-0510	INITIAL RELEASE	7/24/2012	DLC



RECOMMENDED PCB HOLE PATTERN  
LOOKING DOWN THRU SOCKET



DIMENSIONS ARE FOR  
REFERENCE ONLY

**3010-064 - X - 08 X**

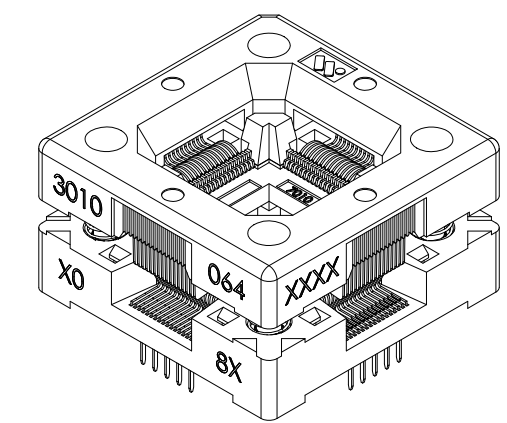
**SOCKET ASSEMBLY REVISION**

**CONTACT MATERIAL & PLATING**

0 = BeCu w/ Au (Overall) (SPECIAL ORDER)

6 = BeCu w/ Au-Au FLASH

7 = Pfin w/ Au-Au FLASH (SPECIAL ORDER)



ITEM NO.	QTY.	PART NUMBER	DESCRIPTION
5	4	006-027-00	CORNER NAIL
4	1	001-495-10	SOCKET LID
3	4	2800632	SPRING, COMP., .150IN. O.D., .200IN. LEN.
2	64	002-086-XX	CONTACT, REDUCED ACTUATION FORCE
1	1	001-494-11	SOCKET BASE WITH STRIGHT ALIGNMENT FEATURES

<b>LEGEND</b>		INTERPRET DRAWING IN ACCORDANCE WITH ASME Y14.5M-1994	MATERIAL		
	CRITICAL		FINISH		
03	TOTAL NO. OF USED	TOLERANCES X.X ± 0.2 X.XX ± 0.08 X.XXX ± 0.025 ANGLE ± 1°	REFERENCE	DRAWN DLC 7/24/2012	TITLE QFP SOCKET ASSEMBLY 10MM, 64 LD
PROJECTION 			PROJECT / SERIES	CHECKED BMG 7/24/2012	DATE 7/24/2012
SIZE <b>B</b>	CONFIDENTIAL/PROPRIETARY THIS DOCUMENT CONTAINS PROPRIETARY INFORMATION OF WELLS-CTI. NOT TO BE USED, COPIED OR DISCLOSED WITHOUT PERMISSION. ALL RIGHTS RESERVED.		QUALITY PDR 7/24/2012	DATE 7/24/2012	REV. <b>A</b>
			SCALE 2:1	UNITS: mm [in]	
			DO NOT SCALE	SHEET 1 OF 1	

3. THIS PRODUCT IS ROHS COMPLIANT.

[2] MARKING: 2.0 HIGH, COLOR - WHITE.

1. MATERIAL AND FINISH:  
SOCKET LID AND BASE - POLYETHERIMIDE OR EQUIVALENT.  
CONTACTS - SEE CHART.  
SPRING AND NAILS - STAINLESS STEEL, PASSIVATED.

NOTES, UNLESS OTHERWISE SPECIFIED: