THIS DRAWING IS UNPUBLISHED.
VERTRAULICHE UNVEROEFFENTLICHTE ZEICHNUNG.
© COPYRIGHT 1996

RELEASED FOR PUBLICATION
FREI FUER VEROEFFENTLICHUNG

ALL RIGHTS RESERVED.
ALLE RECHTE VORBEHALTEN.

MATED WITH:
PASSEND ZU:

Anschlussbereich fuer Wellrohradapter
CONNECTING AREA FOR CORRUGATED TUBE ADAPTER

LOC	DIST
A1	-

PROJEKT NR.: 95-52420

REVISIONS
ANDERUNGEN

P	LTR	DESCRIPTION BESCHREIBUNG	DATE	DWN	APVD
	F3	see ECR-11-007830	12APR2011	ST	HS
	F4	see ECR-11-015154	21JUL2011	VP	HS
	F5	see ECR-11-015403	25JUL2011	VP	HS

SECTION C-C

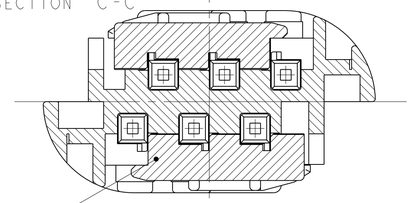

LIEFERZUSTAND
2. Kontaktsicherung in Vorrastellung
CONDITION ON DELIVERY
RETAINER IN PRELOCKED POSITION

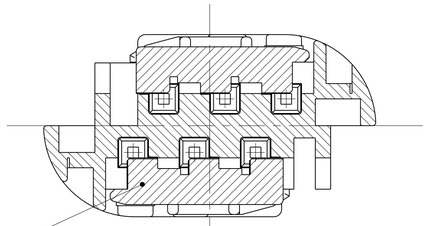

2. Kontaktsicherung in Endrastellung
RETAINER IN ENDLOCKED POSITION

Verschiebeweg / DISPLACE 2 x 1.6 mm

BLACK/ schwarz
5-967616-2

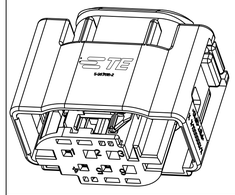

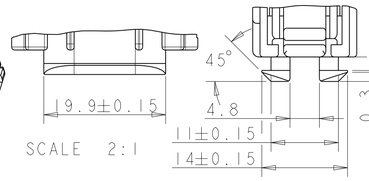

SCALE 2:1

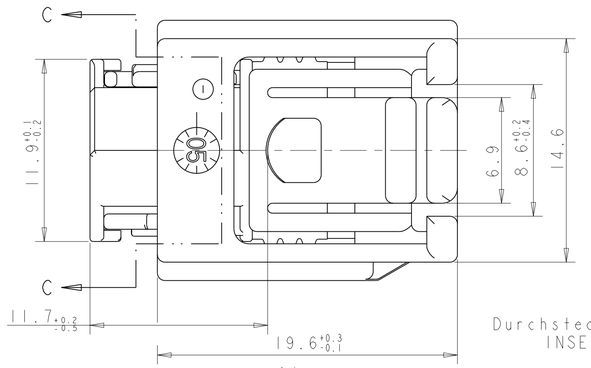

SECTION A-A

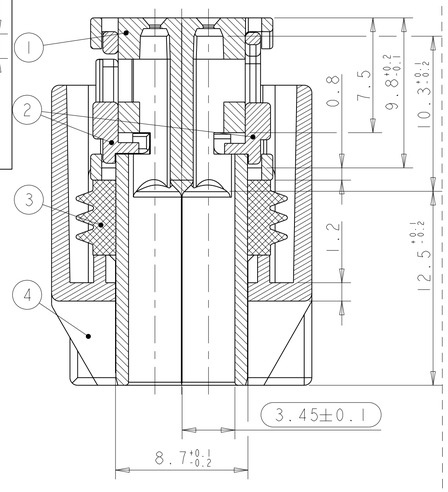

LIEFERZUSTAND
2. Kontaktsicherung in Vorrastellung
CONDITION ON DELIVERY
RETAINER IN PRELOCKED POSITION

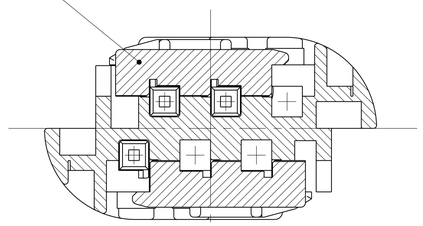

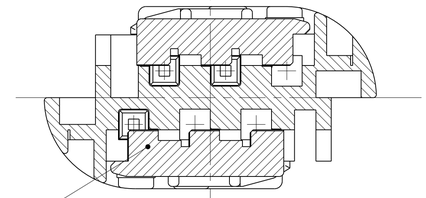

2. Kontaktsicherung in Endrastellung
RETAINER IN ENDLOCKED POSITION

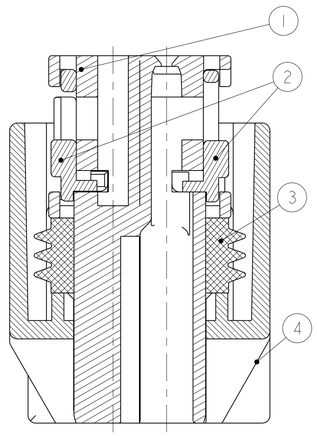

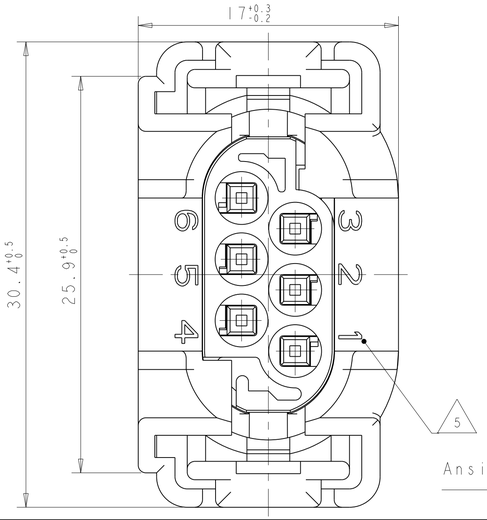

Ansicht X
VIEW X

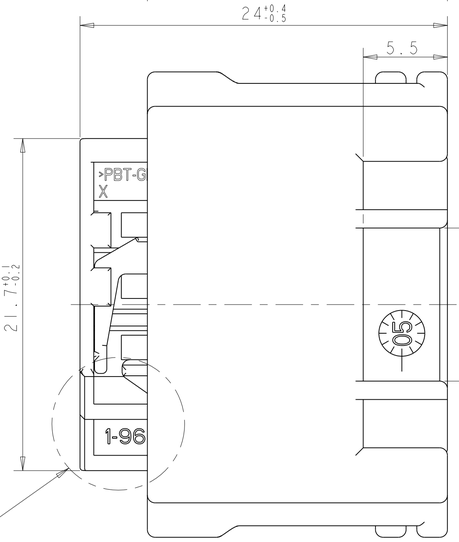

Durchsteckloch min Ø 33mm
INSERTION OPENING....

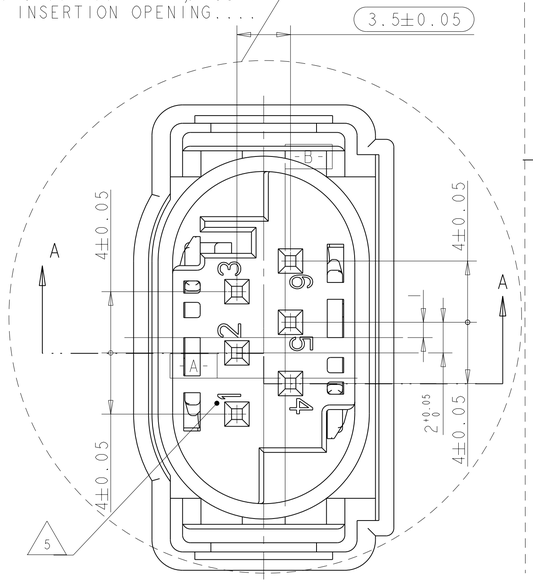

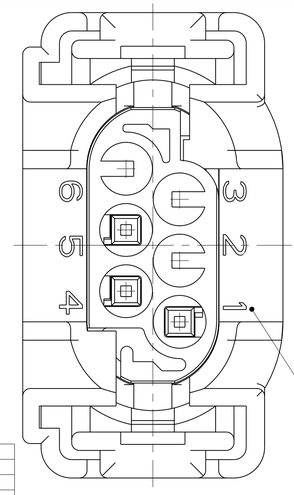

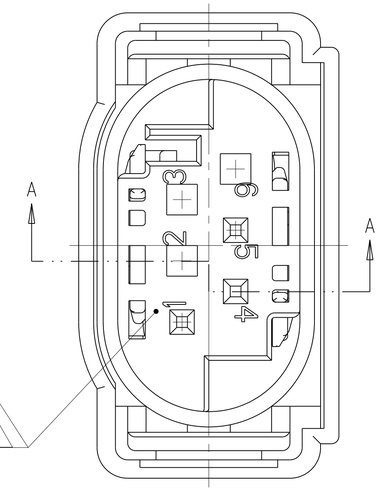

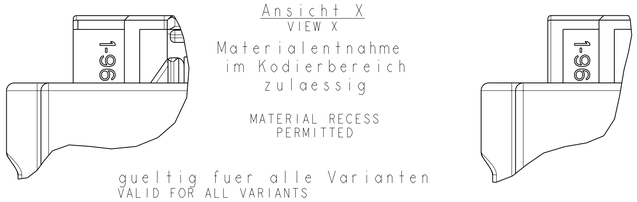

Ansicht X
VIEW X

Materialentnahme
im Kodierbereich
zulaessig

MATERIAL RECESS
PERMITTED

gueltig fuer alle Varianten
VALID FOR ALL VARIANTS

1 - - 1
WIE GEZEICHNET
AS SHOWN

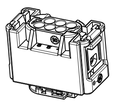

KODIERUNGEN / CODINGS
2:1

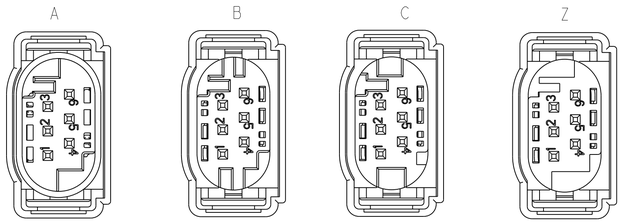

1:1

Kupplung
CLUTCH

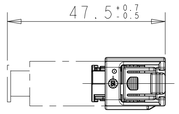

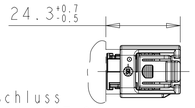

Kragenanschluss
SHROUDED CONNECTION

CODING	BESTELL-NR.	REV.	POS.	STÜCK	BENENNUNG EINZEL TEIL	WERKSTOFF	OBERFLÄCHE / FARBE
B	5-967616-2	A	4	1	Schutzkappe	PBT-GF 15	schwarz
			3	1	Dichtung	MQV30	natur
			2	2	2. Kontaktsicherung	PBT-GF 15	grün
			1	1	Buchsengehäuse	PBT-GF 15	grau
B	4-967616-2	A	4	1	Schutzkappe	PBT-GF 15	schwarz
			3	1	Dichtung	MQV30	natur
			2	2	2. Kontaktsicherung	PBT-GF 15	grün
			1	1	Buchsengehäuse	PBT-GF 15	grau
B	7-967616-3	A	4	1	Schutzkappe	PBT-GF 15	gelb/YELLOW
			3	1	Dichtung	MQV30	natur/NATURAL
			2	2	2. Kontaktsicherung	PBT-GF 15	gruen/GREEN
			1	1	Buchsengehäuse	PBT-GF 15	grau/GREY
Z	9-967616-1		4	1	Schutzkappe	PBT-GF 15	schwarz
			3	1	Dichtung	MQV30	natur
			2	2	2. Kontaktsicherung	PBT-GF 15	grün
			1	1	Buchsengehäuse	PBT-GF 15	wasser blau
C	3-967616-1	A	4	1	Schutzkappe	PBT-GF 15	schwarz
			3	1	Dichtung	MQV30	natur
			2	2	2. Kontaktsicherung	PBT-GF 15	grün
			1	1	Buchsengehäuse	PBT-GF 15	blau
B	2-967616-1	E	4	1	Schutzkappe	PBT-GF 15	schwarz
			3	1	Dichtung	MQV30	natur
			2	2	2. Kontaktsicherung	PBT-GF 15	grün
			1	1	Buchsengehäuse	PBT-GF 15	grau
A	1-967616-2	E	4	1	Schutzkappe	PBT-GF 15	schwarz
			3	1	Dichtung	MQV30	natur
			2	2	2. Kontaktsicherung	PBT-GF 15	grün
			1	1	Buchsengehäuse	PBT-GF 15	schwarz
A	1-967616-1	E	4	1	Schutzkappe	PBT-GF 15	schwarz
			3	1	Dichtung	MQV30	natur
			2	2	2. Kontaktsicherung	PBT-GF 15	grün
			1	1	Buchsengehäuse	PBT-GF 15	schwarz

Bemerkungen :
NOTES:

1. Maßgebend ist der deutsche Text
   ONLY GERMAN LANGUAGE VERSION SHALL BE AUTHORITATIVE
2. Possend zu Buchsenkontact für Einzelleiterabdichtung:
   SUITABLE FOR SOCKET CONTACT FOR SINGLE WIRE SEALING
   TE 962885 (DGB 0.2-0.5 mm2), 965906 (DGB 0.75 mm2)
   TE .....
3. Kragenanschluß siehe Zeichnung:
   SHROUDED CONNECTION SEE DRAWING:
   TE. 114-18063-126
   TE.....
4. Passend für Leitungsquerschnitt:
   SUITABLE FOR WIRE SIZE RANGE:
   TO.....
5. Zahlenausrichtung freigestellt
   DIRECTION OF FIGURES OPTIONAL

1 - . . . - 2 WIE GEZEICHNET
AS SHOWN

THIS DRAWING IS A CONTROLLED DOCUMENT.
DIESES ZEICHNUNGSDOKUMENT WIRD DURCH AMP INCORPORATED KONTROLLIERT.
ÄNDERUNGEN, DIE DEM TECHNISCHEN FORTSCHRITT DIENEN, SIND VORBEHALTEN.
DEN JEWEILS GÜLTIGEN ÄNDERUNGSSTAND ERFAHREN SIE AUF ANFRAGE.

DIMENSIONS: MASSEINHEITEN: mm

TOLERANCES UNLESS OTHERWISE SPECIFIED:
ALLGEMEINTOLERANZEN
0 PLC ± +- ISO 8015
1 PLC ± ISO 2768 - mK -E
2 PLC ±
3 PLC ±
4 PLC ±
ANGLES/WINKEL ±

MATERIAL - - -
FINISH/OBERFLAECHE/FARBE - - -

DWN	M Trajkov	29-JUL-96
CHK	M Schwäger	29-JUL-96
APVD	-	

TE Connectivity

NAME: MQS SOCKET HOUSING SWS,6 POS, ASSY
MQS Buchsengehaeuse,EDS,6pol.kompl.

PRODUCT SPEC / PRODUKTSPEZ.: 108-18272-0
APPLICATION SPEC / VERARBEITUNGSSPEZ.: 114-18061
WEIGHT / GEWICHT: -

SIZE	CAGE CODE	DRAWING NO / ZEICHNUNGS-NR.	RESTRICTED TO / NUR FUER
A1	00779	C-967616	-

CUSTOMER DRAWING / KUNDENZEICHNUNG | SCALE / MASSTAB 5:1 | SHEET / BLATT 1 OF / VON 1 | REV F5

4805 (3/11)

Pro/ENGINEER DRAWING