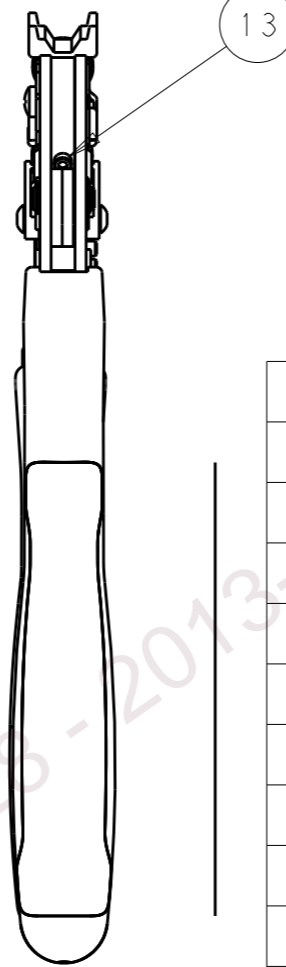
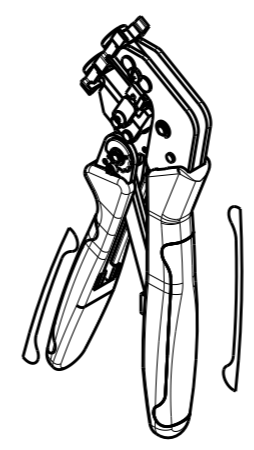
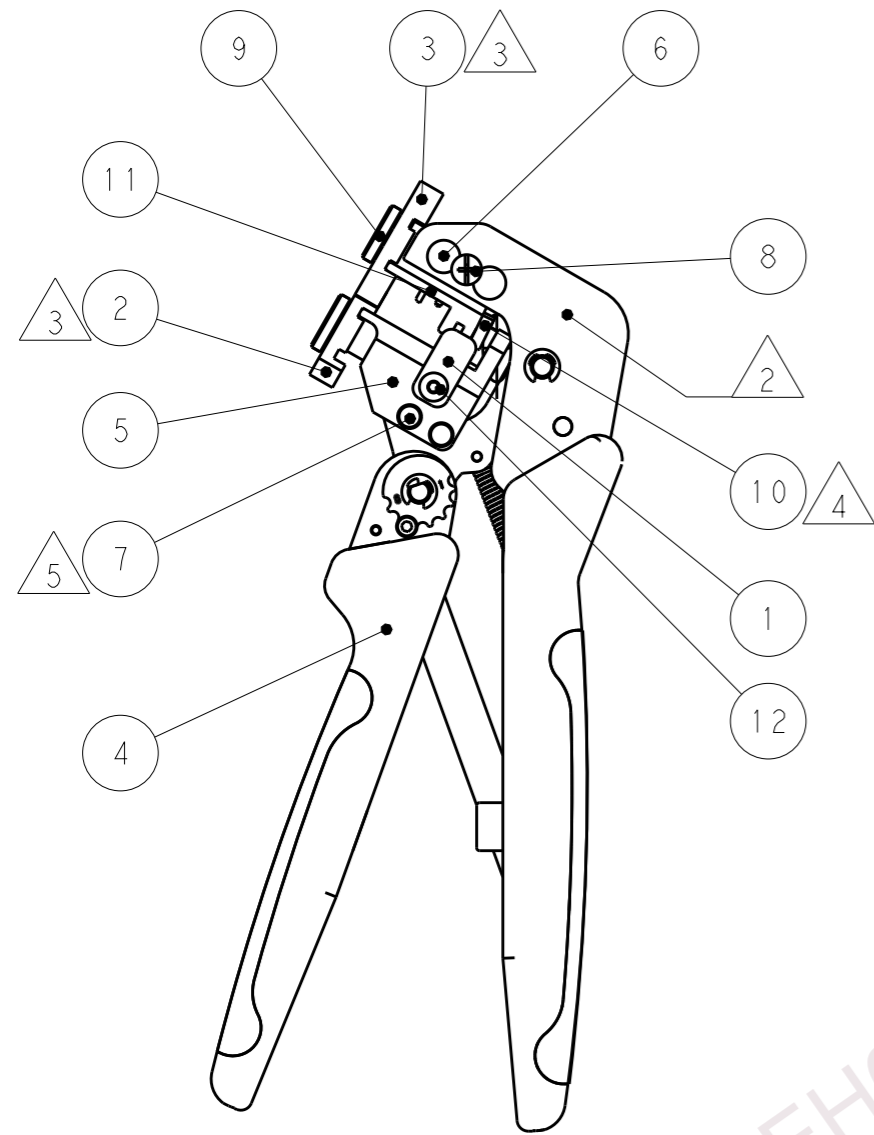


USED ON -

PART NUMBER	REV	FIRST USED
2217400-1	A3	-

DWG NO 2217400
THIS DRAWING IS A CONTROLLED DOCUMENT



1. RECOMMENDED SPARE PARTS: NONE
2. MARK P/N, REV, AND DATE CODE PER 115-67-2 IN APPROXIMATE AREA SHOWN.
3. ALIGN ITEMS 2 AND 3 SO THAT THE RED DOTS FACE EACH OTHER.
4. CENTER AND BOTTOM ITEM 10 IN THE SLOT WHILE TIGHTENING ITEM NUMBER 13.
5. RIVET ITEM 7 (QUANTITY OF 2)

1	-	1-21000-4	SCR, SKT HD CAP 4-40 X .375	13
2	-	18024-6	SCR, BTN SKT HD CAP (M4 X 8.0)	12
1	-	2217401-1	UPPER DIE, CLOUDSPLITTER	11
1	-	1976021-1	STUFFER, CONTACT	10
2	-	2256127-1	SCREW, THUMB, PE	9
1	-	986964-4	SCR, MACH, COMB, PNH, M4 x 14.0	8
2	-	1424003-1	RIVET	7
2	-	679231-1	PIN	6
1	-	2217402-1	LOWER DIE, PE	5
1	-	2217786-1	FRAME, PE TOOL	4
1	-	2217403-1	FC, UPPER DIE, PE	3
1	-	2217404-1	FC, LOWER DIE, PE	2
2	-	2217407-1	EJECTOR, PE	1
-1	U/M	PART NO	DESCRIPTION	ITEM NO

FINISH	-	DWN	09AUG2013	MATERIAL	-	HEAT TREAT	-	
		M. HOUSER						
		CHK	09AUG2013					
		R. SCHAEFFER						
		APVD	09AUG2013					
		M. HOUSER						
		NAME	TOOL, CONTACT, CLOUDSPLITTER					
SCALE	1:4	SIZE	A3	DRAWING NO	2217400	SHEET	1 OF 1	
						REV	A3	

P	LTR	REVISION RECORD	DATE	DWN	APVD		
		A3 INITIAL RELEASE	09AUG2013	MSH	MSH		

LOC A
DIST 00

THIS INFORMATION IS CONFIDENTIAL AND PROPRIETARY TO TYCO ELECTRONICS CORPORATION AND ITS WORLDWIDE SUBSIDIARIES AND AFFILIATES (TE). IT MAY NOT BE DISCLOSED TO ANYONE, OTHER THAN TE PERSONNEL, WITHOUT AUTHORIZATION FROM TE (www.te.com).