

ECN #	REV	DESCRIPTION	DRAWN	DATE	CHECKD	DATE	APPRVD	DATE
-	1.0	RELEASED	DO	12/11/13	ER	12/11/13	ER	12/11/13

 DSIEC2b-2e EV32P-3C
 DSIEC2b-2e EV32P-5C

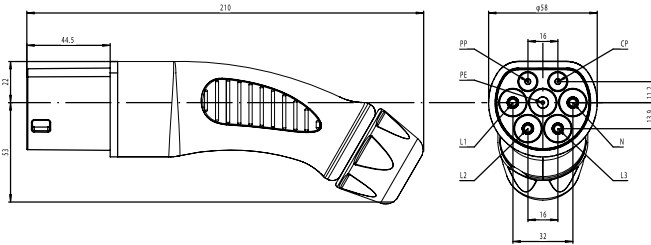
RoHS Compliant

Technical Parameters:

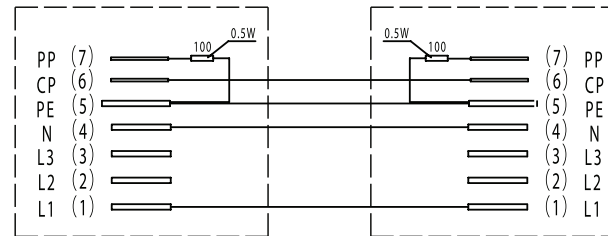
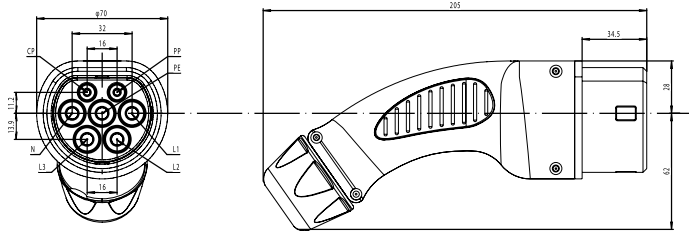
Current and Voltage : 32A 240V AC
 Signal Current : 2A <30V DC
 Protection Degree : IP44
 Charging Cable : 1P+N+PE+PP+CP
: 3,000/5,000mm 3×6mm²+2×0.5mm²

The Plug II ,was designed according to the standard of
 62196-2 IEC 2010 sheet 2-Ile
 Smooth line design
 The static resistance is 220Ω

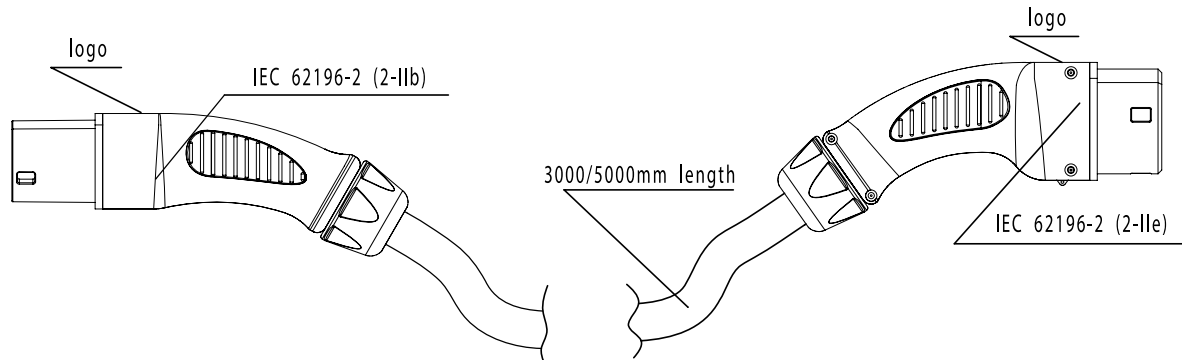
2-IIb



2-IIe


Cable Specification

Function	32A 240V
L1 (1)	6mm ² Brown
L2 (2)	
L3 (3)	
N (4)	6mm ² Blue
PE (5)	6mm ² Olivine
CP (6)	0.5mm ² Orange
PP (7)	0.5mm ² White



www.element14.com
www.farnell.com
www.newark.com

Important Notice : This data sheet and its contents (the "Information") belong to the members of the Premier Farnell group of companies (the "Group") or are licensed to it. No licence is granted for the use of it other than for information purposes in connection with the products to which it relates. No licence of any intellectual property rights is granted. The Information is subject to change without notice and replaces all data sheets previously supplied. The Information supplied is believed to be accurate but the Group assumes no responsibility for its accuracy or completeness, any error in or omission from it or for any use made of it. Users of this data sheet should check for themselves the Information and the suitability of the products for their purpose and not make any assumptions based on information included or omitted. Liability for loss or damage resulting from any reliance on the Information or use of it (including liability resulting from negligence or where the Group was aware of the possibility of such loss or damage arising) is excluded. This will not operate to limit or restrict the Group's liability for death or personal injury resulting from its negligence. Multicomp is the registered trademark of the Group. © Premier Farnell plc 2012.

TOLERANCES:

UNLESS OTHERWISE
 SPECIFIED,
 DIMENSIONS ARE
 FOR REFERENCE
 PURPOSES ONLY.

DRAWN BY:	DATE:
DO	12/11/13
CHECKED BY:	DATE:
ER	12/11/13
APPROVED BY:	DATE:
ER	12/11/13

DRAWING TITLE: DSIEC2b-2e EV32P-3C
 DSIEC2b-2e EV32P-5C

SIZE	DWG NO.	ELECTRONIC FILE	REV
A4	DSIEC2b-01	DSIEC2E-011	1.0
SCALE: NTS		U.O.M.: mm	SHEET: 1 of 1