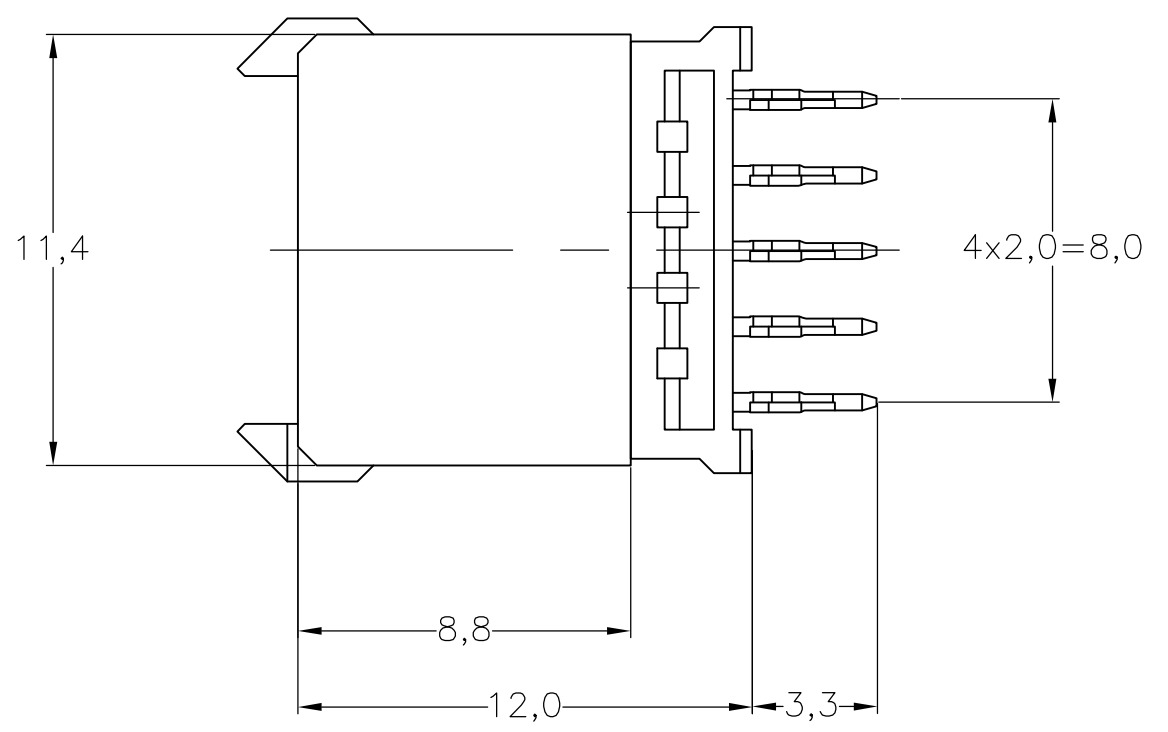
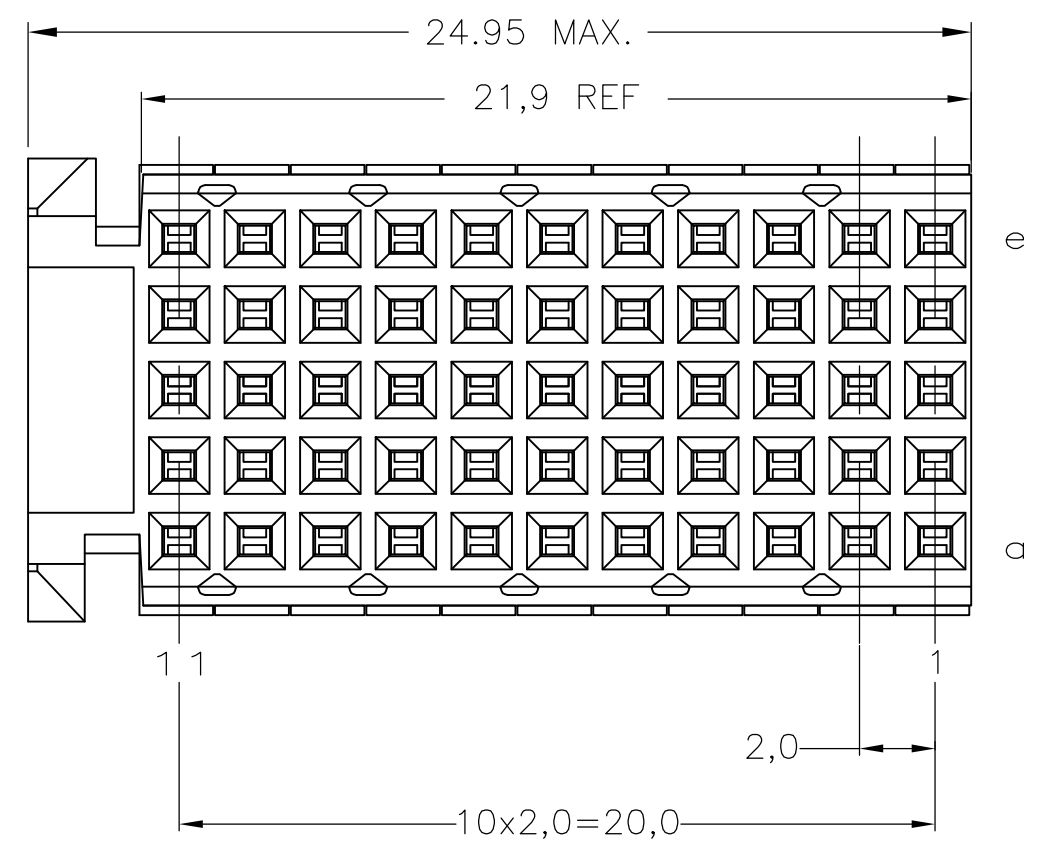
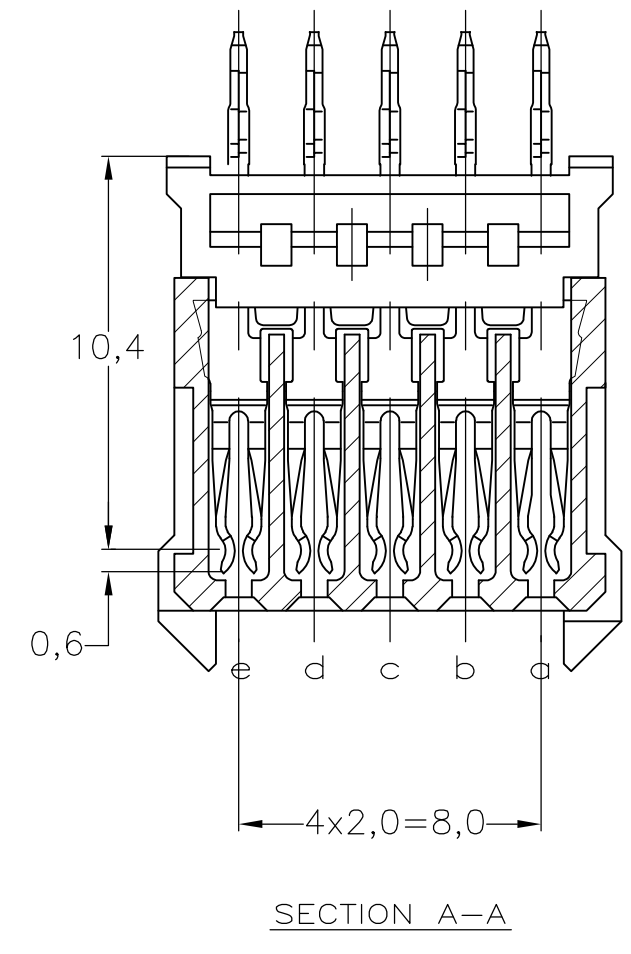
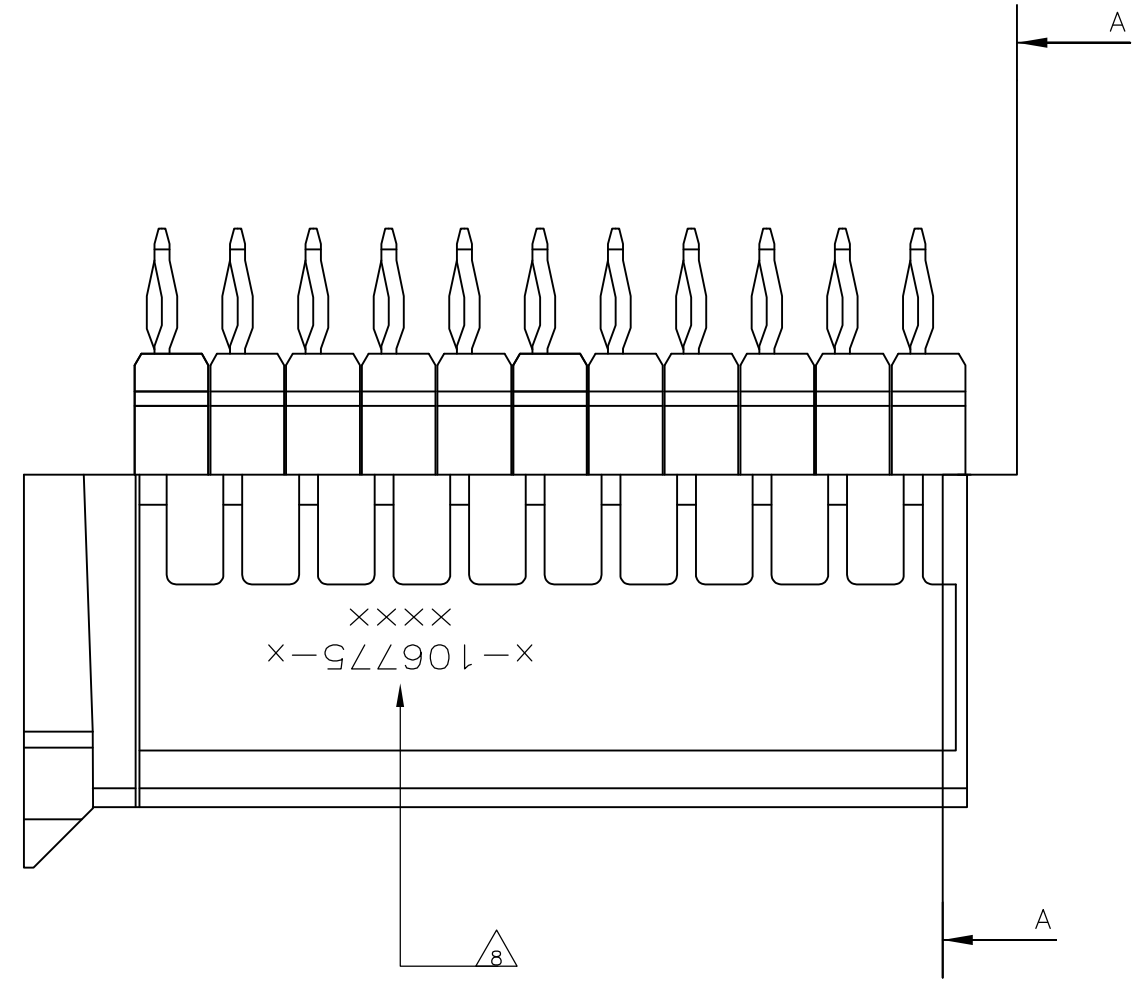
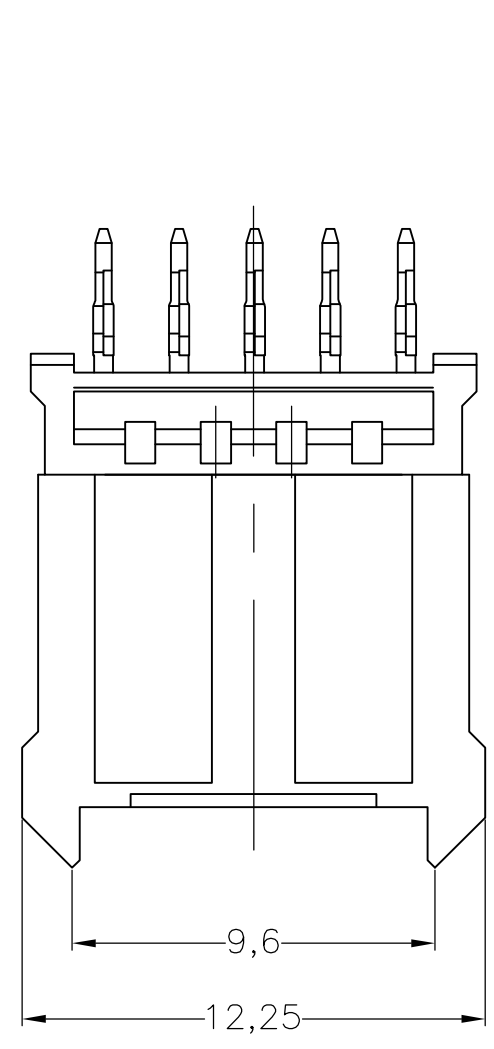
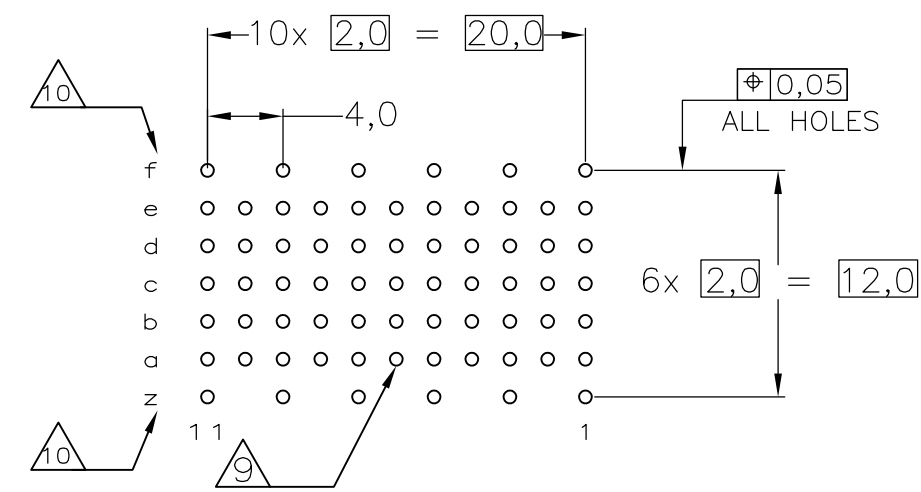


THIS DRAWING IS UNPUBLISHED. RELEASED FOR PUBLICATION
 © COPYRIGHT - By - ALL RIGHTS RESERVED.

LOC		DIST		REVISIONS			
P	LTR	DESCRIPTION	DATE	DWN	APVD		
N		REVISED PER ECO-11-008643	26MAR11	RC	CW		
P		ECO-11-024491	13DEC11	SY	MQW		
R		ECR-12-009867	25NOV12	SY	AC		



- NOTES:
- 1 MATERIAL CONTACT: PHOSPHORBRONZE
MATERIAL HOUSING: GLASSFILLED POLYESTER
UL-RATING 94V0 (GRAY)
 - 2 GENERAL PLATING SPECIFICATION: UNDERPLATING (ENTIRE CONTACT): 1,27µm NICKEL MIN. AND ACTION PIN: 0,5µm TIN-LEAD MIN.
FOR PLATING OF MATING SURFACES SEE APPLICABLE SPECIFICATION REFERENCE FOR EACH DASH NUMBER.
 - 3 CONFORMS TO ALL TESTING ACCORDING IEC 61076-4-101 PERFORMANCE LEVEL 2.
 - 4 CONFORMS TO ALL TESTING ACCORDING IEC 61076-4-101 PERFORMANCE LEVEL 1.
 - 5 CONNECTOR TESTED AND QUALIFIED AGAINST TELCORDIA GR-1217-CORE QUALITY LEVEL III, CENTRAL OFFICE APPLICATIONS.
 - 6 CONNECTOR TESTED AND QUALIFIED AGAINST TELCORDIA GR-1217-CORE QUALITY LEVEL III, UNCONTROLLED ENVIRONMENT APPLICATIONS.
 - 7 CONNECTOR LUBRICATED WITH TELCORDIA APPROVED LUBRICANT.
 - 8 CONNECTOR PRINTED WITH PARTNUMBER AND DATECODE.
 - 9 PLATED-THROUGH HOLES AT 2x2mm SQUARE GRID (55 HOLES).
 - 10 HOLES IN ROW f AND z FOR POSSIBLE FUTURE USE OF GROUND RETURN SHIELD. (SHIELDS NOT YET TOOLED)
 - 11 0.76µm MIN COLD PLATING AT MATING SURFACES



COMPONENT SIDE AS SHOWN
 RECOMMENDED PCB-HOLE LAY-OUT
 P.C.B. HOLE DIM. ACTION PIN
 FOR DETAILS SEE APPLICATION SPECIFICATION

SCALE 2,5:1

FINISH	MATERIAL	PARTNUMBER
2 3 4	1	3-106775-1
2 6 4	1	1-106775-9
2 3 4	1	106775-9
2 4 4	1	106775-4
2 3	1	106775-1

THIS DRAWING IS A CONTROLLED DOCUMENT.

DIMENSIONS: mm	TOLERANCES UNLESS OTHERWISE SPECIFIED:	DWN L.V.D.HEIJDEN 14APR97	NAME
	0 PLC ± -	CHK D.TRUREN 14APR97	TE Connectivity
	1 PLC ± -	APVD F.V.KONINGSBRUGGE	Z-PACK 2MM HM TYPE C
	2 PLC ± -	PRODUCT SPEC	55 POS. VERTICAL FEMALE
	3 PLC ± ± ±0.2	APPLICATION SPEC	CONNECTOR ASSEMBLY
	4 PLC ± -	108-19082	SIZE CAGE CODE DRAWING NO RESTRICTED TO
	ANGLES ± -	114-19029	A2 00779 C=106775
MATERIAL	FINISH	WEIGHT	SCALE SHEET 1 OF 1 REV
			NTS 1 OF 1 R