

THIS DRAWING IS UNPUBLISHED. RELEASED FOR PUBLICATION 20  
 © COPYRIGHT 20 BY Tyco Electronics Japan G.K. ALL RIGHTS RESERVED.

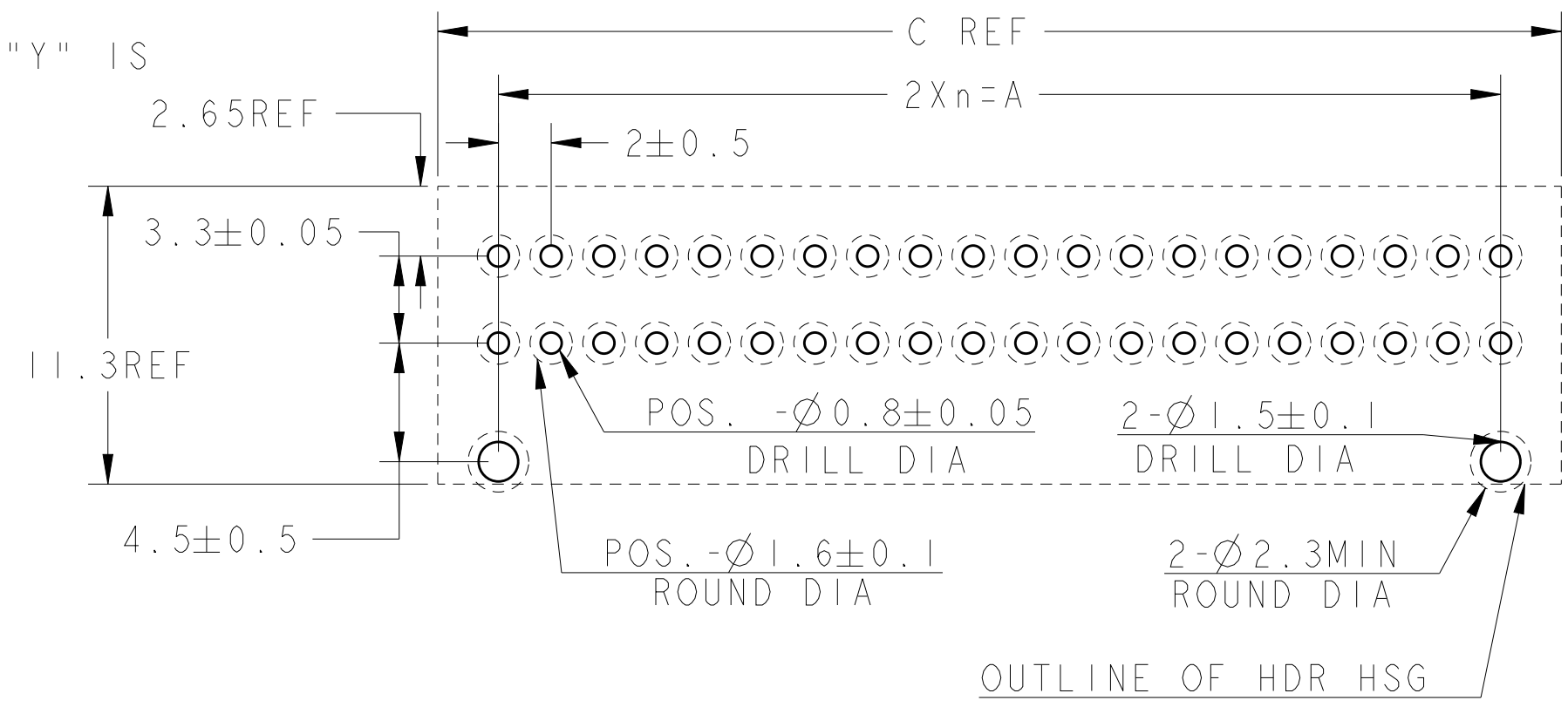
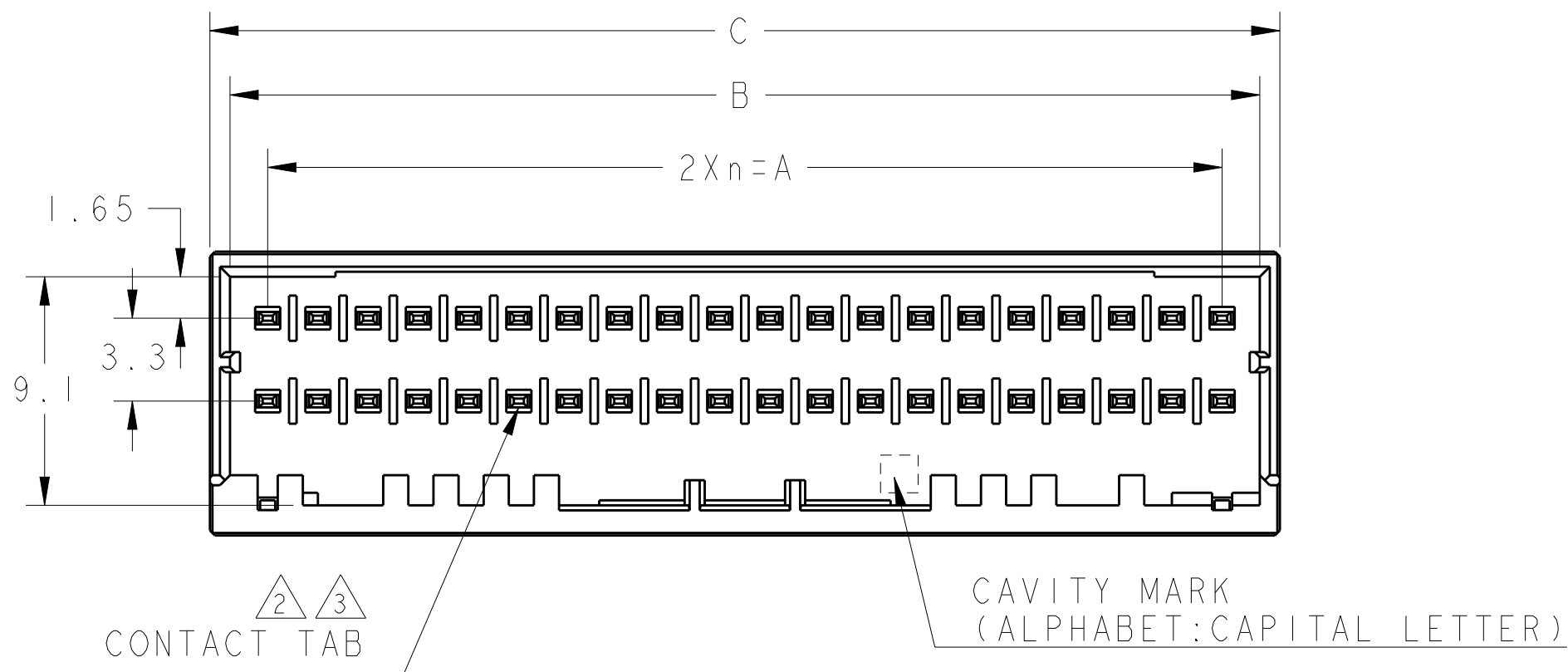
1. MATERIAL: HOUSING: GLASS FILED THERMO PLASTIC POLYESTER(94V-0), COLOR: BLACK  
 CONTACT: COPPER ALLOY  
 RETENTION LEG: PRE-TIN COPPER ALLOY

REVISIONS					
REV	DATE	BY	CHK	APP	DESCRIPTION
B	14JUL2010	HMR		TM	REVISED
C	17DEC2012	H.M		N.Y	REVISED

1. 材料:ハウジング:ガラス入り熱可塑性ポリエステル樹脂(94V-0)、色:黒  
 コンタクト:銅合金  
 リテンションレグ:錫めっき済銅合金

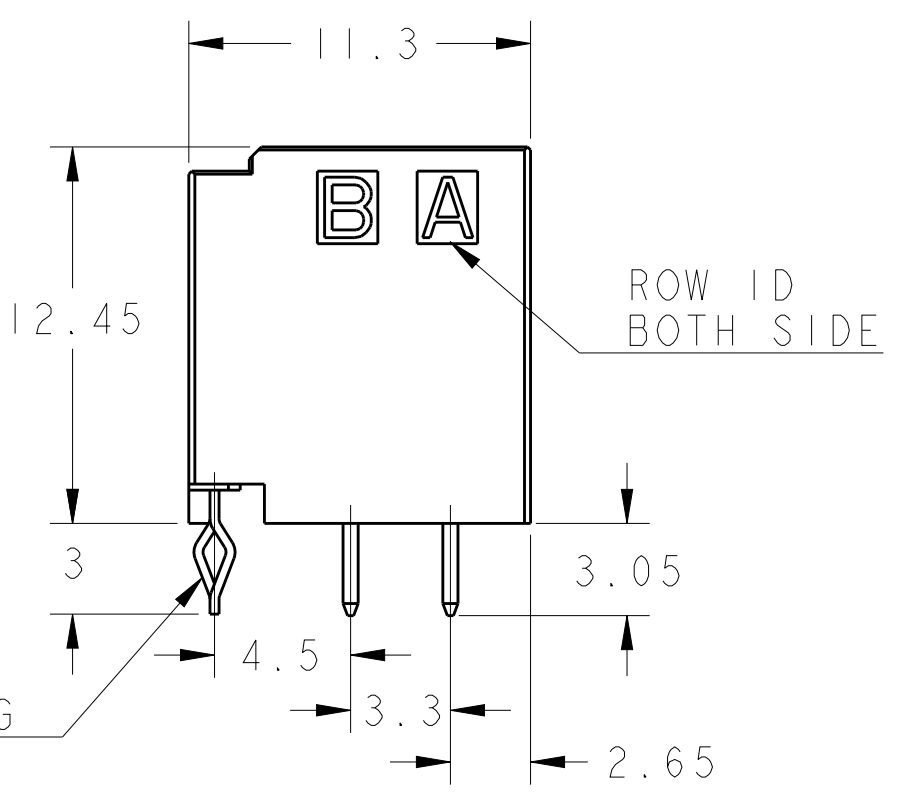
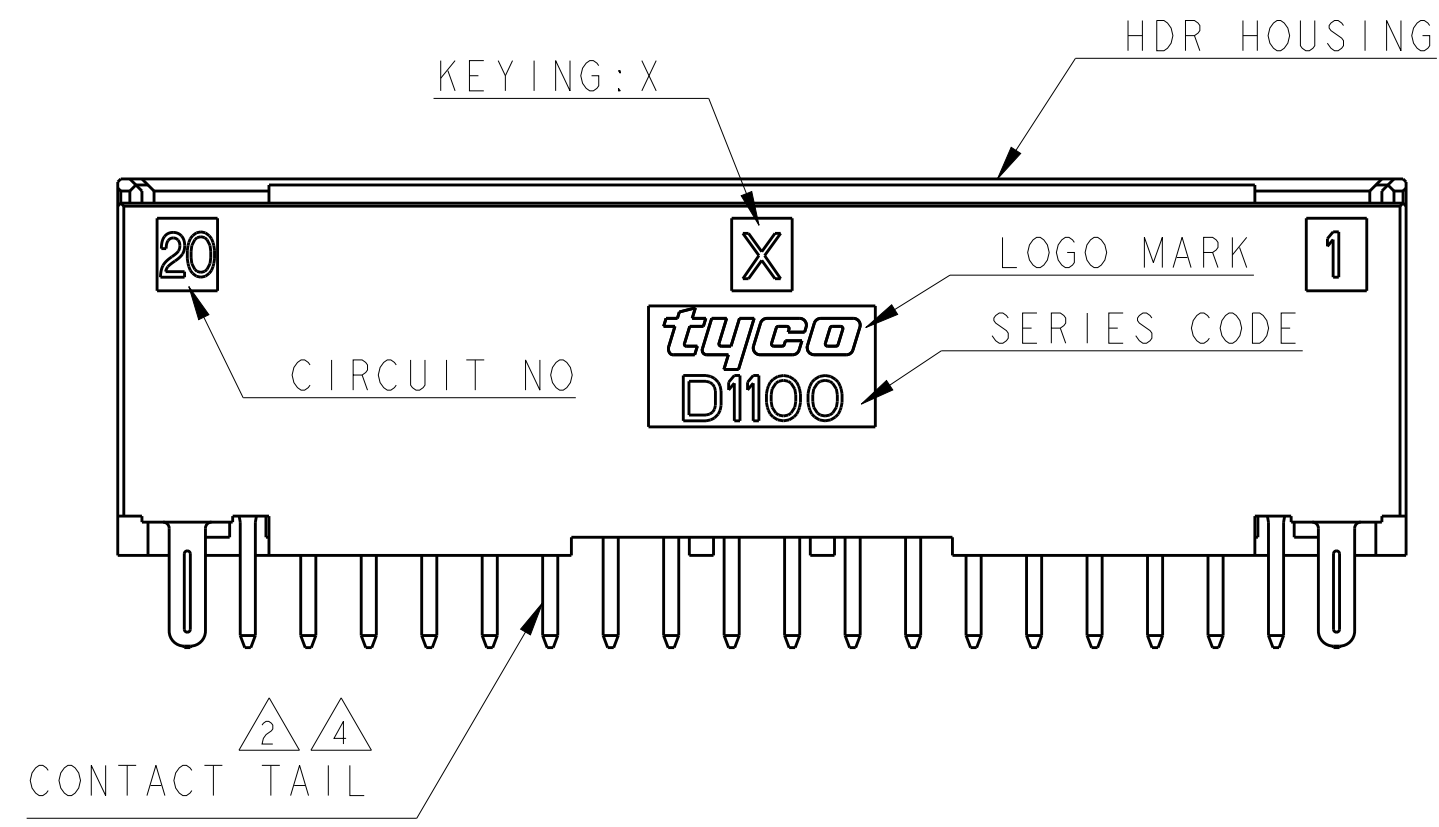
2. FINISH(ALL OVER): NICKEL PL. 1.27μmMIN  
 3. FINISH(CONTACT AREA): GOLD PL. 0.38μmMIN AFTER 2  
 4. FINISH(CONTACT TAIL): TIN PL. 2μmMIN AFTER 2  
 5. THE SHAPE, SIZE AND POSITION OF THE CHARACTER SHOW THE OUTLINE. THEY DON'T SHOW DETAILS.  
 6. THE KEYING ARRANGEMENT OF "Y" IS SYMMETRIC WITH "X".

2. めっき: 全面: ニッケル下地めっき 1.27μm以上  
 3. めっき: 接触部 2の上に金めっき 0.38μm以上  
 4. めっき: コンタクト半田付部: 2の上に錫めっき 2μm以上  
 5. 文字の形状、大きさ、および位置については、大略を示すものであり、詳細を示すものではありません。  
 6. Y KEY形状は、X KEY形状と左右対称



RECOMMEND PC BOARD HOLE PATTERN : CONNECTOR MOUNT SIDE (NOT ACCUMULATE TOLERANCE)  
 PC BOARD THICKNESS : 1.0~1.6±0.1

推奨基板取付穴寸法: コネクタ搭載面 (非累積公差)  
 PC基板厚: 1.0~1.6±0.1



POS	KEY	n	A	B	C	PART NO
40	Y	19	38.0	41.0	42.6	2-1827872-0
40	X	19	38.0	41.0	42.6	1-1827872-0
34	Y	16	32.0	35.0	36.6	2-1827872-7
34	X	16	32.0	35.0	36.6	1-1827872-7
32	X	15	30.0	33.0	34.6	1-1827872-6
30	X	14	28.0	31.0	32.6	1-1827872-5
28	X	13	26.0	29.0	30.6	1-1827872-4
26	X	12	24.0	27.0	28.6	1-1827872-3
22	X	10	20.0	23.0	24.6	1-1827872-1

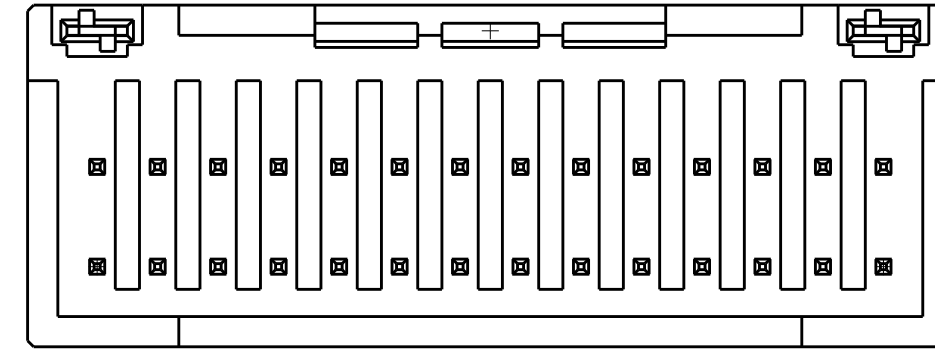
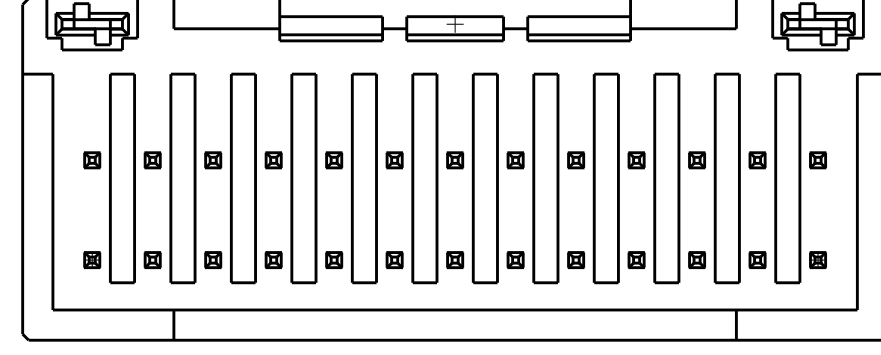
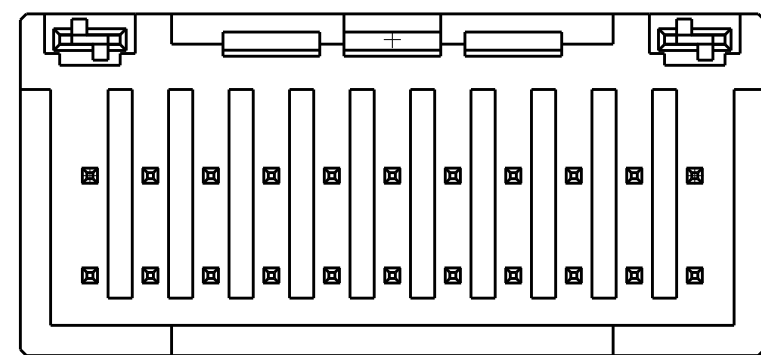
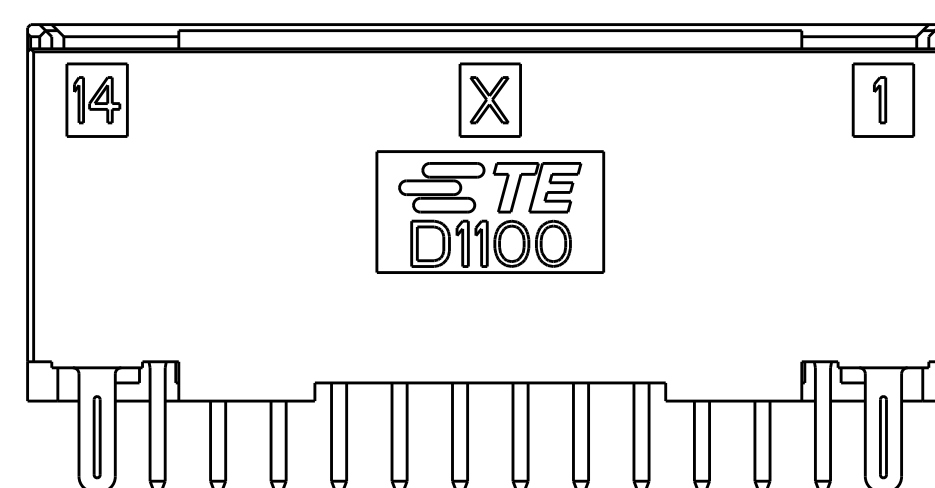
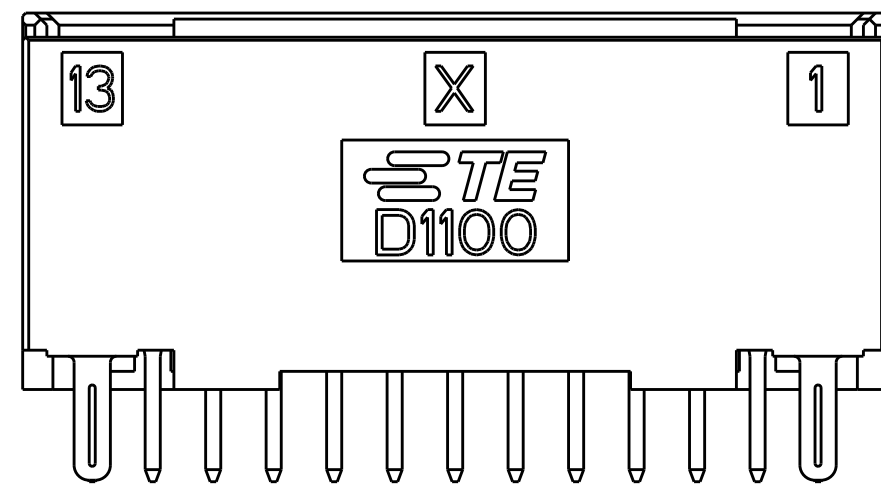
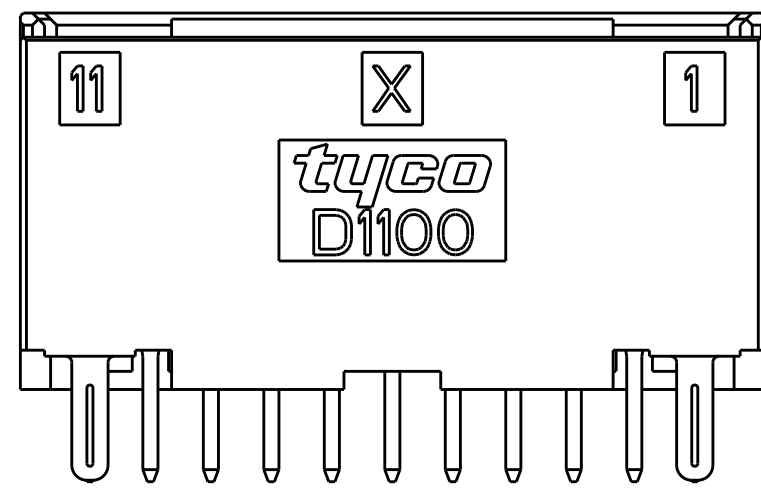
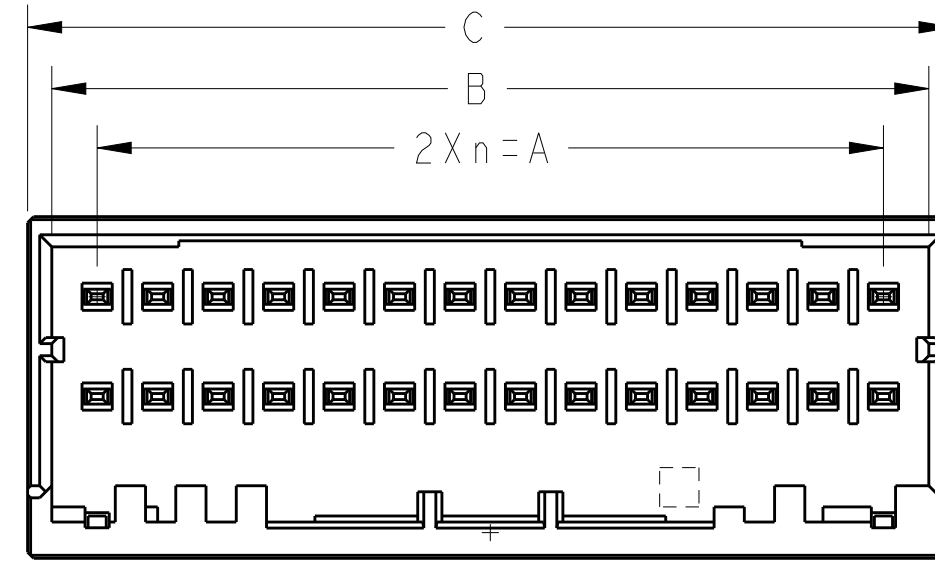
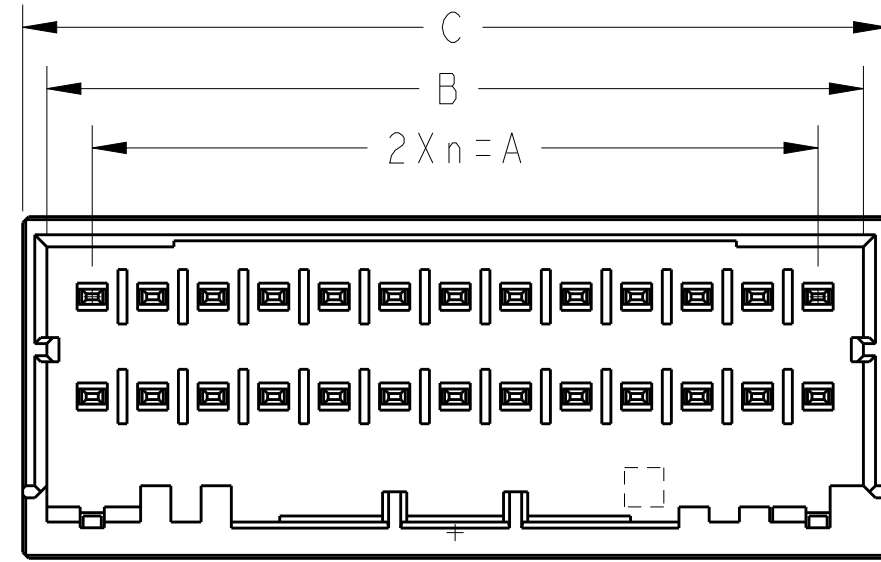
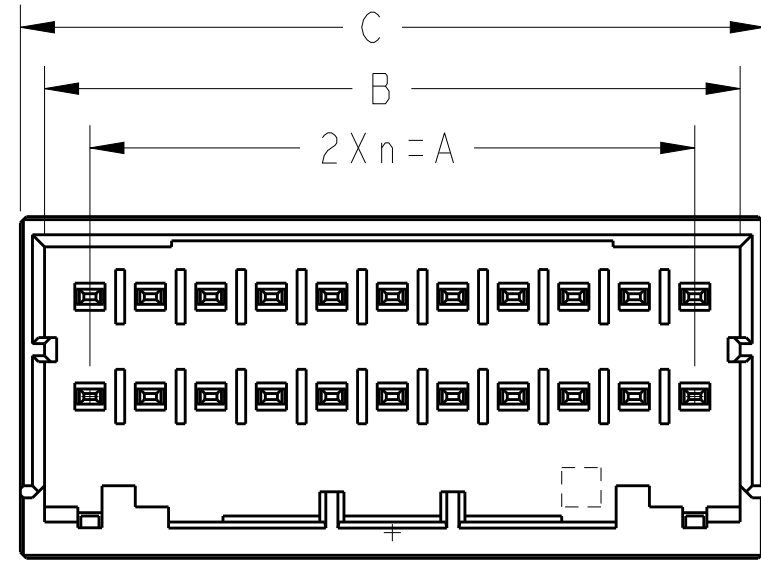
40POS(X-KEY): 1-1827872-0

THIS DRAWING IS A CONTROLLED DOCUMENT.

DIMENSIONS: 単位: 桁 mm	TOLERANCES UNLESS OTHERWISE SPECIFIED: 一般公差 ±0.3, ±3°	DWN T. KUDO 16MAR2005	TE Connectivity
	0-PLC ±0.1	CHK D. MITSUGI 23AUG2005	
	1-PLC ±0.01	APVD D. MITSUGI 23AUG2005	
	2-PLC ±0.01	NAME D. MITSUGI	
	3-PLC ±0.001	PRODUCT SPEC 108-78268	DYNAMIC D1100D 2.0mmPITCH HDR ASSY (V-TYPE) 22-40POS
	4-PLC ±0.0001	APPLICATION SPEC 取付適用規格 114-5377	SIZE A2 CAGE CODE 00779 DRAWING NO C-1827872
MATERIAL 材料	FINISH 仕上	WEIGHT	RESTRICTED TO
		CUSTOMER DRAWING	SCALE 4:1 SHEET 1 OF 3 REV C

THIS DRAWING IS UNPUBLISHED. RELEASED FOR PUBLICATION 20  
 © COPYRIGHT 20 BY Tyco Electronics Japan G.K. ALL RIGHTS RESERVED.

LOC				DIST				REVISIONS			
P	LTR	DATE	DWN	APVD	DESCRIPTION						
J	-				SEE SHEET 1 OF 3						



22POS(X-KEY):1-1827872-1

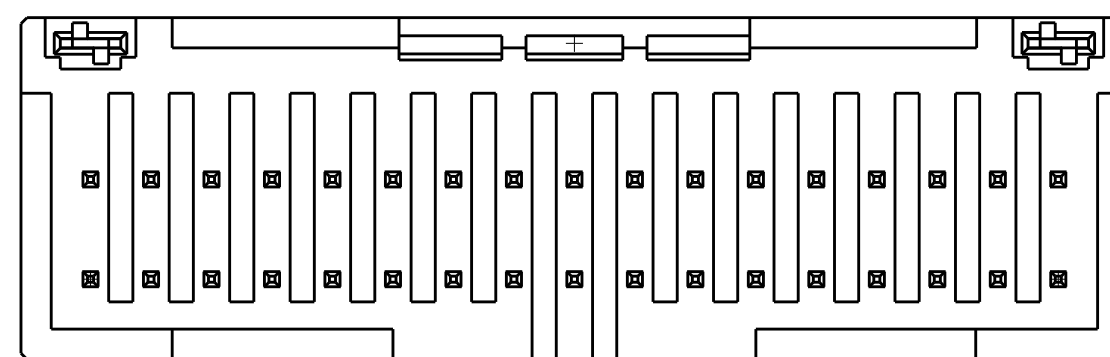
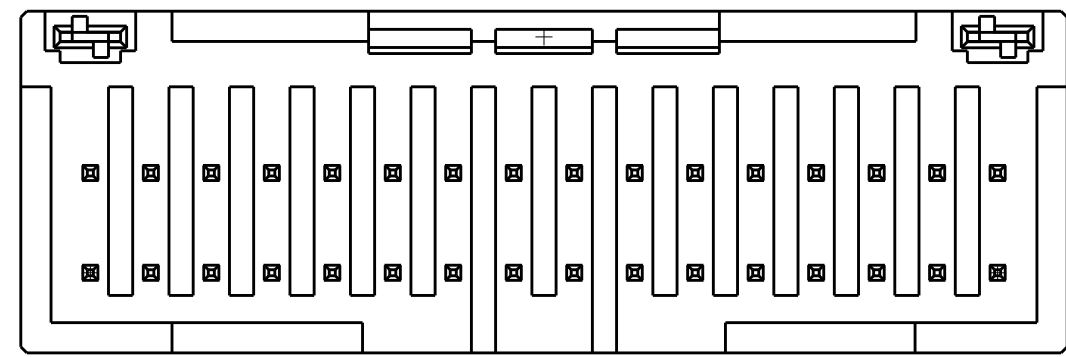
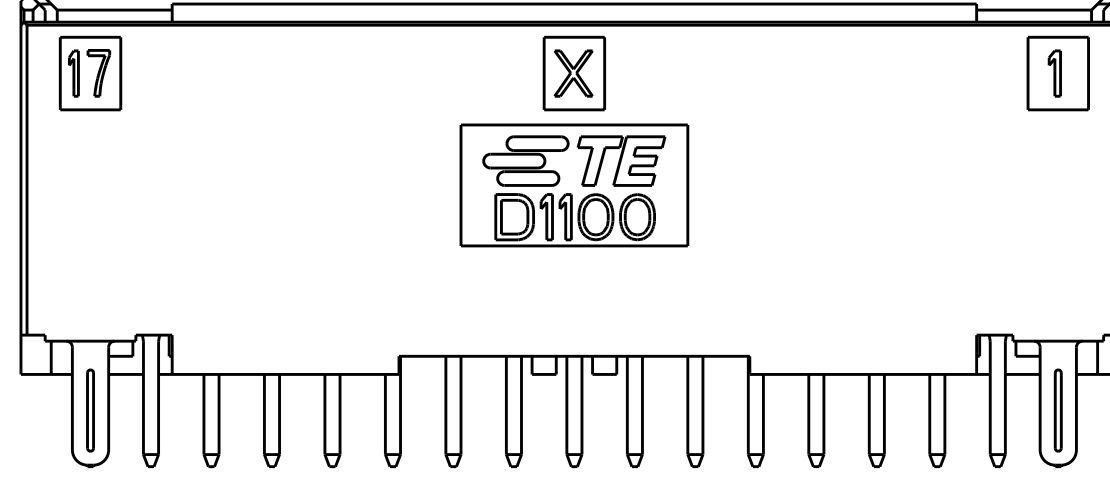
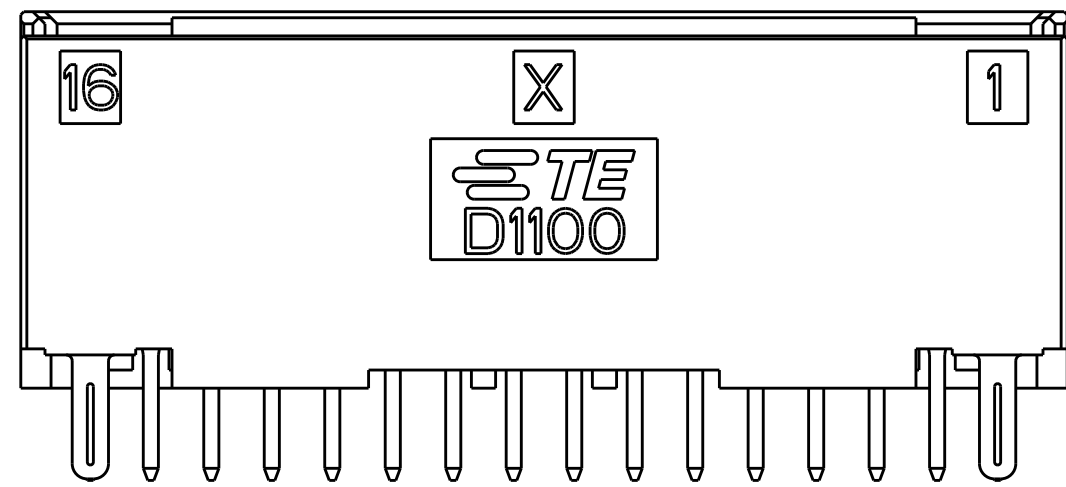
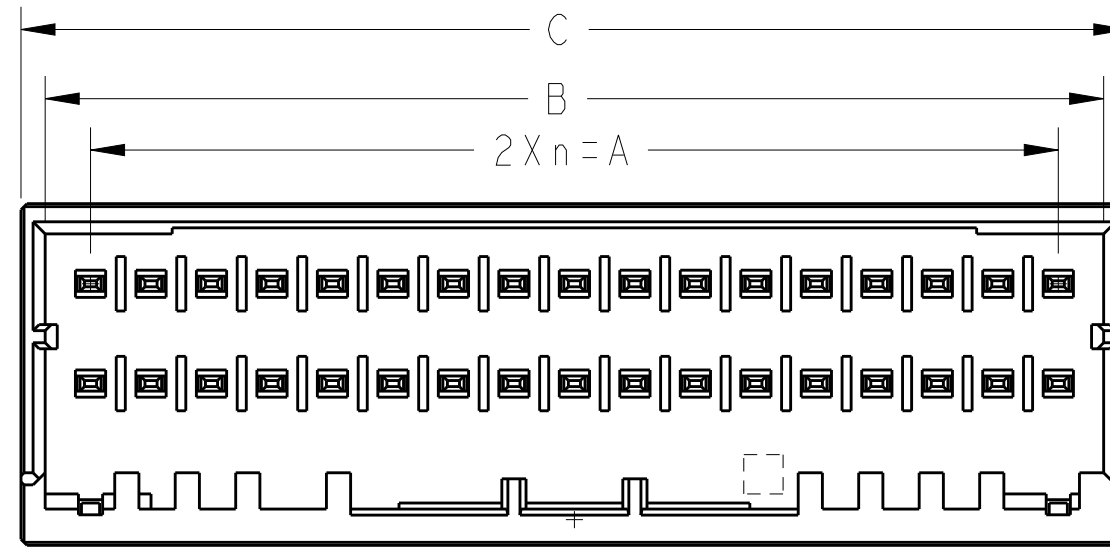
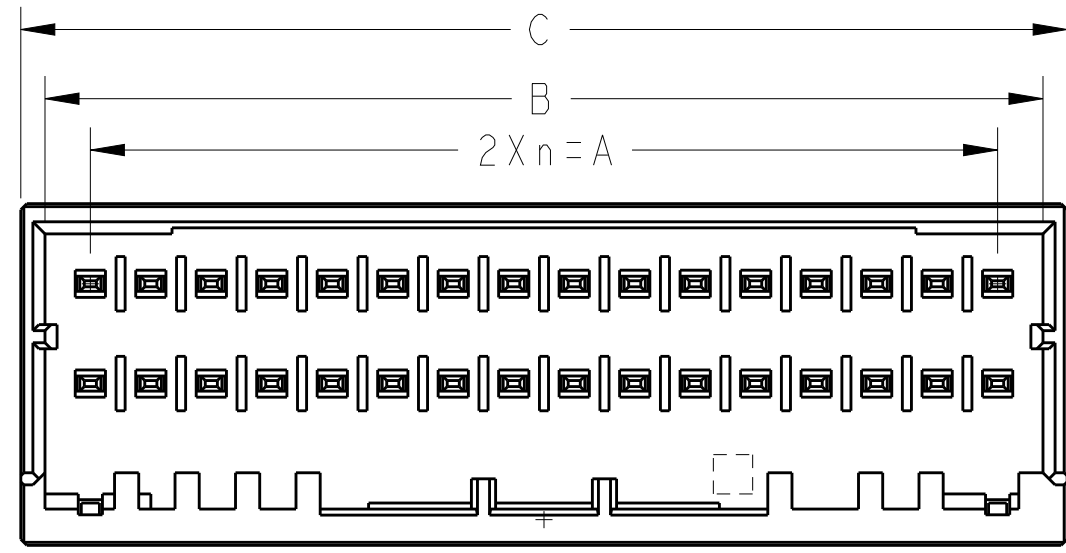
26POS(X-KEY):1-1827872-3

28POS(X-KEY):1-1827872-4

THIS DRAWING IS A CONTROLLED DOCUMENT		DWN T. KUDO 16MAR2005	TE Connectivity	
DIMENSIONS: mm		CHK D. MITSUGI 23AUG2005		
TO DIMENSIONS UNLESS OTHERWISE SPECIFIED:		APVD D. MITSUGI 23AUG2005	NAME DYNAMIC D1100D 2.0mmPITCH HDR ASSY (V-TYPE) 22-40POS	
1 PLC ± 2 PLC ±0.1 3 PLC ±0.01 4 PLC ±0.001 ANGLES ± FINISH		PRODUCT SPEC 108-78268	RESTRICTED TO	
MATERIAL		APPLICATION SPEC 114-5377	SIZE A200779	DRAWING NO C-1827872
SEE SHEET 1 OF 3		WEIGHT -	SCALE 4:1	SHEET 2 OF 3
		CUSTOMER DRAWING	REV C	

THIS DRAWING IS UNPUBLISHED. RELEASED FOR PUBLICATION 20  
 © COPYRIGHT 20 BY Tyco Electronics Japan G.K. ALL RIGHTS RESERVED.

LOC		DIST		REVISIONS			
P	LTR	DATE	DWN	APVD	DESCRIPTION		
J	-				SEE SHEET 1 OF 3		



32POS(X-KEY):1-1827872-6

34POS(X-KEY):1-1827872-7

THIS DRAWING IS A CONTROLLED DOCUMENT		DWN T. KUDO 16MAR2005	TE Connectivity	
DIMENSIONS: mm		CHK D. MITSUGI 23AUG2005		
TO CHANGES UNLESS OTHERWISE SPECIFIED: 1. PLC ±- 2. PLC ±0.1 3. PLC ±0.01 4. PLC ±0.001 ANGLES ±0.0001 FINISH ±-		APVD D. MITSUGI 23AUG2005	NAME DYNAMIC D1100D 2.0mmPITCH HDR ASSY (V-TYPE) 22-40POS	
MATERIAL		PRODUCT SPEC 108-78268	SIZE A200779	CAGE CODE C-1827872
WEIGHT		APPLICATION SPEC 114-5377	DRAWING NO	RESTRICTED TO
CUSTOMER DRAWING		SCALE 4:1	SHEET 3	OF 3
		REV C		