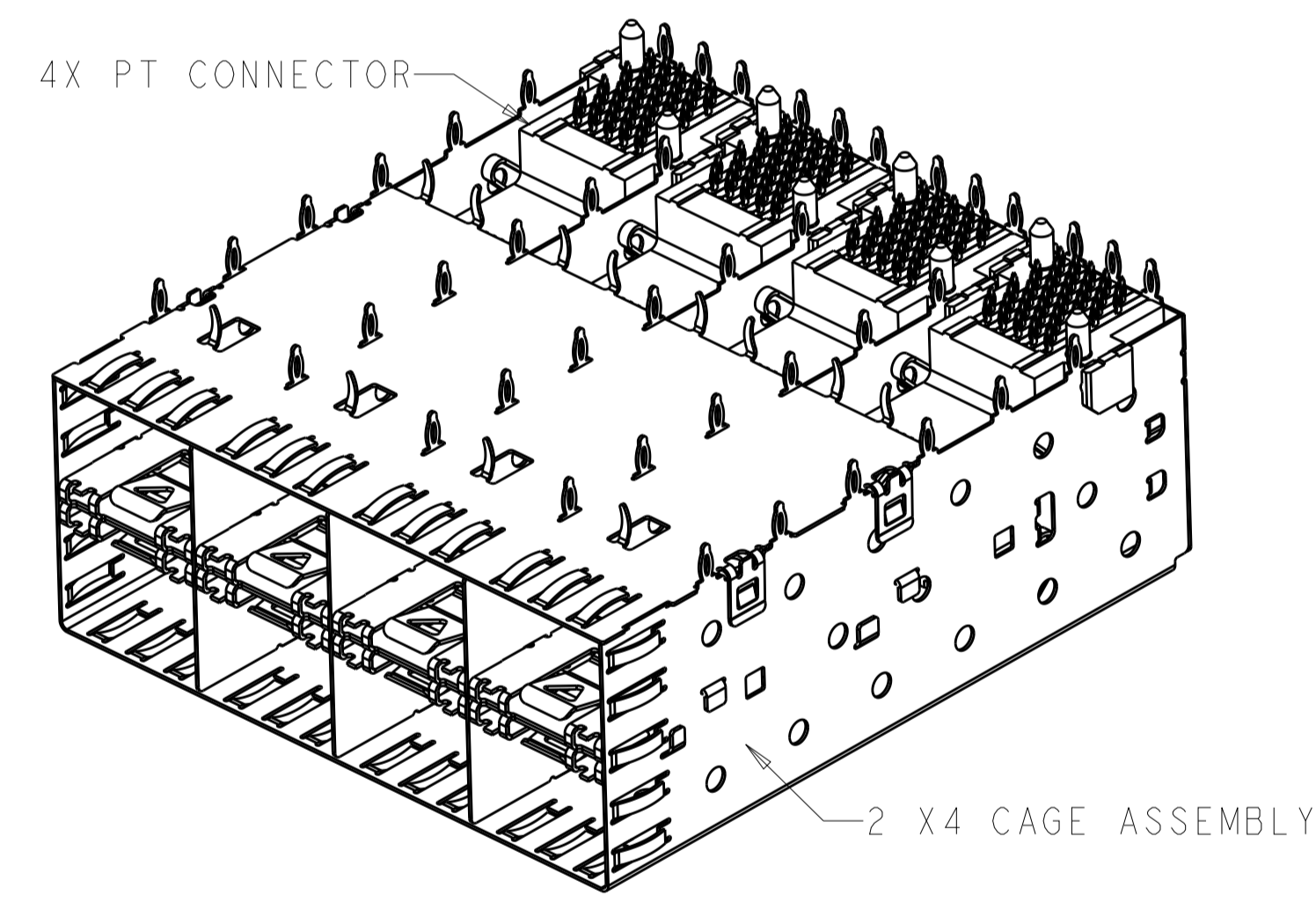
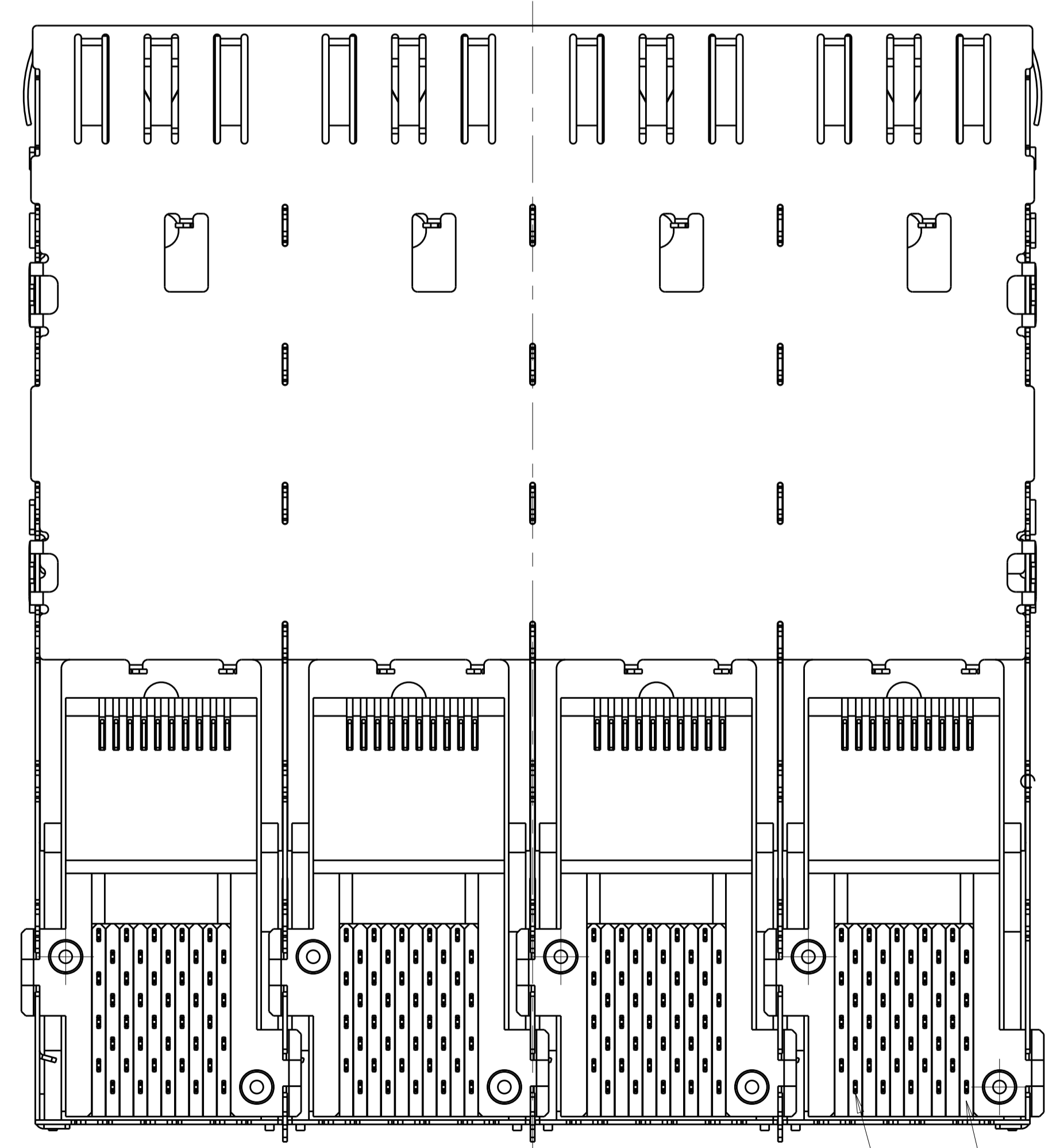
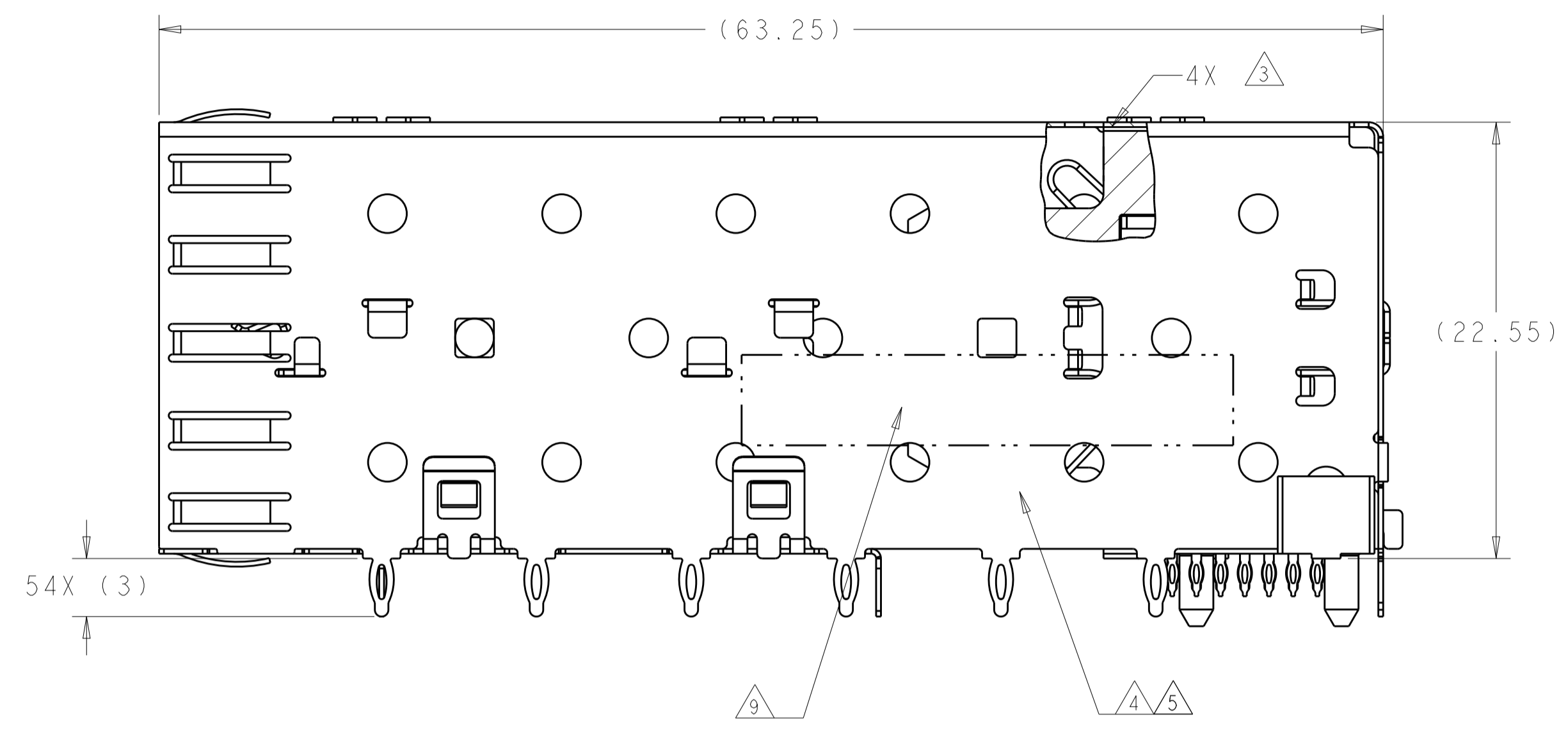
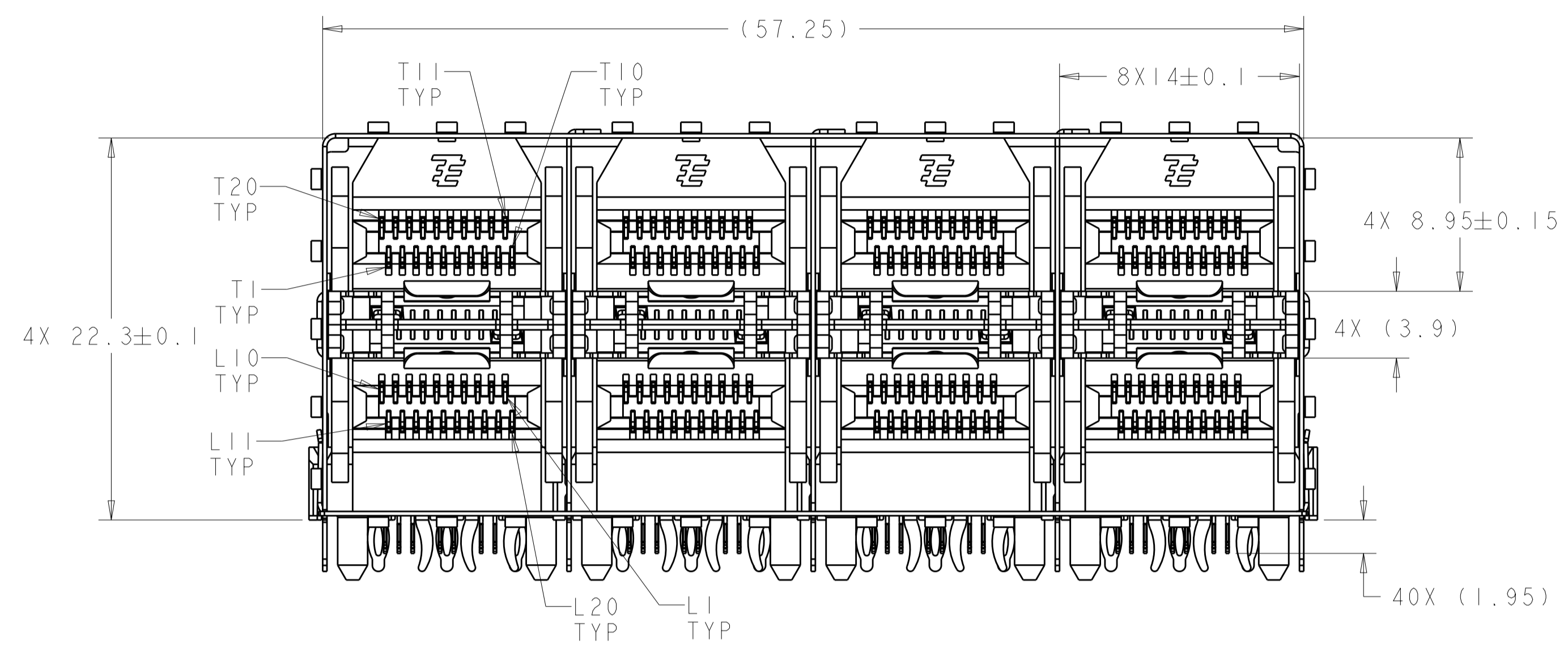


LOC	DIST	REVISIONS					
		P	LTN	DESCRIPTION	DATE	DWN	APVD
ES	00	E1		REVISED PER ECO-11-005033	21MAR2011	RK	HMR
		F		REVISED PER ECO-14-000886	20FEB2014	JW	SH



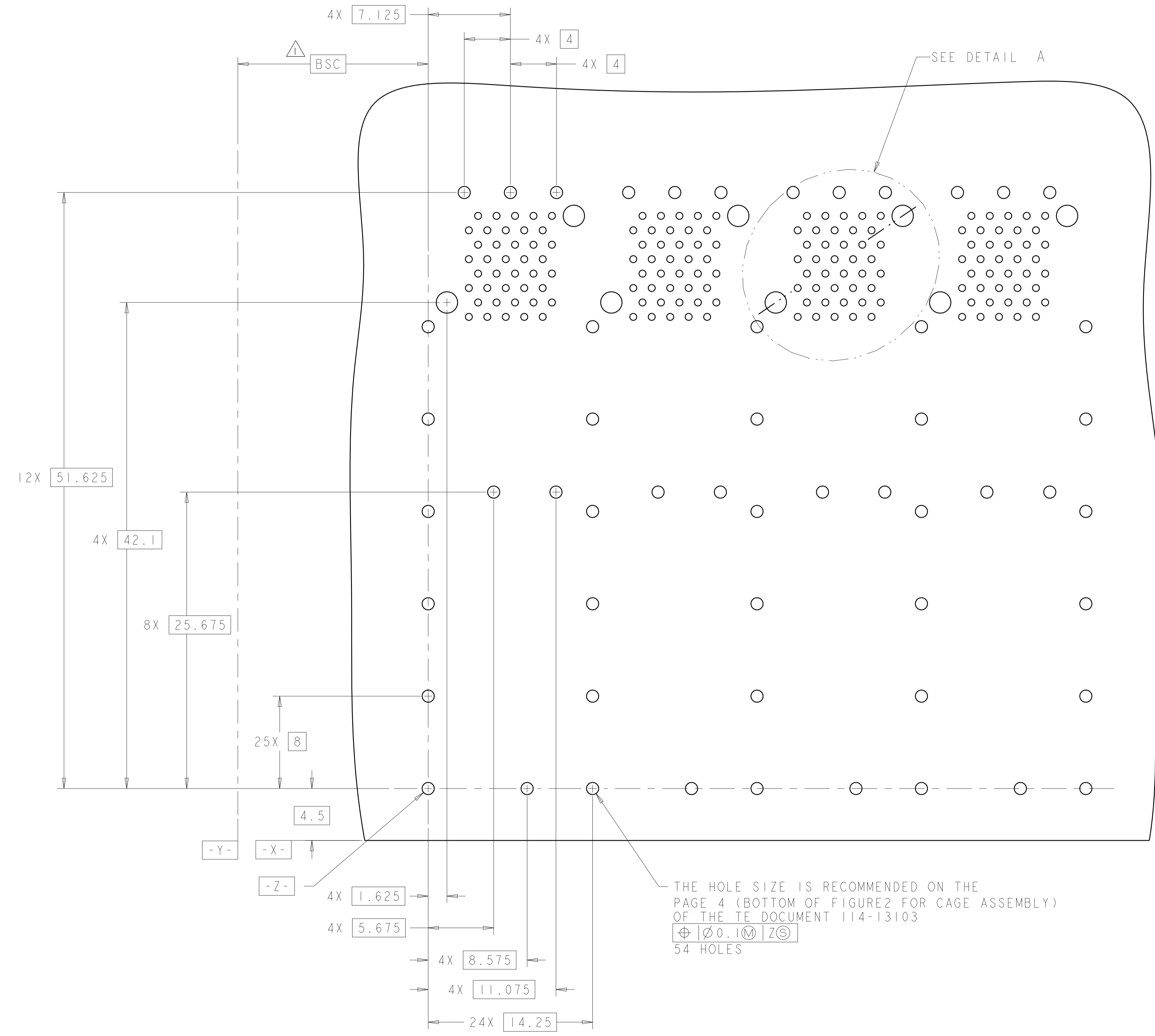
1658629-1
SCALE 2:1

- △ DATUM AND BASIC DIMENSION TO BE DETERMINED BY CUSTOMER.
- △ INTERPRETATION OF DATUM REFERENCE FRAME IN ACCORDANCE WITH SECT 4.4.1.1 OF ASME Y14.5M-1994.
- △ TOP OF PT CONNECTOR TO BE 0-0.15 FROM INSIDE SURFACE OF CAGE.
- △ COPPER ALLOY.
- △ 1.25um MIN TIN PER ASTM B 545 OVER NICKEL FLASH PER QQ-N-290. NON-PLATED EDGES PERMISSIBLE.
- △ LCP, HIGH TEMPERATURE, UL 94V-0 RATED, BLACK.
- △ POLYESTER, UL 94V-0 RATED, BLACK.
- △ CONTACT MATING AREA: SURFACE TREATMENT OVER 0.76um MIN GOLD PER ASTM B 488 OVER 1.27um MIN NICKEL PER QQ-N-290. NEEDLE EYE: 1.25um MIN TIN PER ASTM B 545 OVER 1.27um MIN NICKEL PER QQ-N-290. REMAINDER OF CONTACT: 0.76um MIN NICKEL PER QQ-N-290.
- △ DATE CODE AND PART NUMBER IN APPROXIMATE AREA SHOWN.

1658629-1
PART NUMBER

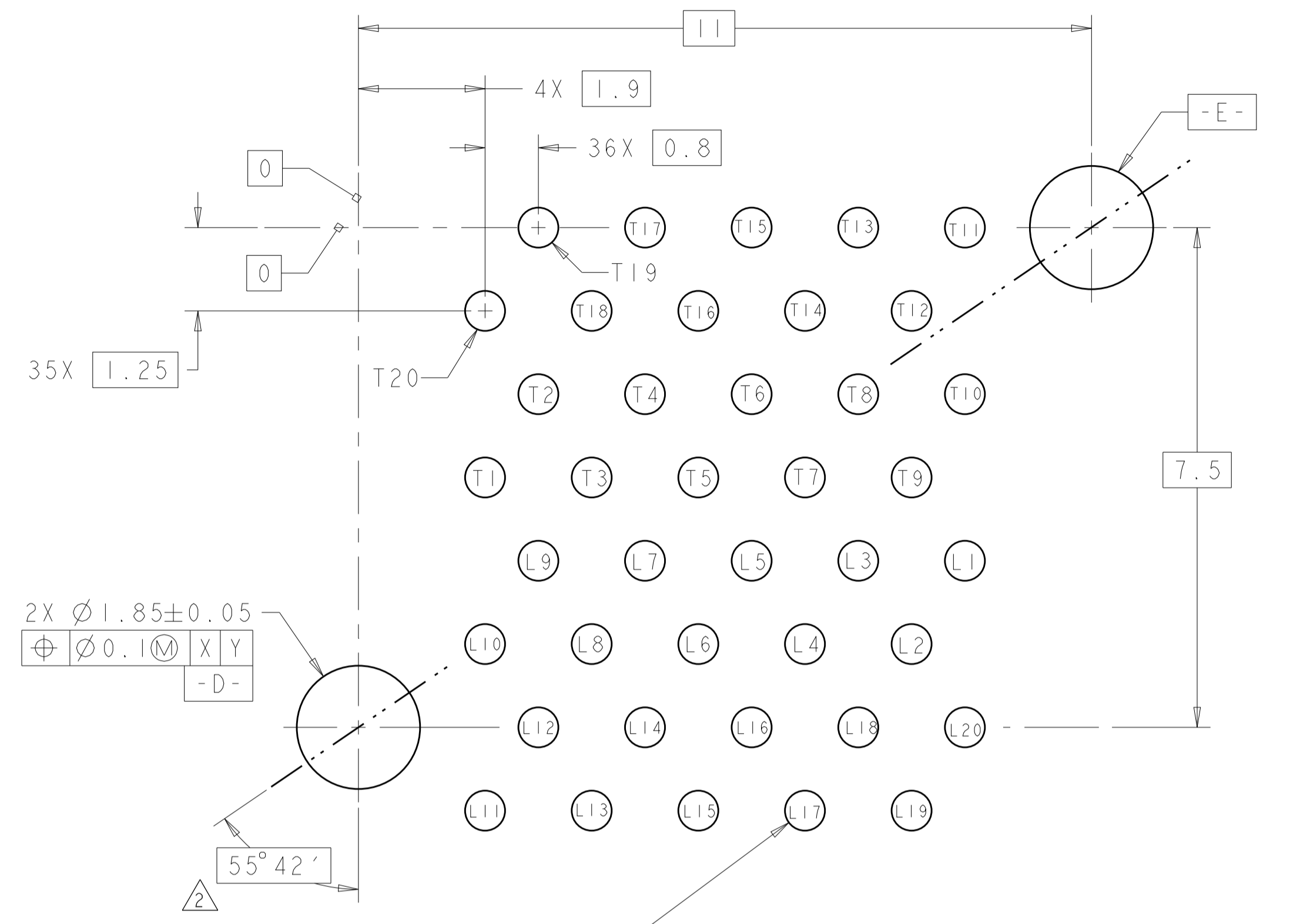
THIS DRAWING IS A CONTROLLED DOCUMENT.		DWN R. HENRY CHK J. KOPPENHEFFER APVD M. WALMSLEY	11APR03 23JAN04 23JAN04	TE Connectivity NAME CAGE AND PT CONNECTOR ASSEMBLY, 2x4, PRESS FIT, LOW PROFILE, SFP
DIMENSIONS:	TOLERANCES UNLESS OTHERWISE SPECIFIED:	PRODUCT SPEC	108-2161	
mm	0 PLC ± 1 PLC ±0.1 2 PLC ± 3 PLC ± 4 PLC ± ANGLES ±	APPLICATION SPEC	114-13103	SIZE A100779
MATERIAL	FINISH	WEIGHT		SCALE 4:1
CUSTOMER DRAWING		SHEET 1 OF 3		REV F

LOC	DIST	REV	DATE	BY	APPV
ES	00				
REVISIONS					
DESCRIPTION			DATE	BY	APPV
SEE SHEET 1					



THE HOLE SIZE IS RECOMMENDED ON THE
 PAGE 4 (BOTTOM OF FIGURE2 FOR CAGE ASSEMBLY)
 OF THE TE DOCUMENT 114-13103
 $\varnothing 0.10 \text{ (M)} | Z \text{ (S)}$
 54 HOLES

RECOMMENDED PCB CONFIGURATION
 SCALE 5:1

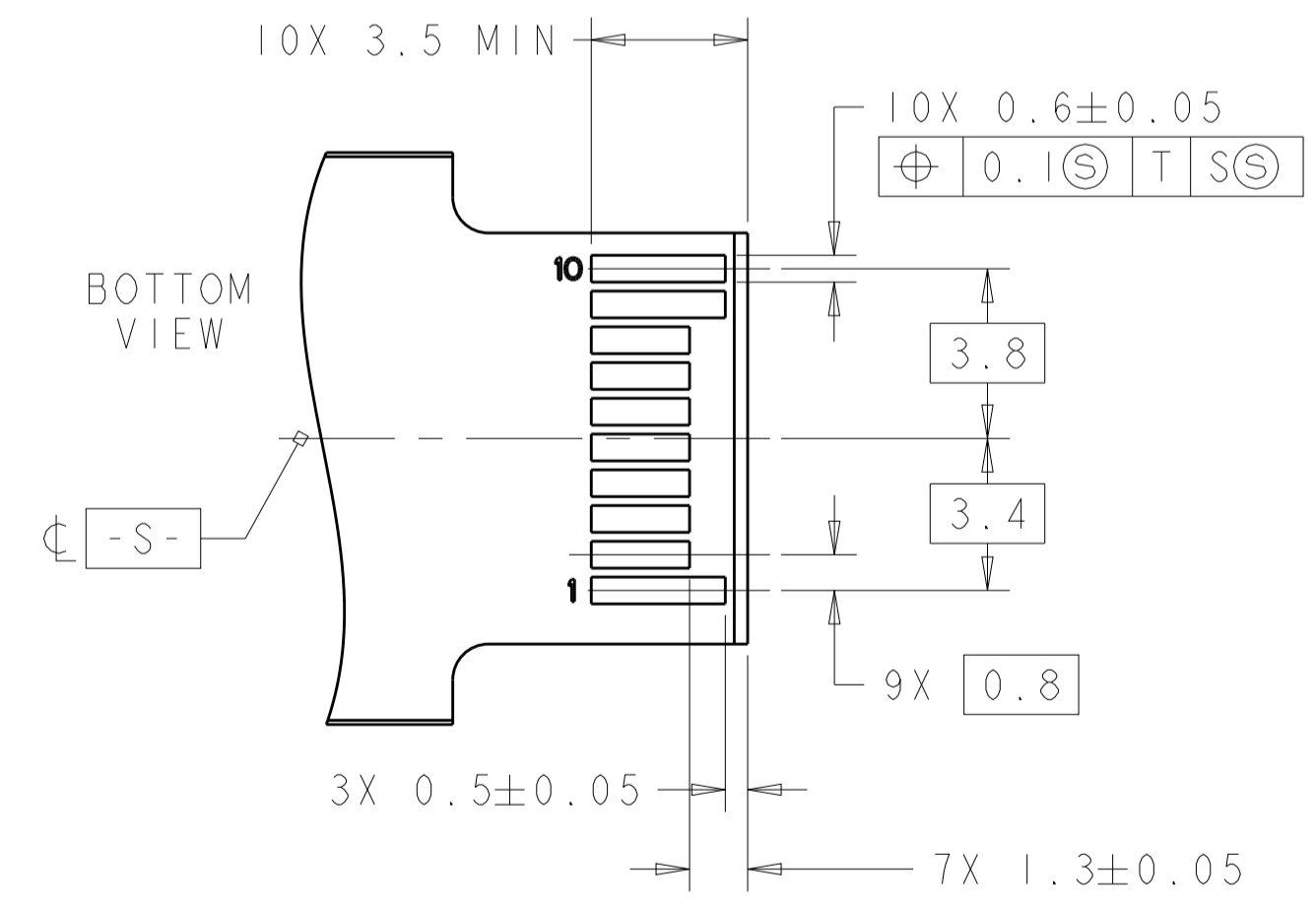
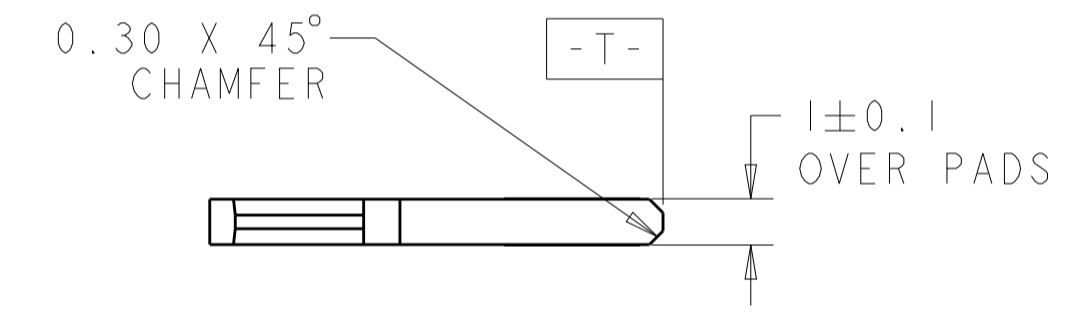
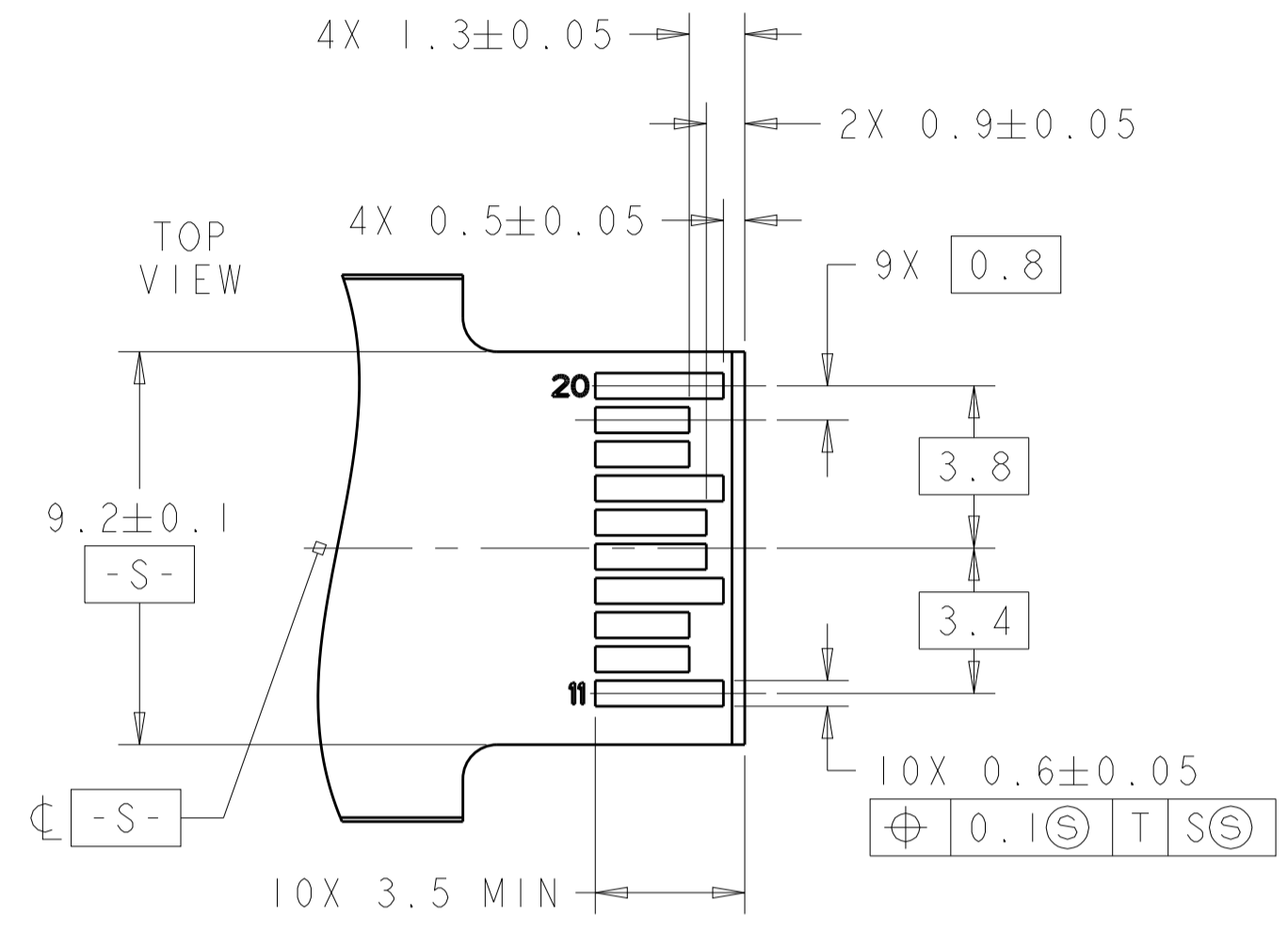


THE HOLE SIZE IS RECOMMENDED ON THE
 PAGE 4 (TOP OF FIGURE2 FOR CONNECTOR)
 OF THE TE DOCUMENT 114-13103
 $\varnothing 0.08 \text{ (M)} | D \text{ (S)} | E \text{ (S)}$
 40X4 HOLES

DETAIL A
 SCALE 15:1

THIS DRAWING IS A CONTROLLED DOCUMENT.		OWN R. HENRY	11APR03	TE Connectivity
DIMENSIONS:		CHK J. KOPPENHEFFER	23JAN04	
mm	TOLERANCES UNLESS OTHERWISE SPECIFIED:	APV M. WALMSLEY	23JAN04	NAME CAGE AND PT CONNECTOR ASSEMBLY, 2x4, PRESS FIT, LOW PROFILE, SFP
\varnothing	0 PLC ±	PRODUCT SPEC	108-2161	
\pm	2 PLC ±0.1	APPLICATION SPEC	114-13103	
\pm	4 PLC ±	WEIGHT		
MATERIAL	FINISH	WEIGHT	114-13103	SIZE CAGE CODE DRAWING NO A100779C=1658629
CUSTOMER DRAWING		SCALE	4:1	SHEET 2 OF 3
		REV	F	

LOC		DIST		REVISIONS			
ES	00	P	LTN	DESCRIPTION	DATE	DMN	APVD
		-		SEE SHEET 1	-	-	-



RECOMMENDED LAYOUT FOR
 MATING TRANSCEIVER PCB
 SCALE 6:1

THIS DRAWING IS A CONTROLLED DOCUMENT.		DMN R. HENRY	17APR03		TE Connectivity
DIMENSIONS: mm		CHK J. KOPPENHEFFER	23JAN04		NAME CAGE AND PT CONNECTOR ASSEMBLY, 2x4, PRESS FIT, LOW PROFILE, SFP
TOLERANCES UNLESS OTHERWISE SPECIFIED:		APVD M. WALMSLEY	23JAN04	PRODUCT SPEC	
0 PLC ±		108-2161		APPLICATION SPEC	
1 PLC ±0.1		114-13103		RESTRICTED TO	
2 PLC ±		WEIGHT		SIZE CAGE CODE DRAWING NO	
3 PLC ±		CUSTOMER DRAWING		A100779C=1658629	
4 PLC ±		SCALE 1:1		SHEET 3 OF 3	
ANGLES ±		REV F			
FINISH					