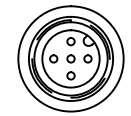
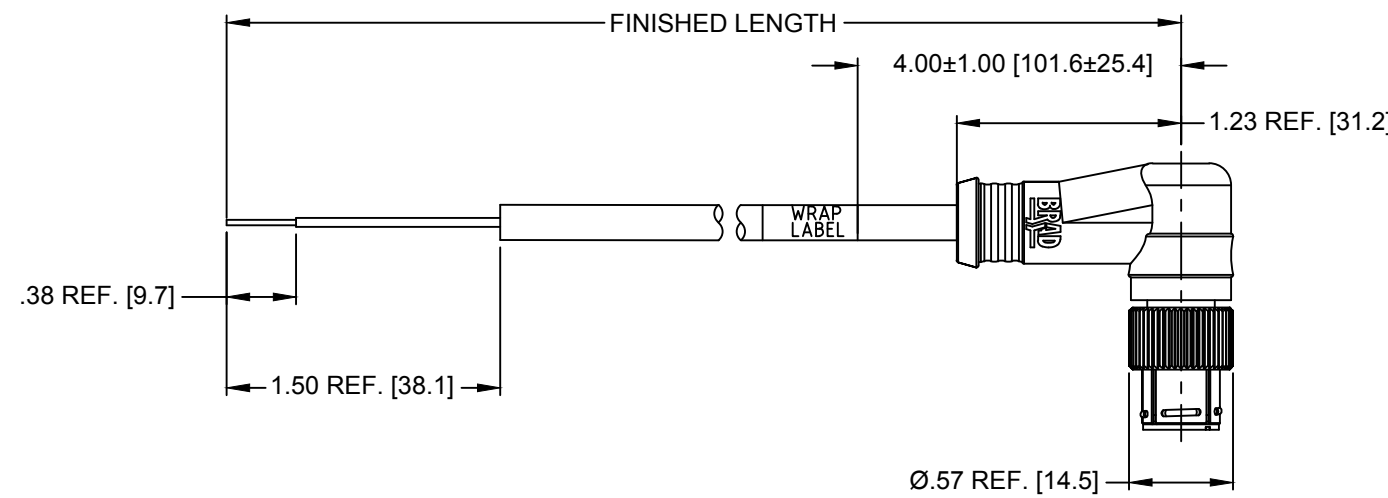
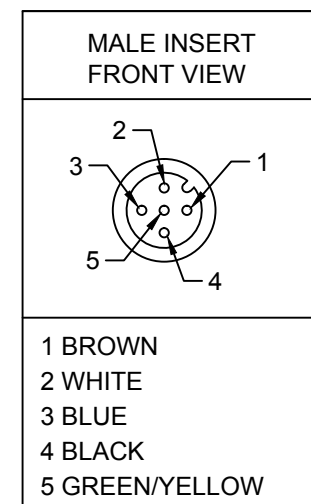


MATERIAL NUMBER	ENGINEERING NUMBER	FINISHED LENGTH
1211930007	T05007B30M003	0.3 M +1.9 CM/-0 [1.0' +0.75"/-0]
1211930008	T05007B30M010	1.0 M +5.6 CM/-0 [3.3' +2.19"/-0]



T05007B30M020

WIRE TYPE
0.34mm² [22 AWG] BLACK

CABLE LENGTH
M003----0.3 METER
M020----2 METER
M100----10 METER

MECHANICAL
CONTACT : GOLD/NICKEL OVER COPPER ALLOY
INSERT : BLACK NYLON
COUPLING NUT: NICKEL PLATED COPPER ALLOY
MOLDED BODY: BLACK TPE
CABLE: 0.34mm² [22 AWG] 5 CONDUCTORS BLACK JACKET
WRAP LABEL: MYLAR YELLOW WITH BLACK LETTERS

ELECTRICAL
VOLTAGE RATING: 250V AC/DC
AMPERAGE: 4A

ENVIRONMENTAL
PROTECTION: IP67

OPERATION TEMP: -20°C~80°C

THE RECOMMENDED FEMALE CONNECTOR SHOULD HAVE NICKEL PLATING ON THE FEMALE THREADS

INITIAL RELEASE EC NO: IPG2014-1611 DRWN: KJOZWIK 2014/04/25 CHKD: VOU APPR: BWOODMAN2014/05/09	DESCRIPTION REV	QUALITY SYMBOLS	GENERAL TOLERANCES (UNLESS SPECIFIED)	DIMENSION STYLE INCH [MM]	SCALE 1:1	DESIGN UNITS INCH	THIRD ANGLE PROJECTION																											
		$\nabla=0$ $\nabla C=0$	<table border="1"> <thead> <tr> <th></th> <th>mm</th> <th>INCH</th> </tr> </thead> <tbody> <tr> <td>4 PLACES</td> <td>±---</td> <td>±---</td> </tr> <tr> <td>3 PLACES</td> <td>±---</td> <td>±---</td> </tr> <tr> <td>2 PLACES</td> <td>±---</td> <td>±---</td> </tr> <tr> <td>1 PLACE</td> <td>±---</td> <td>±---</td> </tr> </tbody> </table>		mm	INCH	4 PLACES	±---	±---	3 PLACES	±---	±---	2 PLACES	±---	±---	1 PLACE	±---	±---	<table border="1"> <thead> <tr> <th>DRAWN BY</th> <th>DATE</th> </tr> </thead> <tbody> <tr> <td>KJOZWIK</td> <td>2014/02/13</td> </tr> <tr> <th>CHECKED BY</th> <th>DATE</th> </tr> <tr> <td>VOU</td> <td>2014/04/25</td> </tr> <tr> <th>APPROVED BY</th> <th>DATE</th> </tr> <tr> <td>BWOODMAN</td> <td>2014/05/09</td> </tr> </tbody> </table>	DRAWN BY	DATE	KJOZWIK	2014/02/13	CHECKED BY	DATE	VOU	2014/04/25	APPROVED BY	DATE	BWOODMAN	2014/05/09	TITLE MIC 5P PUSHLOCK 90 DEGREE BLACK TPU		
			mm	INCH																														
		4 PLACES	±---	±---																														
3 PLACES	±---	±---																																
2 PLACES	±---	±---																																
1 PLACE	±---	±---																																
DRAWN BY	DATE																																	
KJOZWIK	2014/02/13																																	
CHECKED BY	DATE																																	
VOU	2014/04/25																																	
APPROVED BY	DATE																																	
BWOODMAN	2014/05/09																																	
DRAFT WHERE APPLICABLE MUST REMAIN WITHIN DIMENSIONS		ANGULAR ±.5°	MATERIAL NO. SEE CHART	MOLEX INCORPORATED	DOCUMENT NO. SD-121193-002	SHEET NO. 1 OF 1																												
THIS DRAWING CONTAINS INFORMATION THAT IS PROPRIETARY TO MOLEX INCORPORATED AND SHOULD NOT BE USED WITHOUT WRITTEN PERMISSION																																		