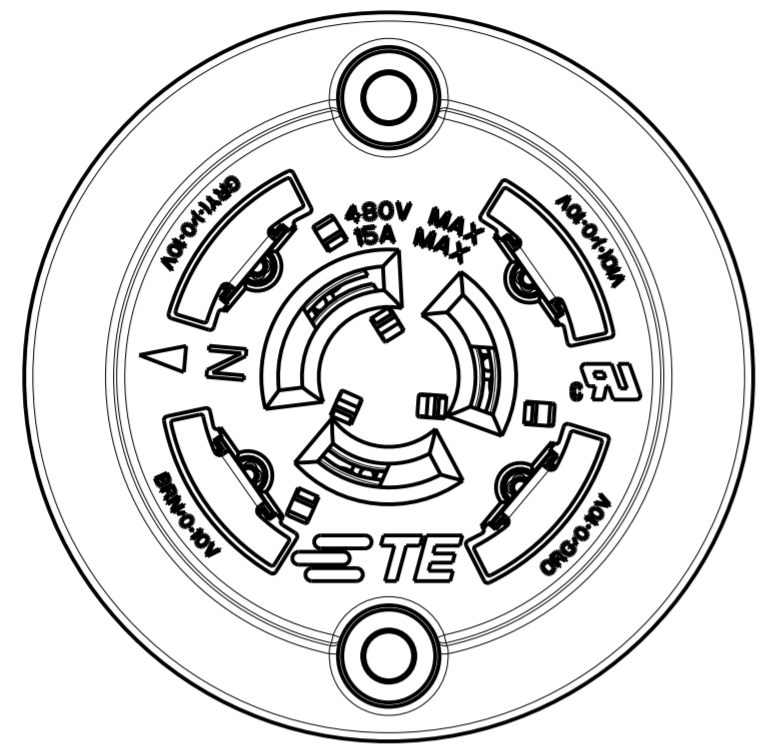
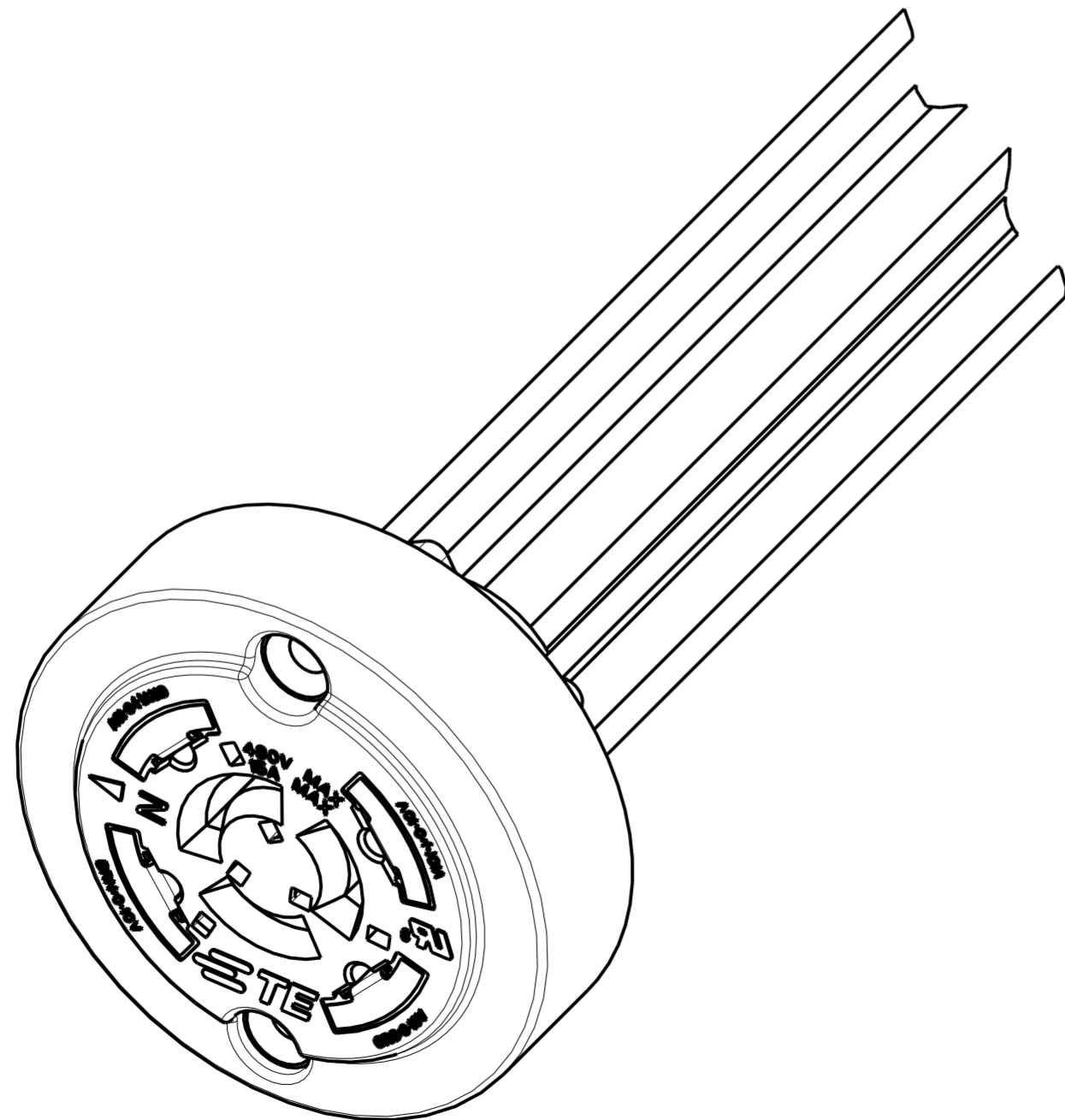


THIS DRAWING IS UNPUBLISHED. RELEASED FOR PUBLICATION 20
 © COPYRIGHT 20 BY - ALL RIGHTS RESERVED.

LOC		DIST		REVISIONS			
P	LTR	DESCRIPTION	DATE	DWN	APVD		
-	-	A	REVISED PER ECR-14-009894	08AUG2014	RS	DD	



SEE SHEET 2 FOR WIRING COLOR CODE



NOTES:

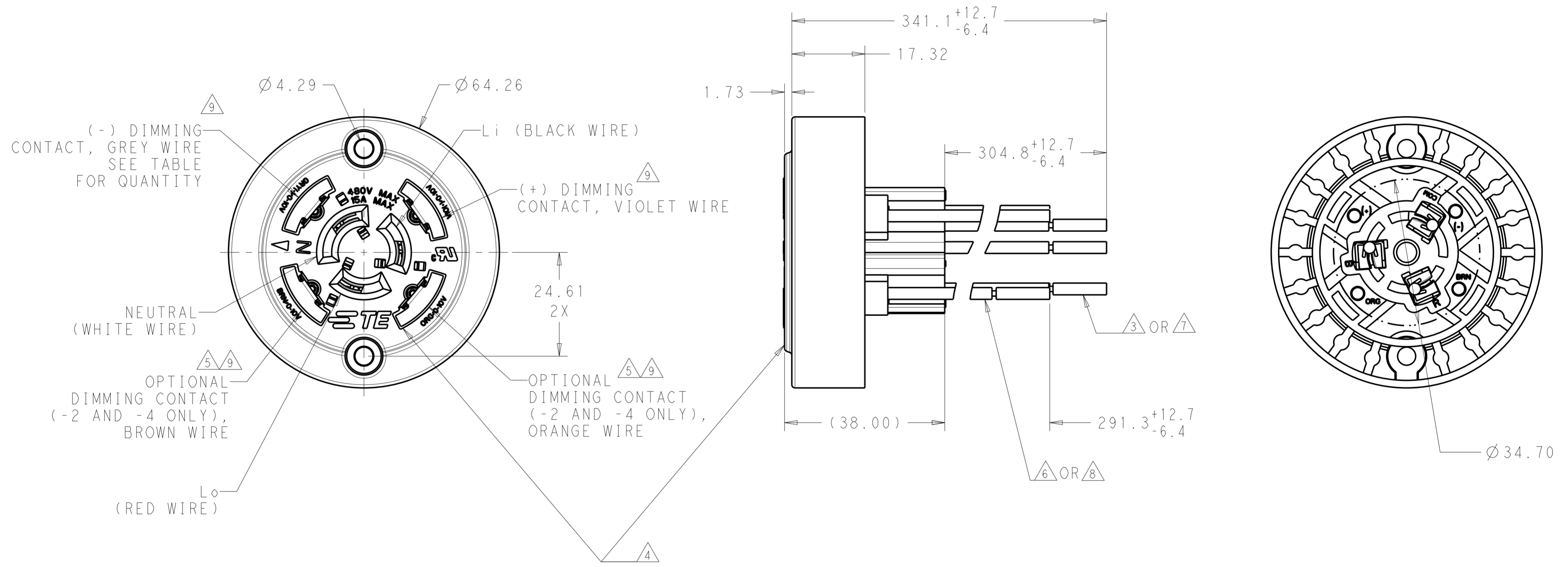
1. MATERIALS:
 HOUSING: GLASS-FILLED THERMOPLASTIC, UL 94V-0 RATED
 DIMMING CONTACTS (2 OR 4) AND LINE VOLTAGE CONTACTS (3):
 COPPER ALLOY
2. FINISH:
 DIMMING CONTACTS (2 OR 4): NICKEL UNDERPLATE ENTIRE CONTACT 0.127 μm MIN THICK. GOLD PLATE CONTACT PAD AREA (MATING FACE SIDE ONLY) 0.76 μm MIN THICK. MATTE TIN PLATE TAB ON BOTH SIDES 0.30 μm MIN THICK.
 LINE VOLTAGE CONTACTS (3): TIN PLATE.
3. LINE VOLTAGE CONDUCTORS (3):
 14 AWG, 600V, 150°C RATED, COPPER 41/30 STRANDED PER UL STYLE AWM 3321.
4. MATING INTERFACE PER ANSI C136.41-2013.
5. OPTIONAL DIMMING CONTACTS (2) SUPPLIED WITH -2 AND -4 ONLY.
6. DIMMING CONDUCTORS (2 OR 4):
 18 AWG, 600V, 150°C RATED, 16/30 STRANDED, PER UL STYLE AWM 3321.
7. LINE VOLTAGE CONDUCTORS (3):
 14 AWG, 600V, 105°C RATED, COPPER 41/30 STRANDED. PER UL STYLE AWM 1015.
8. DIMMING CONDUCTORS (2 OR 4):
 18 AWG, 600V, 105°C RATED, COPPER 16/30 STRANDED. PER UL STYLE AWM 1015.
9. LUBRICATION: GOLD PLATED CONTACT PAD SURFACES OF DIMMING CONTACTS ARE LUBRICATED WITH A TRANSPARENT (NON-VISIBLE) LUBRICANT TO IMPROVE DURABILITY AND PERFORMANCE. AVOID CONTACT WITH THESE SURFACES WHICH MAY RESULT IN REMOVAL OF LUBRICANT.

7 AND 8	4 5	2213362-4
7 AND 8	2	2213362-3
3 AND 6	4 5	2213362-2
3 AND 6	2	2213362-1
WIRE STYLE	QUANTITY OF DIMMING CONTACTS	PART NO.

THIS DRAWING IS A CONTROLLED DOCUMENT.		DWN J. SHAFFER 26 JUN 2013	TE Connectivity															
DIMENSIONS: mm		CHK E. HOWARD 26 JUN 2013																
TOLERANCES UNLESS OTHERWISE SPECIFIED:		APVD E. HOWARD 26 JUN 2013	NAME RECEPTACLE ASSEMBLY, DIMMABLE PHOTOCONTROL															
<table border="0"> <tr><td>0 PLC</td><td>±</td></tr> <tr><td>1 PLC</td><td>±</td></tr> <tr><td>2 PLC</td><td>±0.13</td></tr> <tr><td>3 PLC</td><td>±</td></tr> <tr><td>4 PLC</td><td>±</td></tr> <tr><td>ANGLES</td><td>±</td></tr> <tr><td>FINISH</td><td>±</td></tr> </table>		0 PLC	±	1 PLC	±	2 PLC	±0.13	3 PLC	±	4 PLC	±	ANGLES	±	FINISH	±	PRODUCT SPEC 108-32059	SIZE A2	
0 PLC	±																	
1 PLC	±																	
2 PLC	±0.13																	
3 PLC	±																	
4 PLC	±																	
ANGLES	±																	
FINISH	±																	
MATERIAL		APPLICATION SPEC 114-32115	CAGE CODE 00779	DRAWING NO C-2213362														
		WEIGHT	RESTRICTED TO															
		Customer Drawing	SCALE 1:1	SHEET 1 OF 2 REV A														

THIS DRAWING IS UNPUBLISHED. RELEASED FOR PUBLICATION 20
 © COPYRIGHT 20 BY - ALL RIGHTS RESERVED.

LOC		DIST		REVISIONS			
P	LTR	DESCRIPTION	DATE	DWN	APVD		
-	-	SEE SHEET 1	-	-	-		



THIS DRAWING IS A CONTROLLED DOCUMENT.		DWN J. SHAFFER 26 JUN 2013	TE Connectivity	
DIMENSIONS: mm		CHK E. HOWARD 26 JUN 2013		
TOLERANCES UNLESS OTHERWISE SPECIFIED:		APVD E. HOWARD 26 JUN 2013	NAME RECEPTACLE ASSEMBLY, DIMMABLE PHOTOCONTROL	
0 PLC ± 1 PLC ± 2 PLC ±0.13 3 PLC ± 4 PLC ± ANGLES ± FINISH		PRODUCT SPEC 108-32059	SIZE A2	CAGE CODE 00779
MATERIAL		APPLICATION SPEC 114-32115	DRAWING NO C-2213362	RESTRICTED TO
		WEIGHT	SCALE 1:1	SHEET 2 OF 2
		Customer Drawing	REV A	