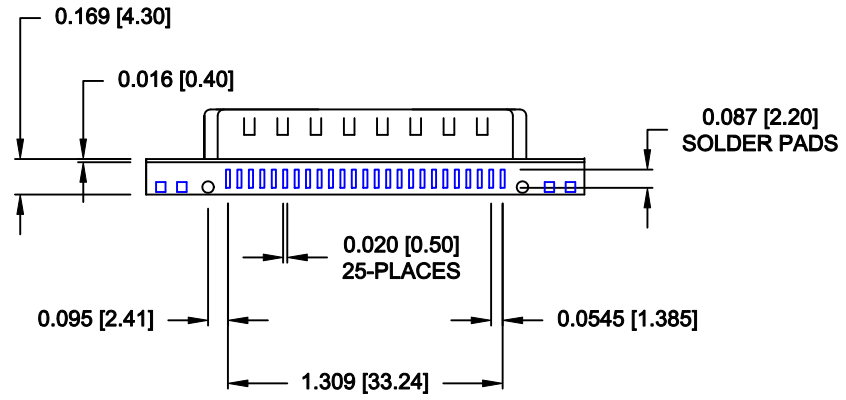
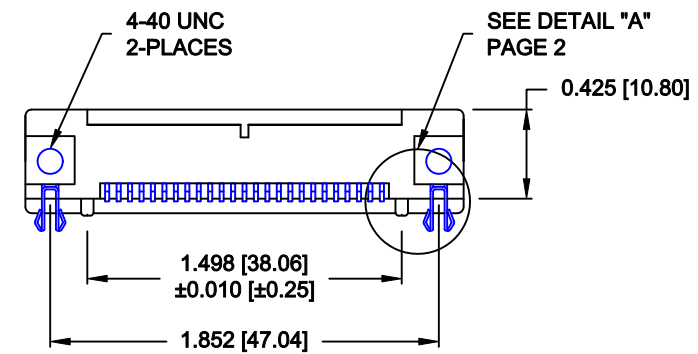
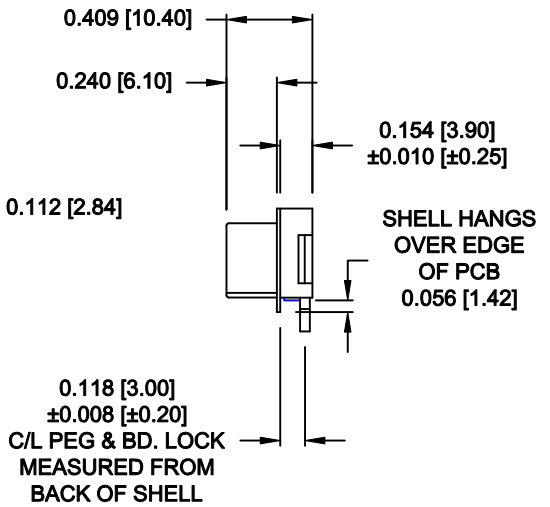
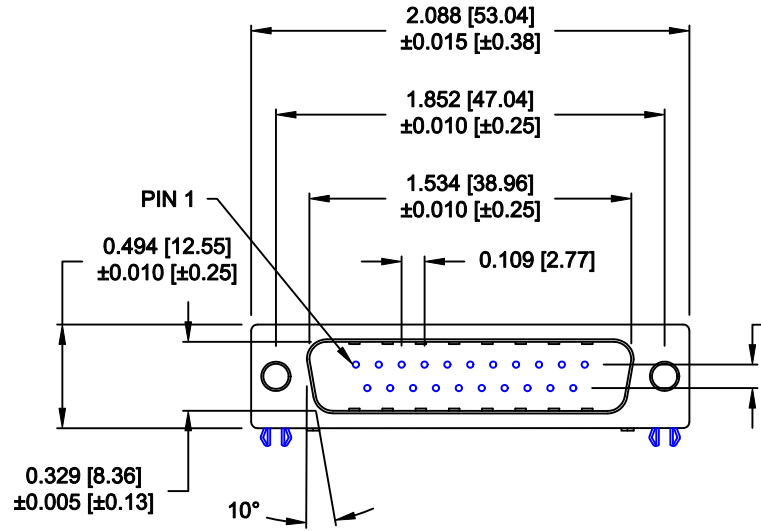


DESCRIPTION: 25 POS - MALE - SURFACE MOUNT

**MATERIAL/FINISH:**

- SHELL: STEEL, NICKEL PLATED
- BRACKET: BRASS, NICKEL PLATED
- INSULATOR: NYLON 6T-UL 94V-0, BLACK, (TEMP. RESISTANCE 250° C FOR 60 SEC.)
- INSULATOR: PATONE #322C, COLOR = Pc99
- CONTACT: PHOSPHOR BRONZE, TIN PLATED
- GOLD FLASH - MATING AREA
- TIN - TERMINATING AREA



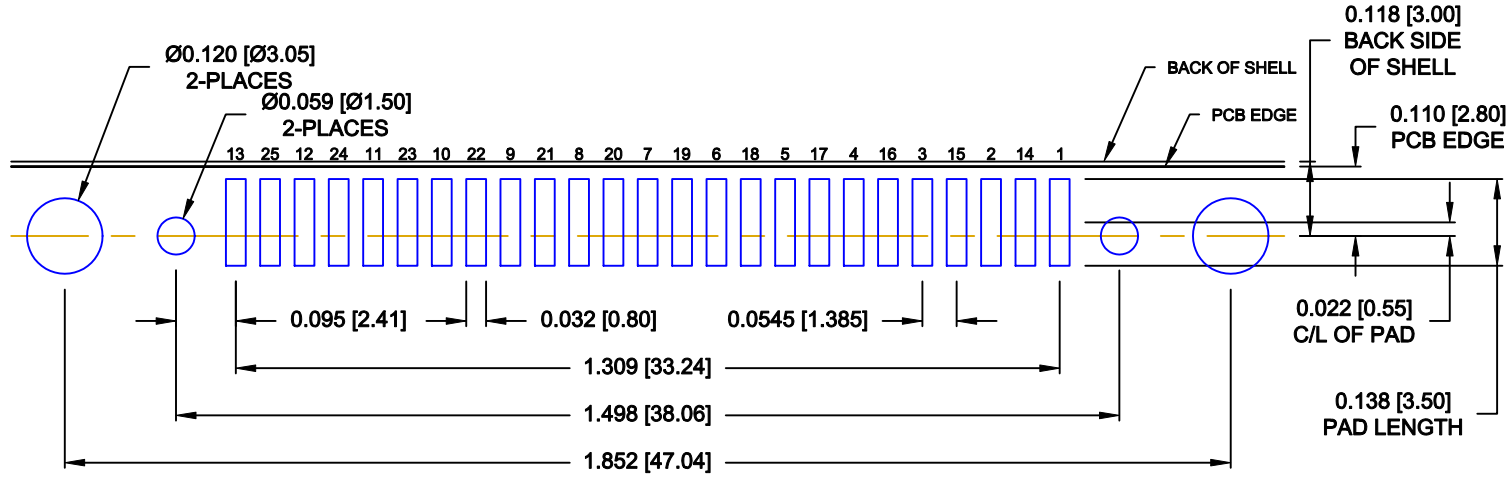
**ELECTRICAL:**

- RATED CURRENT: 5 AMPS
- RATED VOLTAGE: 300VDC
- WITHSTANDING VOLTAGE: 500VAC (rms) FOR 1 Min.
- INSULATION RESISTANCE: > 1,000mOhms AT 500VDC
- CONTACT RESISTANCE: 13mOhms Max.
- DIELECTRIC STRENGTH: 1,000VAC FOR 1 MINUTE
- OPERATING TEMPERATURE: -55° ~ +105° C

DO NOT SCALE FROM DRAWING

	THESE DRAWINGS AND SPECIFICATIONS ARE THE PROPERTY OF NorComp AND SHALL NOT BE REPRODUCED, COPIED OR USED AS THE BASIS FOR THE MANUFACTURE OR SALE OF APPARATUS WITHOUT WRITTEN PERMISSION.		DRAWN: <b>C. SMITH</b>	DATE: <b>04-14-09</b>
			CHECKED:	DATE:
<h1>NorComp</h1>		SCALE: <b>1.5 : 1</b>	SHEET <b>1</b> OF <b>2</b>	REV <b>9</b>
		DWG NO. <b>190-025-163R001</b>		

RoHS COMPLIANT

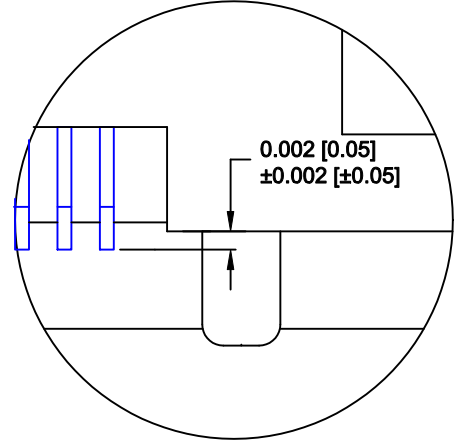


**RECOMMENDED PCB LAYOUT**

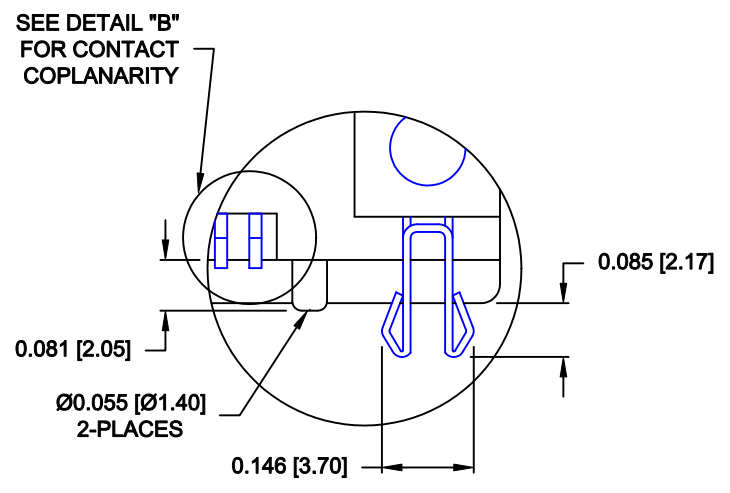
SCALE = 3 : 1

**CONTACT ARRANGEMENT**

13 25 12 24 11 23 10 22 9 21 8 20 7 19 6 18 5 17 4 16 3 15 2 14 1

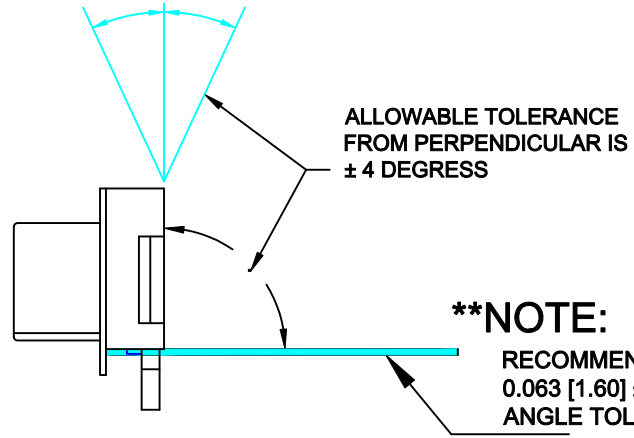


**DETAIL "B"**  
CONTACT COPLANARITY



**DETAIL "A"**

SCALE = 3 : 1



**DO NOT SCALE FROM DRAWING**

	THESE DRAWINGS AND SPECIFICATIONS ARE THE PROPERTY OF NorComp AND SHALL NOT BE REPRODUCED, COPIED OR USED AS THE BASIS FOR THE MANUFACTURE OR SALE OF APPARATUS WITHOUT WRITTEN PERMISSION.		DRAWN: <b>C. SMITH</b>	DATE: <b>04-14-09</b>
			CHECKED:	DATE:
<h1>NorComp</h1>		SCALE: <b>AS NOTED</b>	SHEET <b>2</b> OF <b>2</b>	REV <b>9</b>
		DWG NO. <b>190-025-163R001</b>		