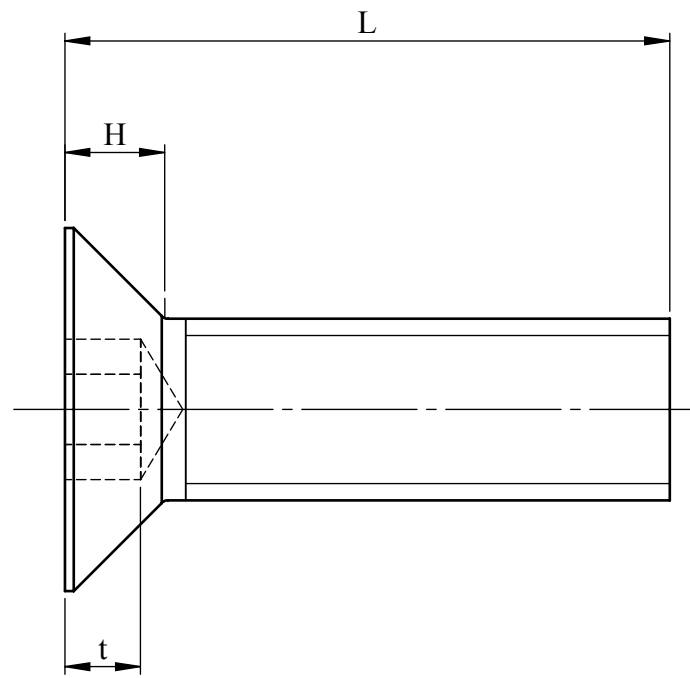
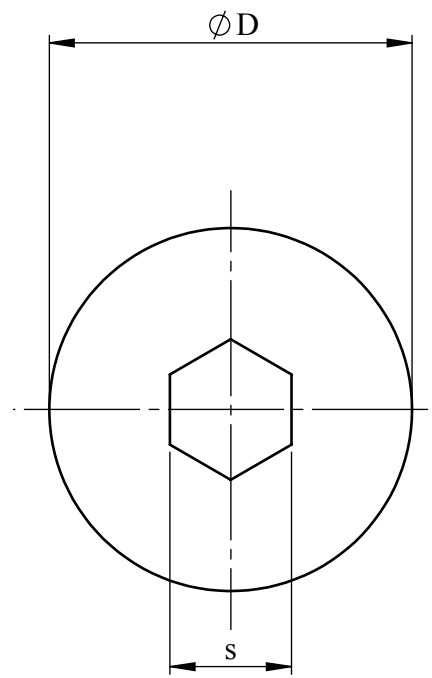


DEBUR AND BREAK SHARP EDGES

DO NOT SCALE DRAWING

REVISION



THREAD	KIT QTY	L	D	H	s	t
M3	50	8	6	1.7	2	1.2
M3	50	10	6	1.7	2	1.2
M3	50	12	6	1.7	2	1.2
M4	25	8	8	2.3	2.5	1.8
M4	20	10	8	2.3	2.5	1.8
M4	20	12	8	2.3	2.5	1.8
M4	20	16	8	2.3	2.5	1.8
M5	15	10	10	2.8	3	2.3
M5	15	12	10	2.8	3	2.3
M5	15	16	10	2.8	3	2.3
M5	15	20	10	2.8	3	2.3
M6	20	12	12	3.3	4	2.5
M6	20	16	12	3.3	4	2.5
M6	20	20	12	3.3	4	2.5
M6	20	25	12	3.3	4	2.5
M8	15	12	16	4.4	5	3.5
M8	15	16	16	4.4	5	3.5
M8	15	20	16	4.4	5	3.5
M8	15	25	16	4.4	5	3.5
M8	15	30	16	4.4	5	3.5

A DRAWN 06/07/15

NOTES

DIN 7991



DESIGN RIGHT. TR FASTENINGS LTD, 2003
 UNDER NO CIRCUMSTANCES MUST THIS
 DRAWING BE COPIED OR DISCLOSED,
 WITHOUT FIRST OBTAINING WRITTEN
 AUTHORITY.

UNLESS OTHERWISE SPECIFIED:
 DIMENSIONS ARE IN MILLIMETERS
 SURFACE FINISH:
 TOLERANCES:

ISO 2768 m

NAME	DATE
DRAWN MARTIN ELLIOTT	06/07/15
CHK'D	
APPVD	

CUSTOMER PART No

MATERIAL:

STEEL

HEAT TREATMENT

GRADE 10.9

FINISH:

ZINC PLATED

TITLE:

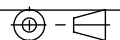
HEXAGON SOCKET
 C'SK SCREW KIT

DWG NO.

TRFAKIT0007

A3

PROJECTION



SHEET 1 OF 1