THIS DRAWING IS UNPUBLISHED. RELEASED FOR PUBLICATION -,- .
© COPYRIGHT - By - ALL RIGHTS RESERVED.

LOC	DIST
AD	00

REVISIONS

P	LTR	DESCRIPTION	DATE	DWN	APVD
	G	REVISED PER ECO-14-000066	30JUN2014	NK	MM

1 ASSEMBLY MAY BE BROKEN TO THE DESIRED NUMBER OF POSITIONS

2 TRUE POSITION TOLERANCE OF THE POST TIPS APPLIES WHEN THE HEADER IS HELD FLAT AGAINST THE PRINTED CIRCUIT BOARD

3 THE NOTED DIMENSIONS APPLY AT THE INTERSECTION OF THE POST AND HOUSING

4 PLATING: 0.000381 [.000015] GOLD ON CONTACT AREA, .00254-0.00508 [.0000100-.0000200] MATTE TIN-LEAD ON SOLDER TAIL, ALL OVER 0.00127 [.000050] NICKEL.

5 HOUSING: LCP, COLOR-BLACK.
POST: COPPER ALLOY

6 PLATING: 0.000381 [.000015] GOLD ON CONTACT AREA, .00254-0.00508 [.0000100-.0000200] MATTE TIN ON SOLDER TAIL, ALL OVER 0.00127 [.000050] NICKEL.

7 OBSOLETE PARTS: OBSOLETE CIS STREAMLINING PER D.RENAUD/D.SINISI

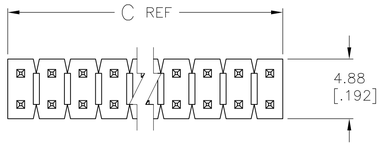

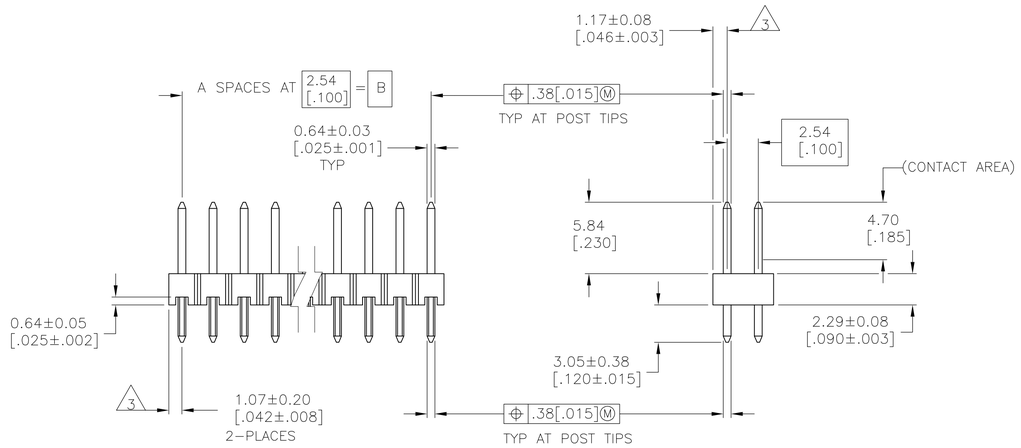

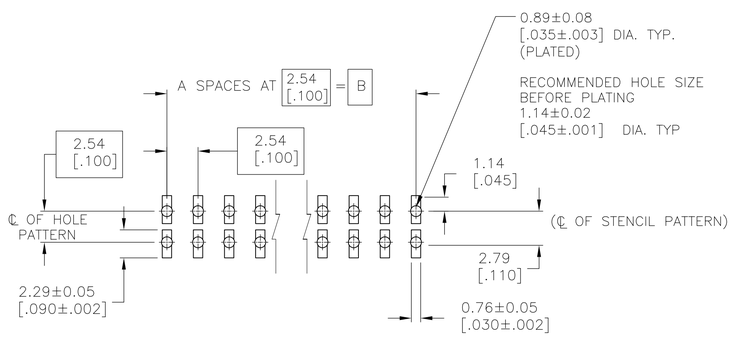

RECOMMENDED PC BOARD MOUNTING DIMENSIONS
FOR .063 [1.60] THICK PC BOARD AND
.012 [.305] STENCIL THICK

	6	101.19 [3.984]	99.06 [3.900]	39	80	9-146256-0
7	6	98.65 [3.884]	96.52 [3.800]	38	78	~~8-146256-9~~
7	6	96.11 [3.784]	93.98 [3.700]	37	76	~~8-146256-8~~
7	6	93.57 [3.684]	91.44 [3.600]	36	74	~~8-146256-7~~
7	6	91.03 [3.584]	88.90 [3.500]	35	72	~~8-146256-6~~
7	6	88.49 [3.484]	86.36 [3.400]	34	70	~~8-146256-5~~
7	6	85.95 [3.384]	83.82 [3.300]	33	68	~~8-146256-4~~
7	6	83.41 [3.284]	81.28 [3.200]	32	66	~~8-146256-3~~
	6	80.87 [3.184]	78.74 [3.100]	31	64	8-146256-2
7	6	78.33 [3.084]	76.20 [3.000]	30	62	~~8-146256-1~~
	6	75.79 [2.984]	73.66 [2.900]	29	60	8-146256-0
7	6	73.25 [2.884]	71.12 [2.800]	28	58	~~7-146256-9~~
7	6	70.71 [2.784]	68.58 [2.700]	27	56	~~7-146256-8~~
7	6	68.17 [2.684]	66.04 [2.600]	26	54	~~7-146256-7~~
7	6	65.63 [2.584]	63.5 [2.500]	25	52	~~7-146256-6~~
7	6	63.09 [2.484]	60.96 [2.400]	24	50	~~7-146256-5~~
7	6	60.55 [2.384]	58.42 [2.300]	23	48	~~7-146256-4~~
7	6	58.01 [2.284]	55.88 [2.200]	22	46	~~7-146256-3~~
7	6	55.47 [2.184]	53.34 [2.100]	21	44	~~7-146256-2~~
7	6	52.93 [2.084]	50.80 [2.000]	20	42	~~7-146256-1~~
	6	50.39 [1.984]	48.26 [1.900]	19	40	7-146256-0
7	6	47.85 [1.884]	45.72 [1.800]	18	38	~~6-146256-9~~
7	6	45.31 [1.784]	43.18 [1.700]	17	36	~~6-146256-8~~
	6	42.77 [1.684]	40.64 [1.600]	16	34	6-146256-7
7	6	40.23 [1.584]	38.10 [1.500]	15	32	~~6-146256-6~~
	6	37.69 [1.484]	35.56 [1.400]	14	30	6-146256-5
7	6	35.15 [1.384]	33.02 [1.300]	13	28	~~6-146256-4~~
	6	32.61 [1.284]	30.48 [1.200]	12	26	6-146256-3
	6	30.07 [1.184]	27.94 [1.100]	11	24	6-146256-2
7	6	27.53 [1.084]	25.40 [1.000]	10	22	~~6-146256-1~~
	6	24.99 [.984]	22.86 [.900]	9	20	6-146256-0
	6	22.45 [.884]	20.32 [.800]	8	18	5-146256-9
	6	19.91 [.784]	17.78 [.700]	7	16	5-146256-8
	6	17.37 [.684]	15.24 [.600]	6	14	5-146256-7
	6	14.83 [.584]	12.70 [.500]	5	12	5-146256-6
	6	12.29 [.484]	10.16 [.400]	4	10	5-146256-5
	6	9.75 [.384]	7.62 [.300]	3	8	5-146256-4
	6	7.21 [.284]	5.08 [.200]	2	6	5-146256-3
	6	4.67 [.184]	2.54 [.100]	1	4	5-146256-2
	6	2.13 [.084]	- [-]	0	2	5-146256-1
PLATING	C	B	A	NO. OF POSITIONS	PART NUMBER	

	4	101.19 [3.984]	99.06 [3.900]	39	80	4-146256-0
7	4	98.65 [3.884]	96.52 [3.800]	38	78	~~3-146256-9~~
7	4	96.11 [3.784]	93.98 [3.700]	37	76	~~3-146256-8~~
7	4	93.57 [3.684]	91.44 [3.600]	36	74	~~3-146256-7~~
7	4	91.03 [3.584]	88.90 [3.500]	35	72	~~3-146256-6~~
7	4	88.49 [3.484]	86.36 [3.400]	34	70	~~3-146256-5~~
7	4	85.95 [3.384]	83.82 [3.300]	33	68	~~3-146256-4~~
7	4	83.41 [3.284]	81.28 [3.200]	32	66	~~3-146256-3~~
7	4	80.87 [3.184]	78.74 [3.100]	31	64	~~3-146256-2~~
7	4	78.33 [3.084]	76.20 [3.000]	30	62	~~3-146256-1~~
7	4	75.79 [2.984]	73.66 [2.900]	29	60	~~3-146256-0~~
7	4	73.25 [2.884]	71.12 [2.800]	28	58	~~2-146256-9~~
7	4	70.71 [2.784]	68.58 [2.700]	27	56	~~2-146256-8~~
7	4	68.17 [2.684]	66.04 [2.600]	26	54	~~2-146256-7~~
7	4	65.63 [2.584]	63.5 [2.500]	25	52	~~2-146256-6~~
7	4	63.09 [2.484]	60.96 [2.400]	24	50	~~2-146256-5~~
7	4	60.55 [2.384]	58.42 [2.300]	23	48	~~2-146256-4~~
7	4	58.01 [2.284]	55.88 [2.200]	22	46	~~2-146256-3~~
7	4	55.47 [2.184]	53.34 [2.100]	21	44	~~2-146256-2~~
7	4	52.93 [2.084]	50.80 [2.000]	20	42	~~2-146256-1~~
	4	50.39 [1.984]	48.26 [1.900]	19	40	2-146256-0
7	4	47.85 [1.884]	45.72 [1.800]	18	38	~~1-146256-9~~
7	4	45.31 [1.784]	43.18 [1.700]	17	36	~~1-146256-8~~
7	4	42.77 [1.684]	40.64 [1.600]	16	34	~~1-146256-7~~
7	4	40.23 [1.584]	38.10 [1.500]	15	32	~~1-146256-6~~
7	4	37.69 [1.484]	35.56 [1.400]	14	30	~~1-146256-5~~
7	4	35.15 [1.384]	33.02 [1.300]	13	28	~~1-146256-4~~
7	4	32.61 [1.284]	30.48 [1.200]	12	26	~~1-146256-3~~
7	4	30.07 [1.184]	27.94 [1.100]	11	24	~~1-146256-2~~
7	4	27.53 [1.084]	25.40 [1.000]	10	22	~~1-146256-1~~
	4	24.99 [.984]	22.86 [.900]	9	20	1-146256-0
7	4	22.45 [.884]	20.32 [.800]	8	18	~~146256-9~~
7	4	19.91 [.784]	17.78 [.700]	7	16	~~146256-8~~
7	4	17.37 [.684]	15.24 [.600]	6	14	~~146256-7~~
	4	14.83 [.584]	12.70 [.500]	5	12	146256-6
	4	12.29 [.484]	10.16 [.400]	4	10	146256-5
7	4	9.75 [.384]	7.62 [.300]	3	8	~~146256-4~~
	4	7.21 [.284]	5.08 [.200]	2	6	146256-3
	4	4.67 [.184]	2.54 [.100]	1	4	146256-2
7	4	2.13 [.084]	- [-]	0	2	~~146256-1~~
PLATING	C	B	A	NO. OF POSITIONS	PART NUMBER	

THIS DRAWING IS A CONTROLLED DOCUMENT.

DIMENSIONS: mm [INCHES]

TOLERANCES UNLESS OTHERWISE SPECIFIED:
0 PLC ± -
1 PLC ± -
2 PLC ± 0.51[.02]
3 PLC ± 0.127[.005]
4 PLC ± 0.0127[.0005]
ANGLES ± -

MATERIAL 5

FINISH SEE TABLE

DWN T. HOFFMAN 08-05-95
CHK G. DUBNICZKI 24-10-95
APVD G. DUBNICZKI 24-10-95

PRODUCT SPEC —

APPLICATION SPEC —

WEIGHT —

TE Connectivity

NAME HEADER ASSEMBLY, MOD II , BREAKAWAY, DOUBLE ROW, VERTICAL, HIGH TEMPERATURE

SIZE	CAGE CODE	DRAWING NO	RESTRICTED TO
A1	00779	C-146256	—

CUSTOMER DRAWING | SCALE 4:1 | SHEET 1 OF 1 | REV G

4805 (3/11)