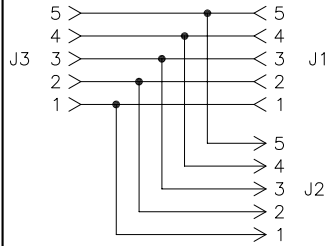
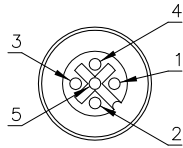
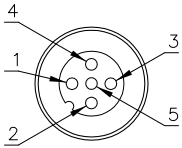


MALE END VIEW

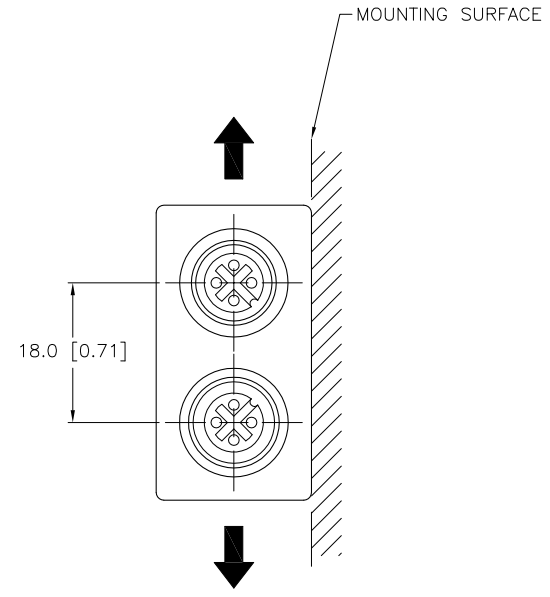
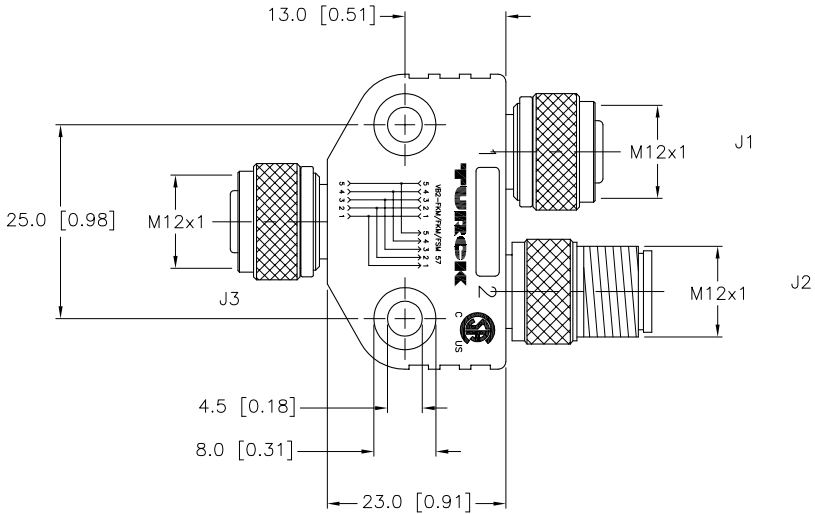
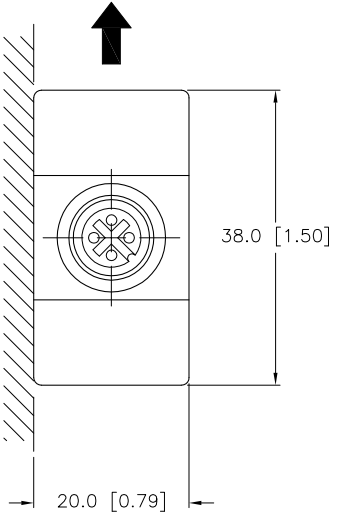
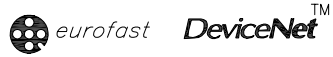
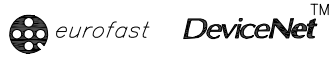
FEMALE END VIEW

WIRING DIAGRAM

SPECIFICATIONS



|                               |                                   |
|-------------------------------|-----------------------------------|
| CONTACT CARRIER MATERIAL      | NYLON OR TPU                      |
| MOLDED HEAD MATERIAL/COLOR    | TPU/BLUE-GRAY                     |
| CONTACT MATERIAL/PLATING      | BRASS/GOLD                        |
| COUPLING NUT MATERIAL/PLATING | BRASS/NICKEL                      |
| RATED CURRENT [A]             | 4.0 A                             |
| RATED VOLTAGE [V]             | 250 V                             |
| TEMPERATURE RATING            | -40°C to +105°C (-40°F to +221°F) |
| PROTECTION CLASS              | MEETS NEMA 1,3,4,6P AND IEC IP67  |
|                               |                                   |
|                               |                                   |



↑ = RIGHT-ANGLED CORDSET DIRECTION

|                   |   |  |  |                    |
|-------------------|---|--|--|--------------------|
| RELATED DOCUMENTS | 3RD ANGLE PROJECTION  | THIS DRAWING IS CONFIDENTIAL AND THE PROPERTY OF TURCK INC. USE OF THIS DOCUMENT WITHOUT WRITTEN PERMISSION IS PROHIBITED. | <b>TURCK INC</b><br>High Technology Sensors and Automation Controls<br>3000 CAMPUS DRIVE<br>MINNEAPOLIS, MN 55441<br>1-800-544-7769<br>(763) 553-7300<br>(763) 553-0708 fax<br>turck.com |                    |
| 1.                |   | DRFT   | CBM  | DATE 01/24/00      |
| 2.                |   | DSGN   | SCALE 1=1.0  | DESCRIPTION        |
| 3.                | ALL DIMENSIONS DISPLAYED ON THIS DRAWING ARE FOR REFERENCE ONLY<br><br>CONTACT TURCK FOR MORE INFORMATION | UNIT OF MEASUREMENT  |  | IDENTIFICATION NO. |
| 4.                |   | MILLIMETER [ INCH ]  |  | REV                |
| MATERIAL          | DO NOT SCALE THIS DRAWING   |  | U0095-5  | F                  |
| FINISH            | FILE: U0095-5   | SHEET 1 OF 1   |  |                    |

|     |  |     |          |         |
|-----|--|-----|----------|---------|
| F   | DRAWING PROCESSED AS PART OF ECO 33971 | CBM | 04/07/11 | 33971   |
| REV | DESCRIPTION                            | BY  | DATE     | ECO NO. |