

4

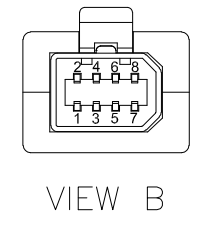
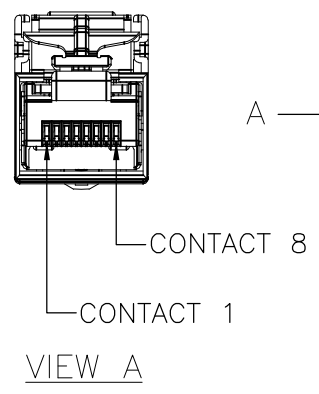
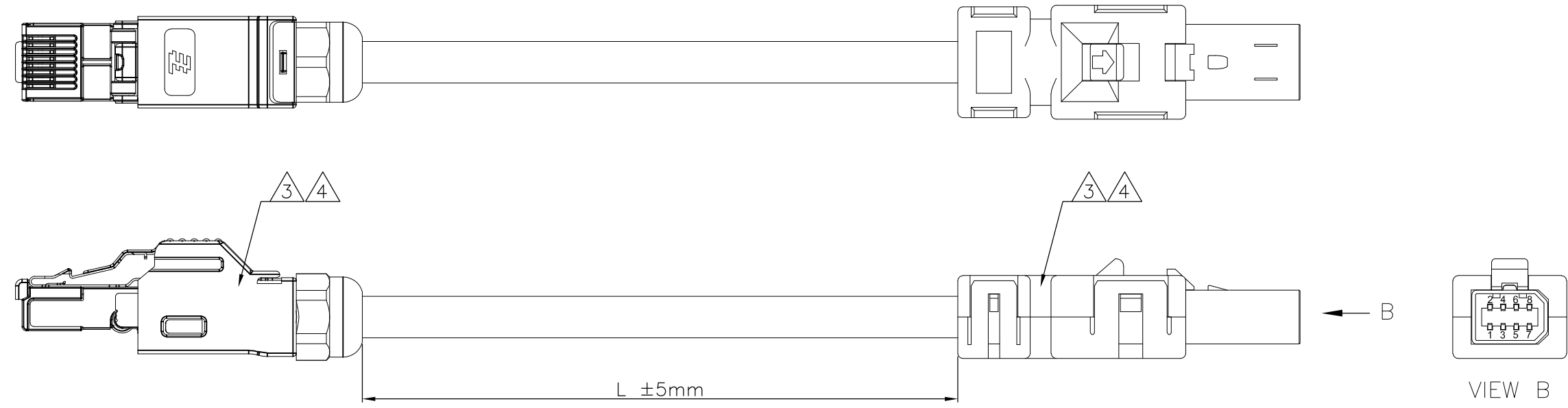
3

2

1

THIS DRAWING IS UNPUBLISHED. RELEASED FOR PUBLICATION
 © COPYRIGHT - By - ALL RIGHTS RESERVED.

LOC	DIST	REVISIONS		
H	-	P	LTR	DESCRIPTION
			A	INITIAL DRAWING
				DATE
				DWN
				APVD
				05FEB2015
				GSK
				BvH



NOTES:

- 1 PACKAGING: ACC. TO TE SPEC. 107-18032
- 2 ELECTRICAL TEST ACCORDING TE SPECIFICATION 108-18857.
SHORT-CIRCUIT AND CONTINUITY TEST AT 500V DC, 0.1s
- 3 KEEP THE DIRECTION OF CONNECTOR TO THE CABLE ON BOTH SIDE THE SAME
- 4 WIRING SCHEMA ACC. TO TIA/EIA-568-B AS SHOWN IN WIRING SCHEDULE

WIRING SCHEDULE 4

CAVITY SIDE A	COLOR	CAVITY SIDE B
1	WH/OG	1
2	OG	2
3	WH/GN	3
4	BU	4
5	WH/BU	5
6	GN	6
7	WH/BN	7
8	BN	8

10	HiFlex MultiPurpose 70°C PUR	2-2205133-6
5	HiFlex MultiPurpose 70°C PUR	2-2205133-5
3	HiFlex MultiPurpose 70°C PUR	2-2205133-4
2	HiFlex MultiPurpose 70°C PUR	2-2205133-3
1	HiFlex MultiPurpose 70°C PUR	2-2205133-2
0.5	HiFlex MultiPurpose 70°C PUR	2-2205133-1
10	HI 125°C TPE	1-2205133-6
5	HI 125°C TPE	1-2205133-5
3	HI 125°C TPE	1-2205133-4
2	HI 125°C TPE	1-2205133-3
1	HI 125°C TPE	1-2205133-2
0.5	HI 125°C TPE	1-2205133-1
10	STD 110°C PVC	2205133-6
5	STD 110°C PVC	2205133-5
3	STD 110°C PVC	2205133-4
2	STD 110°C PVC	2205133-3
1	STD 110°C PVC	2205133-2
0.5	STD 110°C PVC	2205133-1
Length/m	Cable version	TE PN

THIS DRAWING IS A CONTROLLED DOCUMENT.		DWN	05FEB2015	STE TE Connectivity	
		CHK	05FEB2015		
		SATHISH KUMAR .G		NAME	
		B.VELDHOVEN			
		A.VAN ZANDVOORT		CA MINI IO TYPE I IND RJ45	
		APVD 05FEB2015			
DIMENSIONS: mm		PRODUCT SPEC		SIZE	
TOLERANCES UNLESS OTHERWISE SPECIFIED:		108-78955		CAGE CODE	
0 PLC ± -		APPLICATION SPEC		DRAWING NO	
1 PLC ± -		114-5506		RESTRICTED TO	
2 PLC ± -		WEIGHT		A3 00779	
3 PLC ± -		-		G-2205133	
4 PLC ± -		CUSTOMER DRAWING		SCALE	
ANGLES ± 1°				NTS	
MATERIAL				SHEET	
-				1 OF 1	
FINISH				REV	
-				A	

PRODUCT CHARACTERISTIC ACC. OMP EMEA_12
 BESONDERE MERKMALE NACH OMP EMEA_12