

Specifications 规格

Electrical

Current Rating 电流额定值: 3 Amp
 Voltage Rating 电压额定值: 300 V
 Insulation Resistance 绝缘电阻值: 1000 MΩ min.
 Dielectric Withstanding 耐电压: 1700 V AC
 Contact Resistance 接触电阻值: 20 mΩ max.

Material

Insulator Material 绝缘体物料: LCP, UL 94V-0, Natural
 Contact Material 端子物料: Phosphor Bronze
 Solder Tab Material 物料: Brass
 Contact Plating 端子电镀: 70μ" Tin min. over 30μ" min. Nickel
 Solder Tab Plating 焊片电镀: 70μ" Tin min. over 30μ" min. Nickel

Soldering Process 可焊性:

IR Reflow 回流焊: 260°C +0°C/-5°C for 5-10 sec.
 Manual Solder 人工焊接: 350°C for 3 sec.

Environmental

Operating Temperature 工作温度: -55°C to +105°C

Mates with 配套之母座

BJ300

Ordering Grid

BJ301 - 02 - Y - A Request Samples and Quotation

No. of Contacts

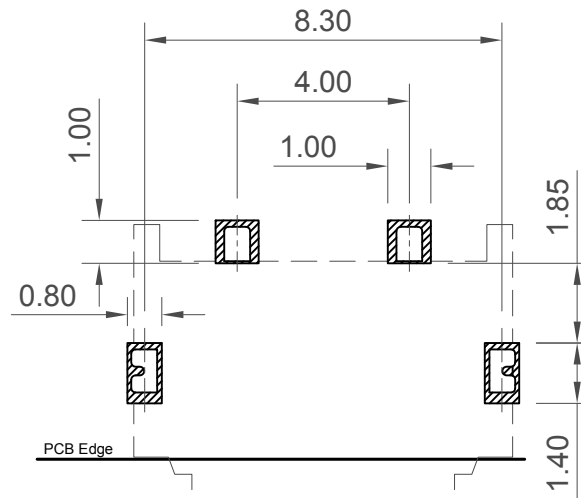
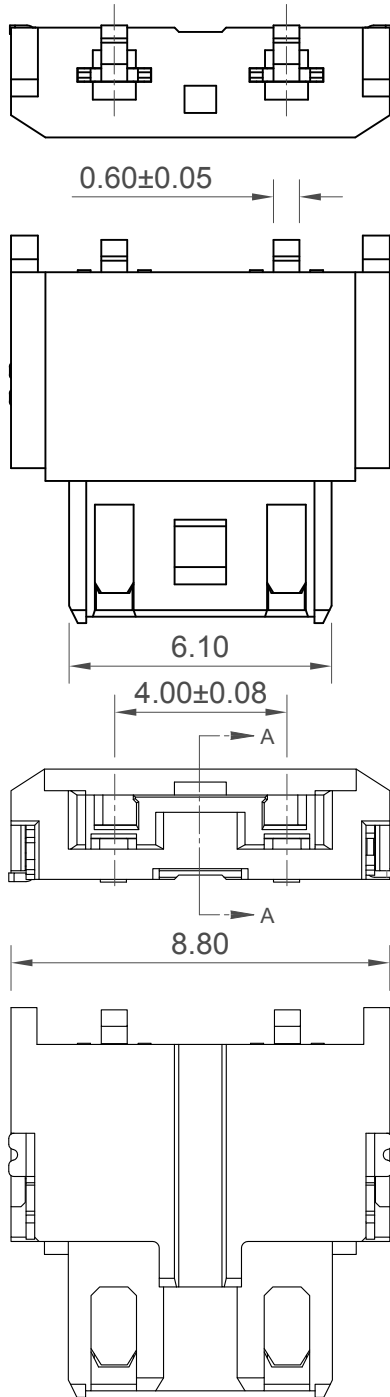
02

Contact Plating

Y = 70μ" Tin

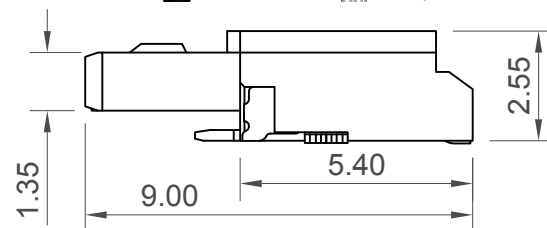
Packing

A = Tape & Reel
 (1800 per reel)

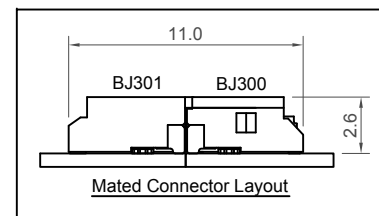


Recommended PCB Layout
 (Tolerance: ±0.05mm)

Solder Area Component Outline

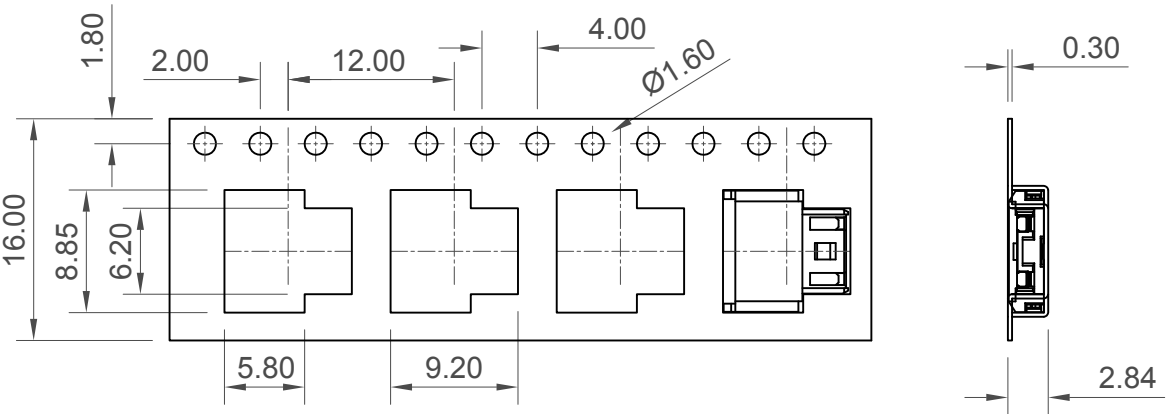
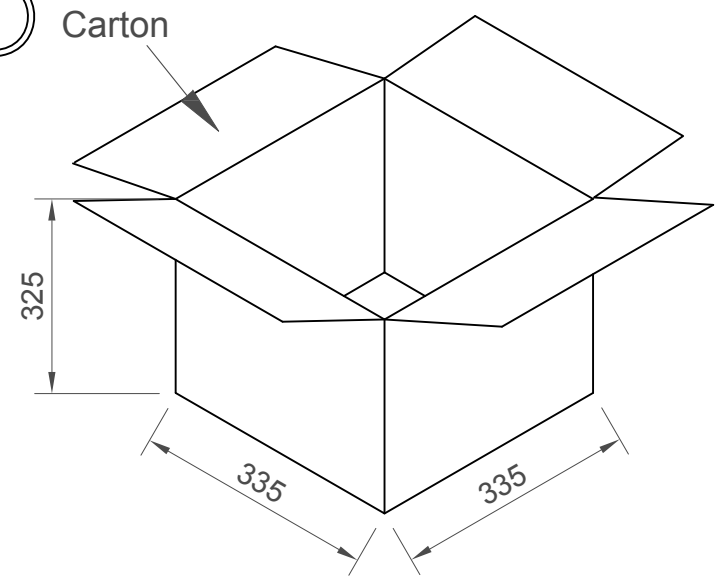
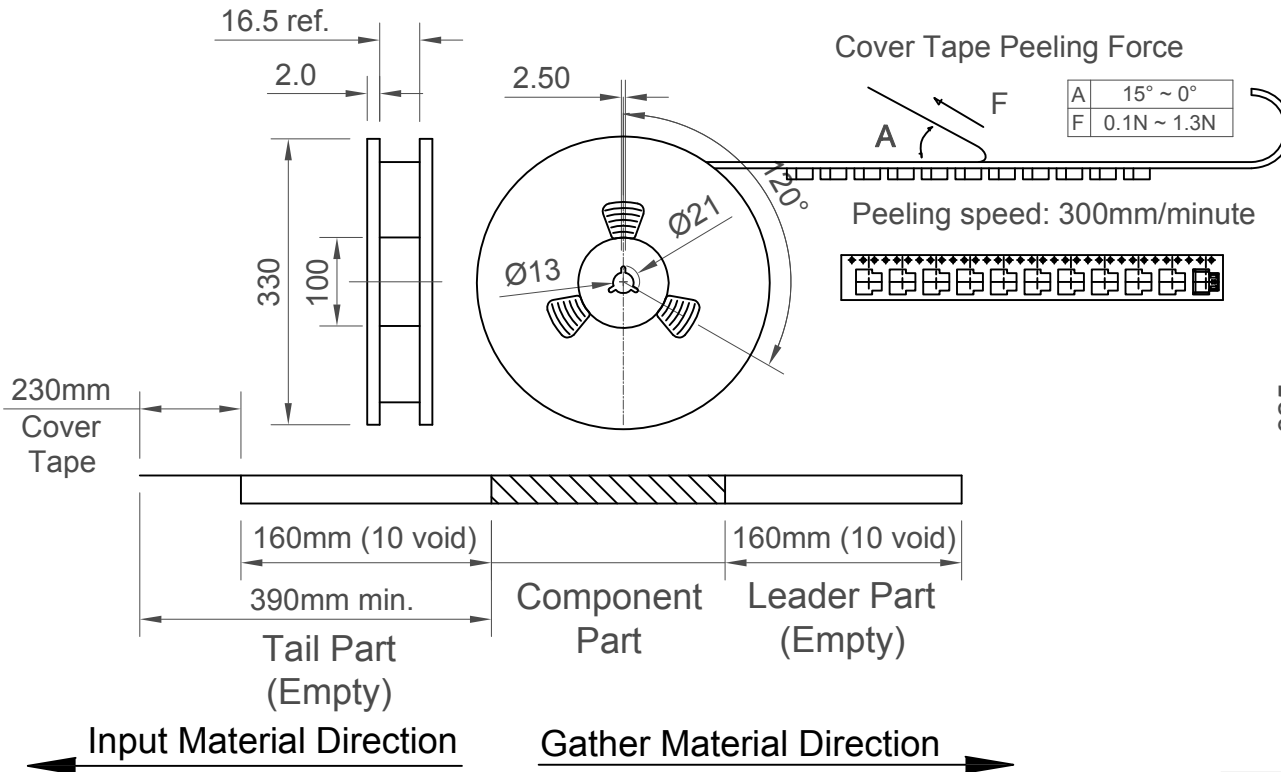


Section A-A



Mated Connector Layout

Part Number		Product Description	
BJ301		4.0mm Pitch Header - Single Row, Surface Mount, Horizontal	
Drawing Date		12th September 2014	
By	AJO	Tolerances (Except as Noted)	Units: Metric (mm)
Detail	Drawing Release	X.X ± 0.30	 This drawing is confidential and copyright of Global Connector Technology, Ltd (GCT). This drawing must not be copied or disclosed without written consent. E & OE
Revision	A	X.XX ± 0.20	
Date	12/09/14	X.XXX ± 0.10	



Part Number	Specification	Q'ty
Cover Tape	0.05 x 21.3mm	25m/Reel
Reel	330 x 100 x 20.5mm, Blue	15/box
Bag	900 x 700 x 0.10mm, PE	1/box
Carton	335 x 335 x 325mm	1/box
Label on T&R	90 x 70mm	15/box
Label on Carton	125 x 75mm	1/box
Desiccant	10g	1/Reel

Part Number	Pcs./Reel	Reels/Carton	Pcs./Carton
BJ301	1800	10	18000

Part Number		Product Description	
BJ301		4.0mm Pitch Header - Single Row, Surface Mount, Horizontal	
Drawing Date		12th September 2014	
By	AJO	Tolerances (Except as Noted)	Units: Metric (mm)
Detail	Drawing Release	Length X.X ± 0.30	
Revision	A	Angle X.XX ± 0.20	
Date	12/09/14	X.XXX ± 0.10	



This drawing is confidential and copyright of Global Connector Technology, Ltd (GCT). This drawing must not be copied or disclosed without written consent. E & OE