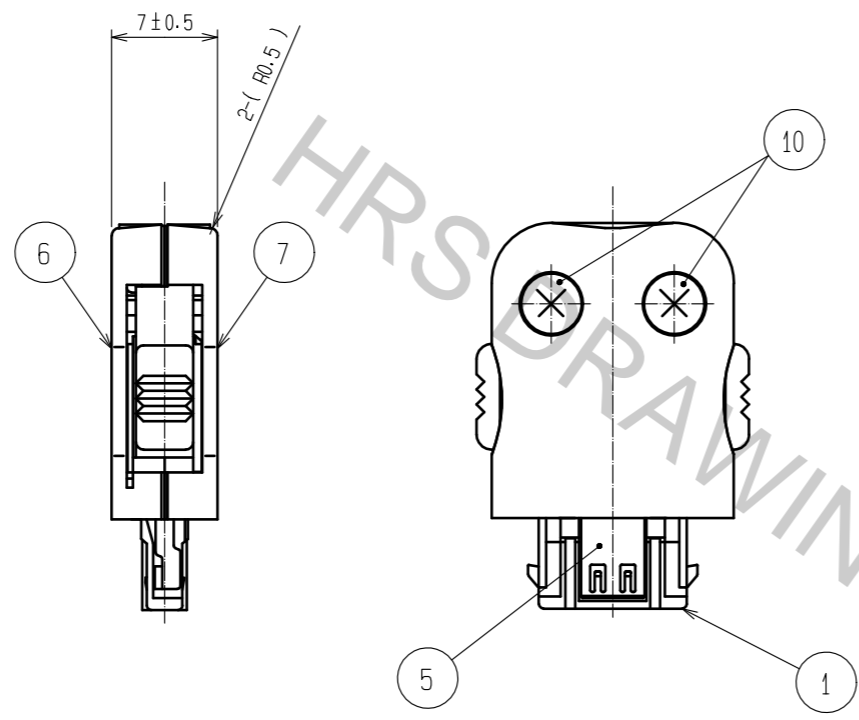
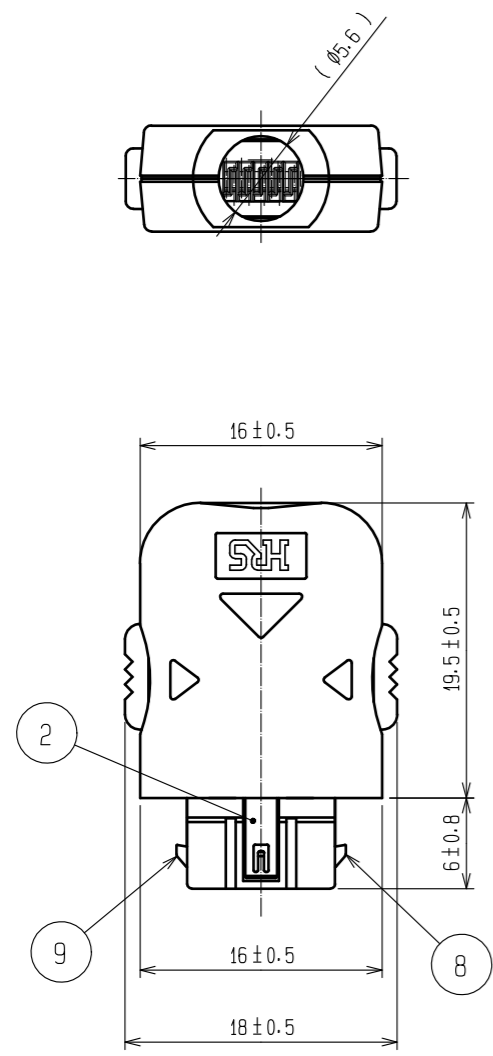
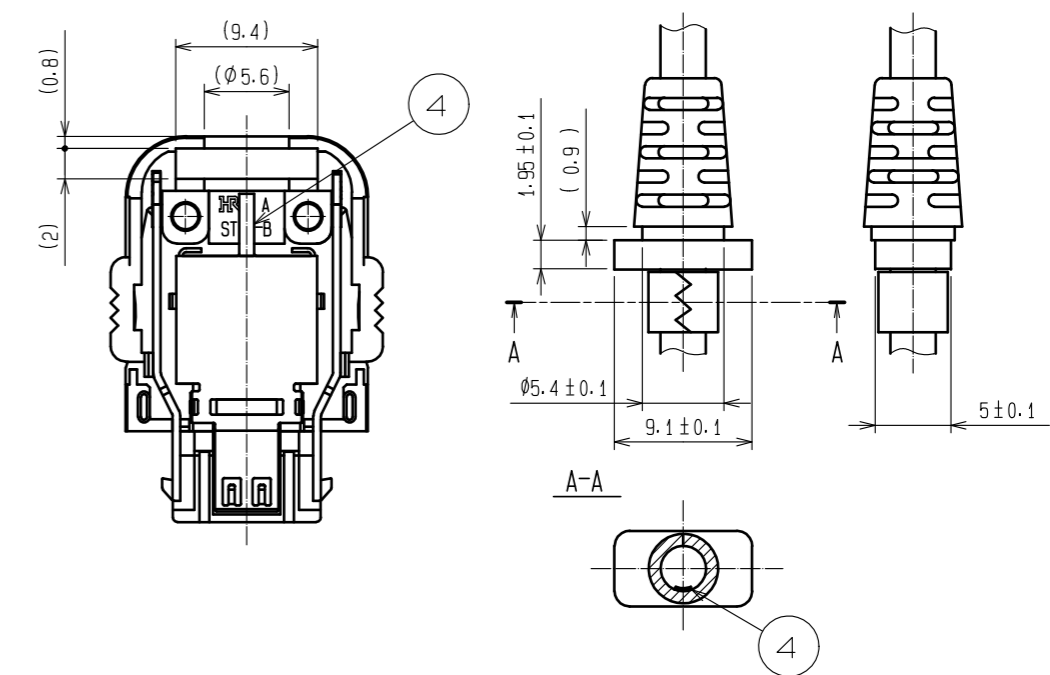


Aug.1.2016 Copyright 2016 HIROSE ELECTRIC CO., LTD. All Rights Reserved.

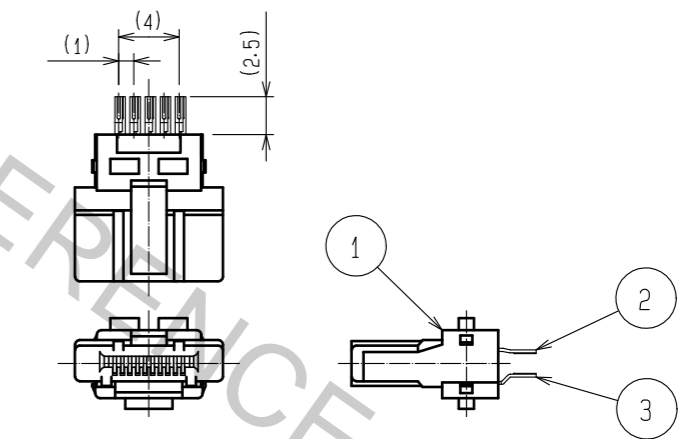


② BUSHING ASSEMBLY DIMENSIONS FOR REFERENCE



CABLE SHIELD IS CONNECTED BY CAULKING OF THE CLAMP METAL (COMMERCIAL ITEM) FITTING WITH CONNECTOR SHIELD REF ④.

CONNECTOR UNIT



NOTE 1 LESS THAN $\phi 4$ mm IS PRESUMED CABLE SIZE.
 ② CABLE SHALL BE OVERMOLDED WITH BUSHING TO FIX. USE NON-MIGRATION RESIN FOR OVERMOLDING.
 ③ <PLATING>
 CONTACT AREA: GOLD PLATED 0.2 μ m MIN.
 LEAD AREA: GOLD PLATED FLASH.
 UNDER PLATING: NICKEL PLATED 2 μ m MIN.
 THE PRODUCT IS DELIVERED IN FOLLOWING CONDITIONS:
 UNIT WITH REF ① ASSEMBLED TO REF ② AND ③, COVER WITH REF ⑥ ASSEMBLED TO REF ⑧ AND ⑨, AND REF ④, ⑤, ⑦, ⑩ DISASSEMBLED.

| 5 | STAINLESS STEEL | | 10 | STEEL | BLACK CHROMATE Cr3. (TAPPING SCREW) |
|---------------------------|-----------------|---------------------------|----------|------------------------------|-------------------------------------|
| 4 | STAINLESS STEEL | | 9 | STAINLESS STEEL | |
| 3 | COPPER ALLOY | ③ | 8 | STAINLESS STEEL | |
| 2 | COPPER ALLOY | ③ | 7 | ABS OR PC | (BLACK)UL |
| 1 | PA | (BLACK)UL94V-0 | 6 | ABS OR PC | (BLACK)UL |
| NO. | MATERIAL | FINISH . REMARKS | NO. | MATERIAL | FINISH . REMARKS |
| UNITS | | SCALE | COUNT | DESCRIPTION OF REVISIONS | DESIGNED |
| mm | | 2 : 1 | | | CHECKED |
| | | APPROVED : NM. NISHIMATSU | 15.10.27 | DRAWING NO. EDC-124682-30-00 | |
| HIROSE ELECTRIC CO., LTD. | | CHECKED : KN. ICHIKAWA | 15.10.27 | PART NO. ST40X-10S-CV(30) | |
| | | DESIGNED : TS. ITO | 15.10.27 | CODE NO. CL241-0041-0-30 | |
| | | DRAWN : AK. AKIYAMA | 15.10.27 | | |