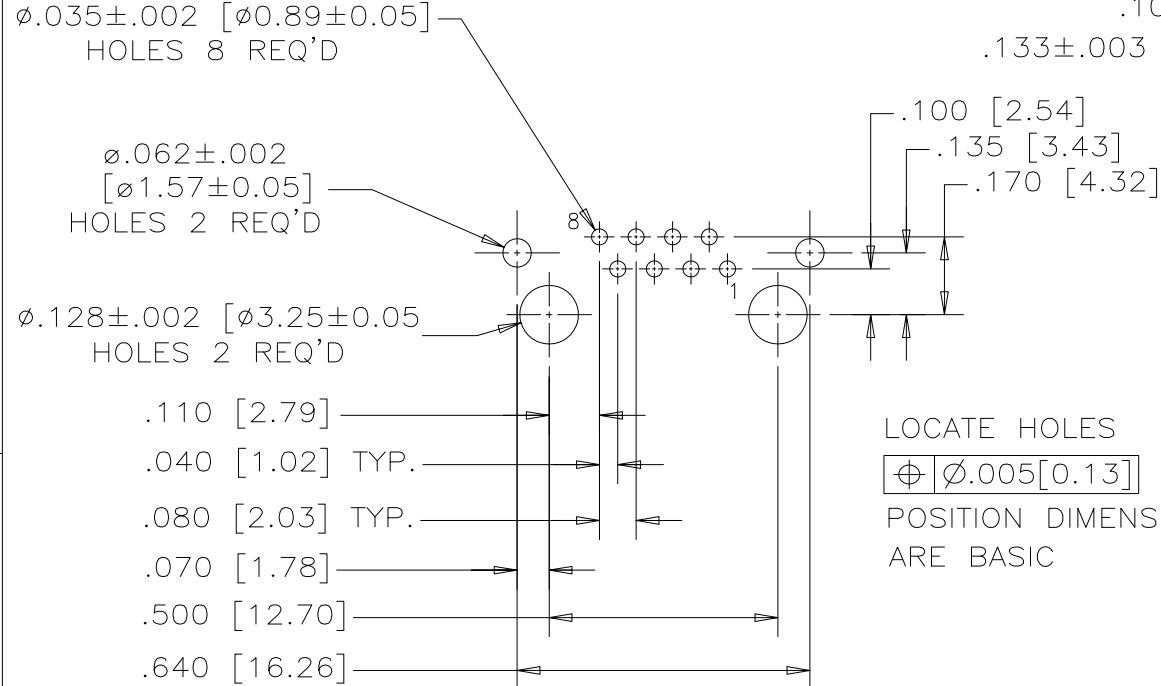
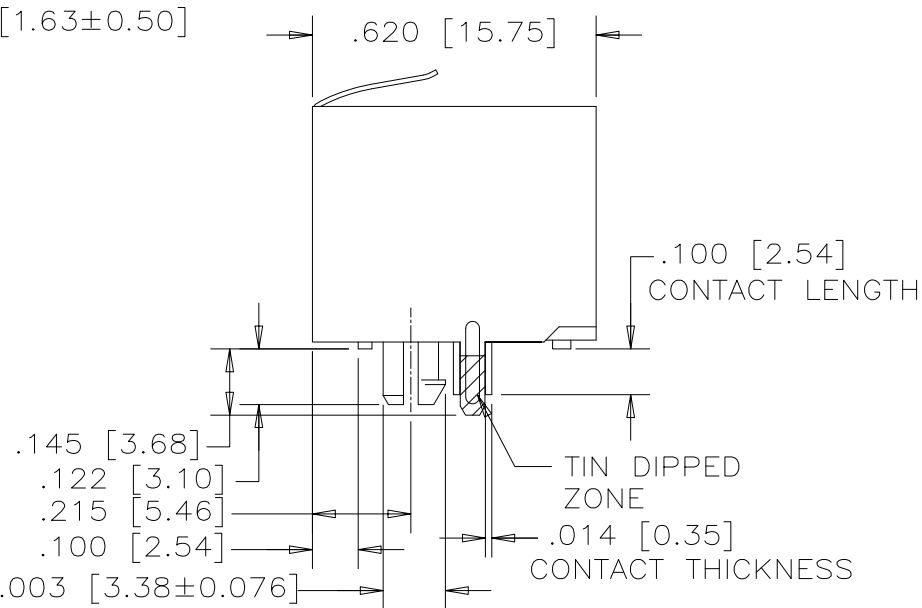
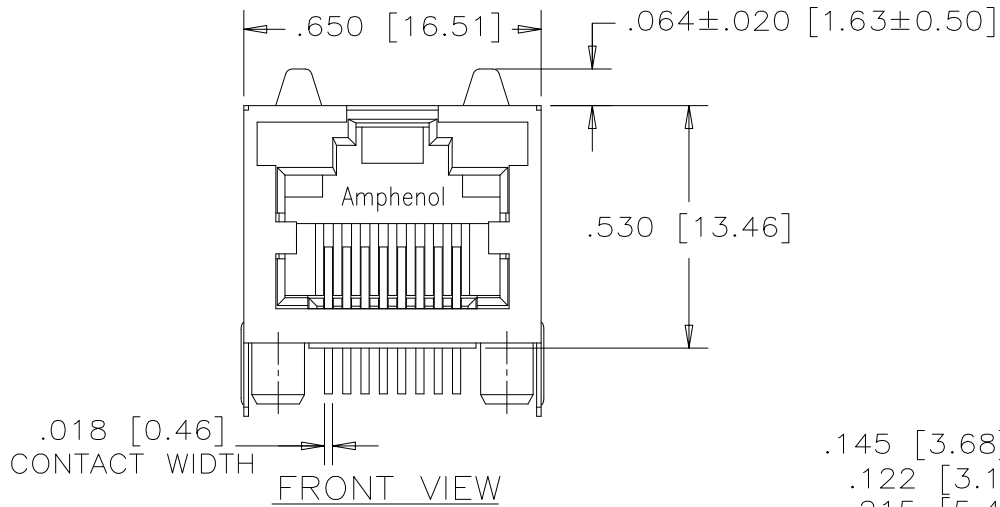
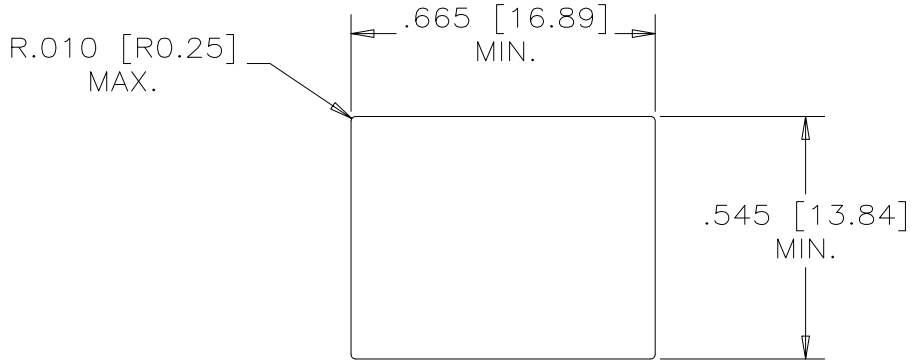


REVISIONS				
SYM	ZONE	ECN, ERN NO.	DATE	APPRD.
C		ADD DIMENSIONS FOR CONTACT	DEC19/14	L.CHAN
D		ADD DIMENSIONS	MAY14/15	L.CHAN
E		ADDED NOTE 4	OCT16/15	A.G.
F		CHANGED NOTE 4 TO "RATED"	NOV12/15	A.G.



RECOMMENDED P.C.B. LAYOUT
(COMPONENT SIDE OF BOARD)
PCB THICKNESS: 0.062±0.002 [1.57±0.05]



RECOMMENDED PANEL CUTOUT

- NOTES:
- MATERIALS:
PLASTIC HOUSING: HIGH TEMPERATURE THERMOPLASTIC
FLAMMABILITY RATING UL 94V-0, COLOUR: BLACK

CONTACTS: PHOSPHOR BRONZE
PLATING: 50 μ" [1.27 MICRONS]
MIN. GOLD ON MATING SURFACES.
50 μ" [1.27 MICRONS]
MIN. NICKEL UNDERPLATE
100 μ" [2.54 MICRONS]
MIN. MATTE TIN ON CONTACT TAILS.

SHIELD: STAINLESS STEEL WITH TIN DIP ON SOLDER TAIL
 - RECOMMENDED SOLDERING TEMPERATURE:
WAVE SOLDERING AT 260°C MAXIMUM FOR 5 SEC MAXIMUM.
 - PART NUMBER: RJHSE-5380
 - RATED VOLTAGE UP TO 150VAC

DRAWN		AMY.Z		DATE		APR11/13		Amphenol Canada Corp.					
DESIGNED													
CHECKED		L.CHAN		APR11/13									
GENERAL TOLERANCE:								TITLE HIGH SPEED, RJ45, MODULAR JACK, 8 POSITION, 8 CONTACTS, SHIELDED WITHOUT LEDs - RoHS COMPLIANT					
DECIMALS		ANGLES											
.X ±.025		X° ±3.0°											
.XX ±.020		.X° ±2.0°											
.XXX ±.015		.XX° ±1.0°											
				DWG. APPRD.									
				ENG. REL. NO.				DWG		DRAWING NO.		REV	
				REF.		EAR#: RJ13054				P-RJHSE-5380		F	
		DIMENSIONS ARE IN		CODE ID. NO.									
		INCHES [mm]		03554				SCALE		WT. -----		SURF. -----	
												SHEET 1 OF 1	

THIS DOCUMENT CONTAINS PROPRIETARY INFORMATION AND SUCH INFORMATION MAY NOT BE DISCLOSED TO OTHERS FOR ANY PURPOSE OR USED FOR MANUFACTURING PURPOSES WITHOUT WRITTEN PERMISSION FROM AMPHENOL CANADA CORP.