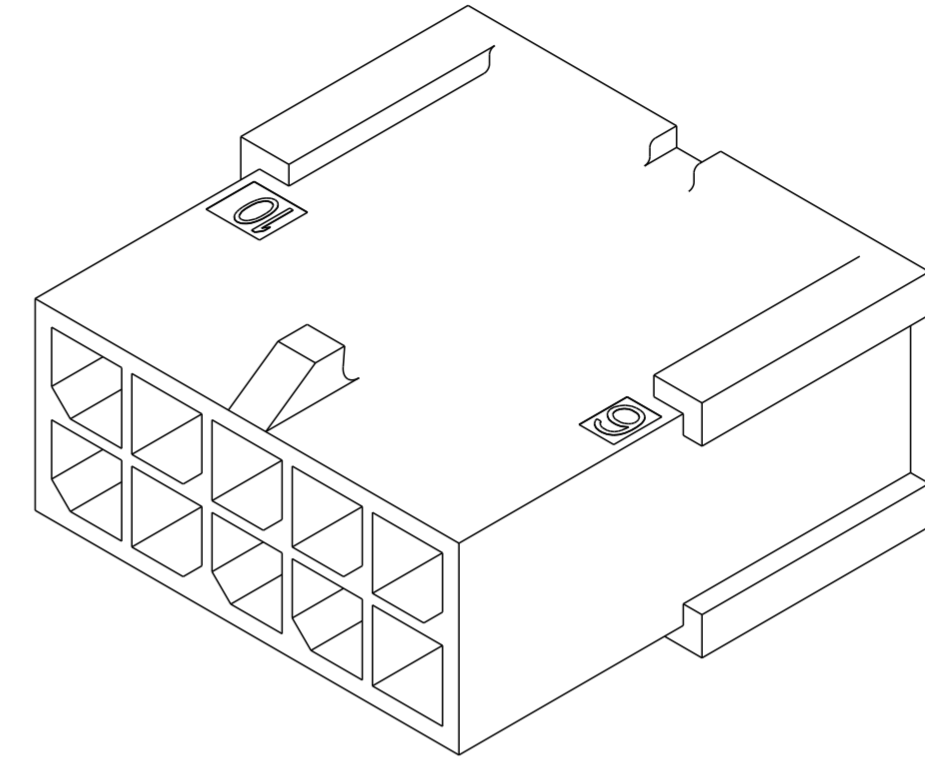
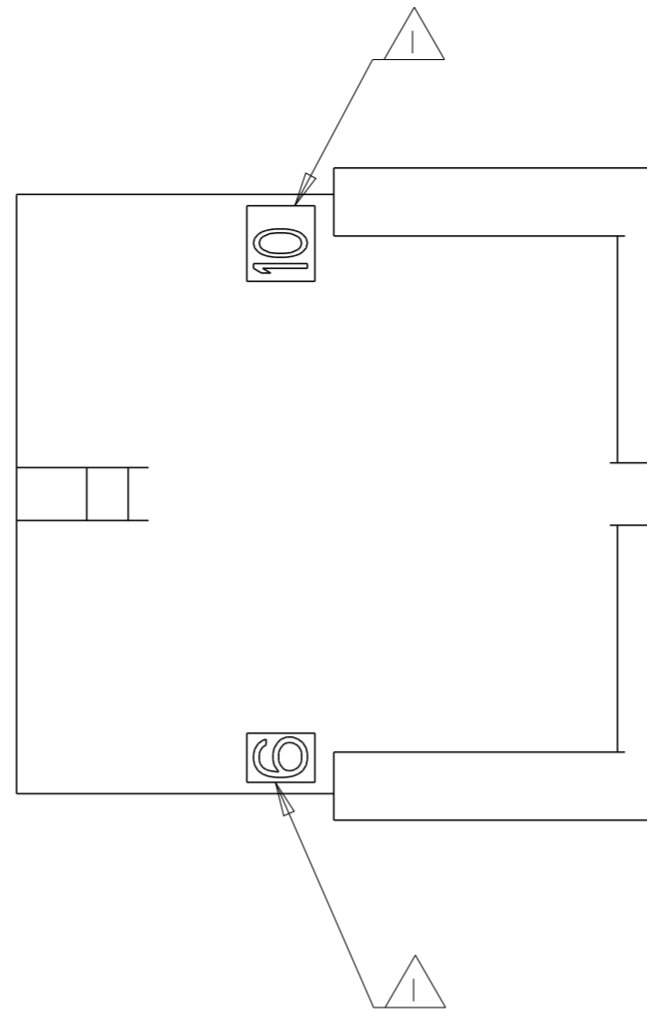
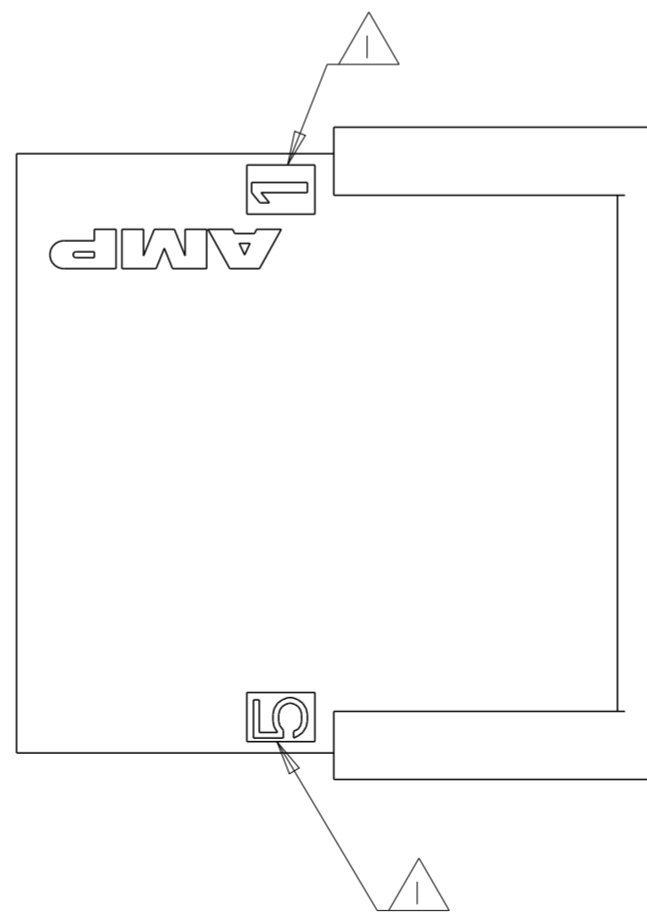
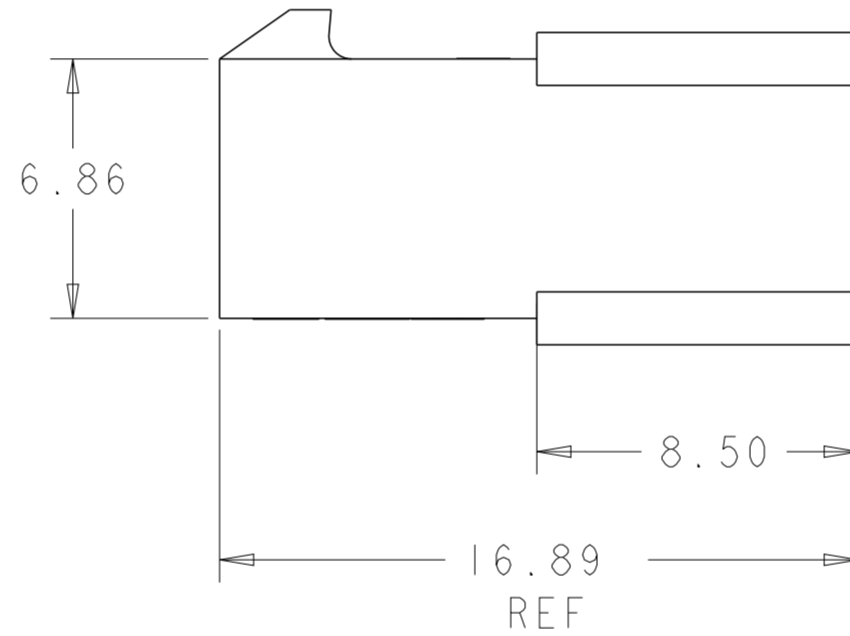
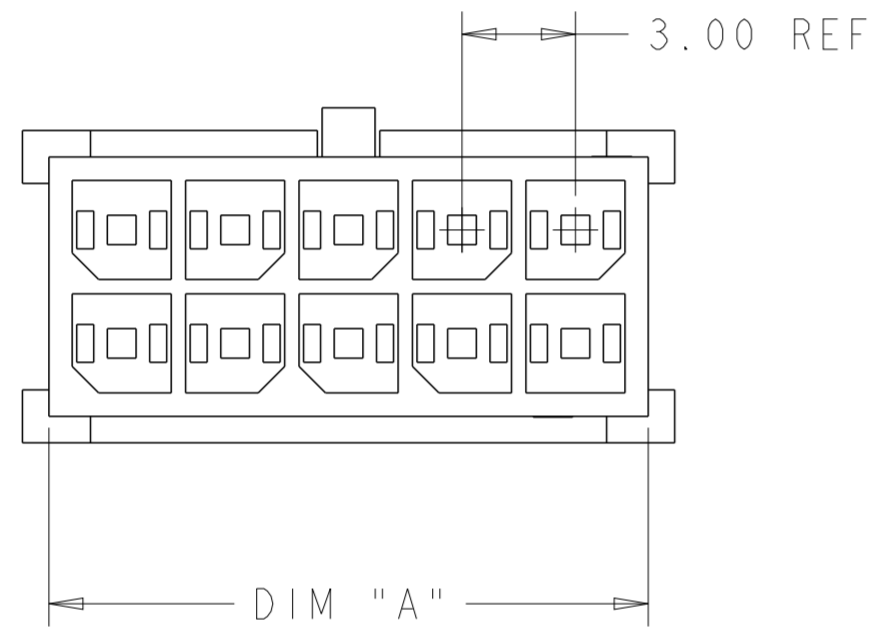


THIS DRAWING IS UNPUBLISHED. RELEASED FOR PUBLICATION 20
 © COPYRIGHT 20 BY - ALL RIGHTS RESERVED.

LOC	DIST	REVISIONS			
P	LTR	DESCRIPTION	DATE	DWN	APVD
CM	00				
	P5	REVISED PER ECR-16-013672	17OCT2016	BW	SC



SCALE 5:1



REMARK	DIM A	NO. OF POS.	PART NUMBER
4	15.85	10	3-794616-0
	9.85	6	3-794616-6
	6.85	4	3-794616-4
	3.85	2	3-794616-2
3 5	12.85	8	3-794616-8
	12.85	8	2-794616-8
2	36.85	24	2-794616-4
	33.85	22	2-794616-2
	30.85	20	2-794616-0
	27.85	18	1-794616-8
	24.85	16	1-794616-6
	21.85	14	1-794616-4
	18.85	12	1-794616-2
	15.85	10	1-794616-0
	12.85	8	794616-8
	9.85	6	794616-6
	6.85	4	794616-4
	3.85	2	794616-2

- 1 CIRCUIT IDENTIFIERS LOCATED APPROXIMATELY AS SHOWN.
- 2 MATERIAL NYLON66/6 V0 UL94.
- 3 MATERIAL PA6 V0 UL94.
- 4 MATERIAL PA66 V0 GW UL94.
- 5 PRELIMINARY PART NOT RELEASED FOR PRODUCTION.

THIS DRAWING IS A CONTROLLED DOCUMENT.

DIMENSIONS: mm	TOLERANCES UNLESS OTHERWISE SPECIFIED:	DWN W J RUDY 29AUG2000	TE Connectivity
	0 PLC ±	CHK W DAVIS 29AUG2000	
	1 PLC ±	APVD W DAVIS 29AUG2000	
	2 PLC ±0.13	PRODUCT SPEC 108-1836	
MATERIAL	FINISH	APPLICATION SPEC 114-13000	NAME PLUG HOUSING, 2 to 24 POSITION DUAL ROW, FREE HANGING, MICRO MATE-N-LOK(TM)
2 3 4		WEIGHT -	SIZE A2 CAGE CODE 00779 DRAWING NO C-794616 RESTRICTED TO -
Customer Drawing			SCALE 5:1 SHEET 1 OF 1 REV P5