

LOCATE HOLES
 $\phi \phi 0.13 [.005]$
 HOLE POSITIONS ARE BASIC



RECOMMENDED P.C.B. LAYOUT
 (COMPONENT SIDE OF BOARD)

NOTES:

ELECTRICAL:

- VOLTAGE RATING : 125 VAC.
- CURRENT RATING : 1.25 AMP.
- INSULATING RESISTANCE : 500 MEGOHMS MINIMUM.
- DIELECTRIC STRENGTH : 1000 VAC 60Hz, 1MIN.
- CATEGORY 6 CHARACTERISTIC:

FREQUENCY MHz	NEAR-END CROSSTALK dB, MIN.	RETURN LOSS dB, MIN.	INSERTION LOSS dB, MAX.
1.0	75.0	30.0	0.1
4.0	75.0	30.0	0.1
8.0	75.0	30.0	0.1
10.0	74.0	30.0	0.1
16.0	69.9	30.0	0.1
20.0	68.0	30.0	0.1
25.0	66.0	30.0	0.1
31.25	64.1	30.0	0.11
62.5	58.1	28.1	0.16
100.0	54.0	24.0	0.20
200.0	48.0	18.0	0.28
250.0	46.0	16.0	0.32

MECHANICAL:

- HOUSING : HIGH TEMP THERMOPLASTIC. UL 94V-0.
- INSERT : HIGH TEMP THERMOPLASTIC UL 94V-0.
- CONTACT : PHOSPHOR BRONZE.
 SELECTIVE GOLD PLATING ON MATING SURFACE,
 SEE AMPHENOL PART NUMBER FOR DETAIL.
 50u" MIN. NICKEL UNDERPLATE
 100u" MIN. MATTE TIN PLATING ON CONTACT SOLDER TAIL.
- SHIELD : STAINLESS STEEL

ENVIRONMENTAL:

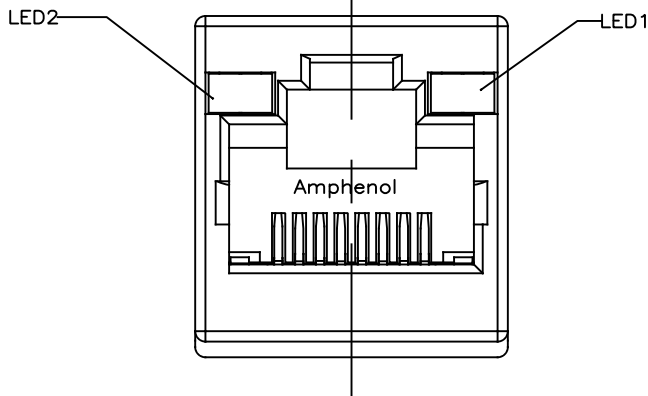
- STORAGE : -40° TO +85°.
- OPERATION : -40° TO +85°.
 MATES WITH MODULAR PLUG CONFORMING TO TIA 1096.
 RECOMMENDED SOLDER PROCESS:
 WAVE SOLDER, PEAK TEMPERATURE 260° FOR 5 SECOND MAXIMUM.
 REFLOW SOLDER, PEAK TEMPERATURE 260° FOR 5~8 SECOND.

AMPHENOL PART NUMBER: R J E 4 5 1 8 8 1 X X 1

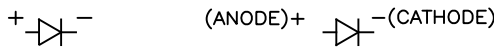
GOLD PLATING ———— LED OPTION
 1 = GOLD FLASH ON NEXT PAGE
 2 = 15u"
 3 = 30u"
 4 = 50u"

REVISIONS			
REV	DESCRIPTION, ECN, EAR NO.	DATE	APP'D
A	PROPOSAL	MAY22.2015	L.CHAN
B	FIX LED SCHEMATIC OF PAGE1	JUN2.2015	L.CHAN
C	ADD LED RECOMMENDED HOLE	FEB24.2016	L.CHAN

UNLESS SPECIFIED OTHERWISE	DRAWN KELVIN TANG	MAY22/15	Amphenol Canada Corp. www.amphenolcanada.com
PRIMARY UNITS: MILLIMETERS	CHECKED		
SECONDARY: INCHES	M.E. APP'D		VERTICAL MODULAR JACK SINGLE PORTS, 8 POSITION, 8 CONTACTS, REFLOW LED, SHIELDED, CAT6 TRAY PACKAGING -RoHS COMPLIANT
	Q.A. APP'D		
1 DECIMAL PLACE	DWG APP'D L.CHAN	MAY22/15	DWG NO.
2 DECIMAL PLACES ±0.38	ENG. REL. NO.		P-RJE45-188-1XX1
3 DECIMAL PLACES	REF.		REV C
ANGULAR DEGREES	THIRD ANGLE PROJECTION	DO NOT SCALE DRAWING	CODE ID NO. 03554 DWG SIZE: C SCALE: FIT SHEET 1 OF 3



TYPICAL FOR SINGLE & MULTI-PORT



LED SPECIFICATIONS:

FORWARD VOLTAGE: 2.1 VOLTS TYP.
 REVERSE VOLTAGE: 5.0 VOLTS MIN.
 LUMINOUS INTENSITY: 0.5 mCd MIN.
 (AT If=2mA)
 STORAGE TEMPERATURE: -40° TO 85° C
 PLATING ON TAILS: TIN OR TIN/COPPER
 ALLOY OVER SILVER

PRIMARY COLOR FOR BI-COLOR
 LEDS IN STANDARD ANODE/
 CATHODE CONFIGURATION IS:
 RED-GREEN= RED
 RED-YELLOW= RED
 GREEN-YELLOW= GREEN
 GREEN-ORANGE= GREEN

EXAMPLE:

PART NUMBER R J E 4 5 1 8 8 1 X X 1

LED COLOR CODE

CODE	LED 2 (LEFT)	LED 1 (RIGHT)	CODE	LED 2 (LEFT)	LED 1 (RIGHT)	CODE	LED 2 (LEFT)	LED 1 (RIGHT)
0	BLOCKED	BLOCKED	9	GREEN	BLOCKED	J	BiC RD/GR	YELLOW
1	YELLOW	GREEN	A	BiC GR/YE	BiC GR/YE	K	YELLOW	BiC GR/OR
2	BLOCKED	GREEN	B	BiC RD/GR	BiC RD/GR	L	BiC GR/YE	RED
3	YELLOW	BLOCKED	C	BiC RD/GR	BiC GR/YE	M	RED	YELLOW
4	GREEN	YELLOW	D	GREEN	BiC GR/YE	N	BiC GR/RD	BiC GR/YE
5	GREEN	GREEN	E	YELLOW	BiC GR/YE	P	GREEN	BiC RD/GR
6	YELLOW	YELLOW	F	BiC GR/YE	YELLOW	R	BiC GR/OR	GREEN
7	RED	GREEN	G	BiC GR/OR	BiC GR/OR	T	RED	RED
8	GREEN	RED	H	BiC GR/YE	GREEN	V	BiC RD/GR	GREEN

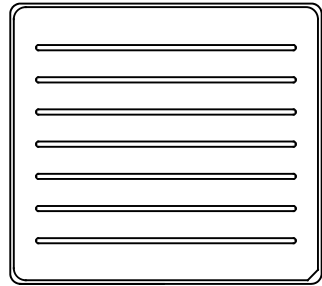
LEGEND

BiC=BI-COLOR LED
 LOWC=LOW CURRENT LED
 YE=YELLOW
 GR=GREEN
 RD=RED
 OR=ORANGE


NOTE:

THE TWO DIGITS PRECEDING THE
 ADDITIONAL LED CODE MUST BE
 USED IN THE PART NUMBER, WHEN
 ORDERING ANY OF THE ADDITIONAL
 LED OPTIONS.

UNLESS SPECIFIED OTHERWISE	DRAWN KELVIN TANG	MAY22/15	Amphenol Canada Corp. www.amphenolcanada.com	
PRIMARY UNITS: MILLIMETERS	CHECKED		VERTICAL MODULAR JACK	
SECONDARY: INCHES	M.E. APP'D		SINGLE PORTS, 8 POSITION, 8 CONTACTS,	
	Q.A. APP'D		REFLOW LED, SHIELDED, CAT6	
	DWG APP'D L.CHAN	MAY22/15	TRAY PACKAGING -RoHS COMPLIANT	
1 DECIMAL PLACE	ENG. REL. NO.		DWG NO.	P-RJE45-188-1XX1
2 DECIMAL PLACES ±0.38	REF.		REV	C
3 DECIMAL PLACES	THIRD ANGLE PROJECTION	DO NOT SCALE DRAWING	CODE ID NO. 03554	DWG SIZE: C
ANGULAR DEGREES			SCALE: FIT	SHEET 2 OF 3



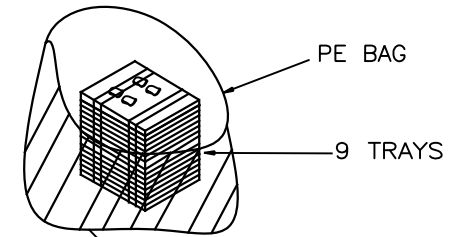
TOP TRAY



BOTTOM TRAY

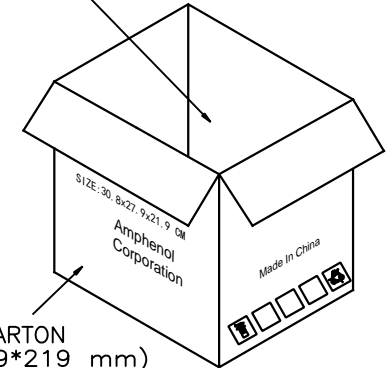


CONNECTORS

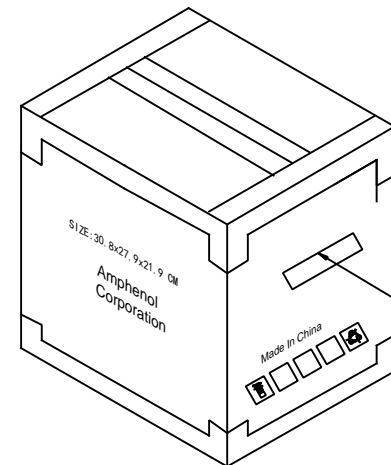


PE BAG

9 TRAYS



CARTON
(308*279*219 mm)



AMPHENOL P/N: RJE451881X01 Q' TY: 720
 LOT# DATE CODE CTY OF ORIGIN: CN

NOTES:

1. FINISHED CONNECTORS (AFTER FINAL INSPECTION) TO BE PACKED INTO CONDUCTIVE HIPS TRAYS, 80 CONNECTORS PER TRAY.
2. TOTAL 9 TRAYS LOADED WITH CONNECTORS TO BE PACKED INTO PE BAG, MUST SEAL PE BAG.
3. TRAYS & CARTONS MATERIAL MUST BE ABLE TO WITHSTAND IMPACT DURING PRODUCT TRANSPORTATION TO PREVENT ANY DAMAGE TO FINISHED CONNECTORS.
4. EACH TRAY AND CARTON OF PARTS TO BE LABELLED WITH AMPHENOL CANADA PART NUMBER, DATE CODE, QUANTITY, COUNTRY OF ORIGIN, AND CSA/UL LOGO WHEN APPROVED.

THIS DOCUMENT CONTAINS PROPRIETARY INFORMATION AND SUCH INFORMATION MAY NOT BE DISCLOSED TO OTHERS FOR ANY PURPOSE OR USED FOR MANUFACTURING PURPOSES WITHOUT WRITTEN PERMISSION FROM AMPHENOL CANADA CORP.

UNLESS SPECIFIED OTHERWISE	DRAWN KELVIN TANG	MAY22/15	Amphenol Canada Corp. www.amphenolcanada.com	
CHECKED	M.E. APP'D		VERTICAL MODULAR JACK	
PRIMARY UNITS: MILLIMETERS	Q.A. APP'D		SINGLE PORTS, 8 POSITION, 8 CONTACTS,	
SECONDARY: INCHES	DWG APP'D L.CHAN	MAY22/15	REFLOW LED, SHIELDED, CAT6	
1 DECIMAL PLACE	ENG. REL. NO.		TRAY PACKAGING -RoHS COMPLIANT	
2 DECIMAL PLACES ±0.38	REF.		DWG NO.	REV
3 DECIMAL PLACES	THIRD ANGLE PROJECTION	DO NOT SCALE DRAWING	P-RJE45-188-1XX1	C
ANGULAR DEGREES			CODE ID NO. 03554	DWG SIZE: C SCALE: FIT SHEET 3 OF 3