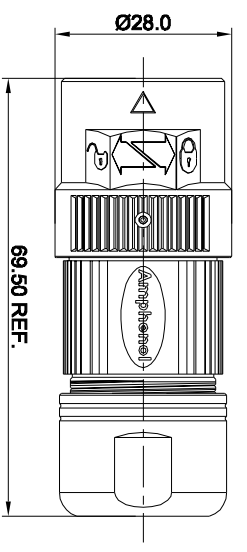
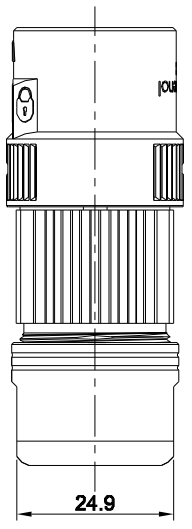
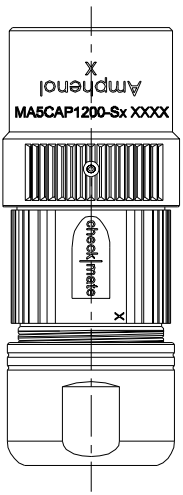
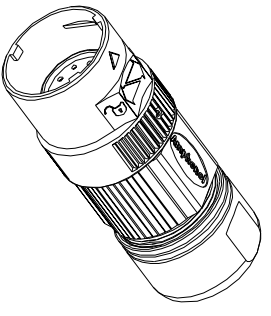


REVISIONS				
REV	ECO	DESCRIPTION	DATE	BY
A1	-	FIRST RELEASE	Sep.07.2015	Drack



P type, Normal Key



Item	Part number	Cable OD Range
1	MA5CAP1200-S1	4.5~7.5 mm
2	MA5CAP1200-S2	7.5~11.0 mm
3	MA5CAP1200-S3	11.0~15.0 mm

NOTES: UNLESS OTHERWISE SPECIFIED

1. MATERIAL:

INSULATION INSERT: PA66,UL94 V0
 SEAL: VITON, EPDM
 HOUSING BODY: ZINC DIE CAST, NICKEL PLATED
 COUPLING NUT: ZINC DIE CAST, NICKEL PLATED

2. SPECIFICATIONS:

- 2.1 CURRENT RATING: 10 AMPS
- 2.2 VOLTAGE RATING: 180 V AC/DC
- 2.3 OPERATING TEMPERATURE: -20°C TO +130°C
- 2.4 DIELECTRIC WITHSTANDING VOLTAGE: LESS THAN 2 MILLIAMPS CURRENT LEAKAGE @ 2500 VOLTS AC.
- 2.5 DEGREE OF PROTECTION: IP67 (MATED CONDITION)
- 2.6 DEGREE OF POLLUTION: 3 PER UL840
- 2.7 OVERVOLTAGE CATEGORY: III PER UL840
- 2.8 MATING CYCLE DURABILITY: >500 CYCLES
- 2.9 ROHS COMPLIANT

3. ALL DIMENSIONS ARE FOR REFERENCE USE ONLY.

QUANTITY	SEE PART NUMBER CHART	PART NUMBER	DESCRIPTION	TRIAL
MATERIALS LIST				

Amphenol

Sins Systems - www.amphenol-sins.com
 44724 Moley Drive
 Chilton Township, MI 48036

M23A PLUG STR, 12P, P TYPE, CHECKMATE

UNLESS OTHERWISE SPECIFIED 1) All dimensions are in millimeters. 2) Tolerances are as follows: 1 Pl, DEC 20.00 Precision 1/104 2 Pl, DEC 20.00 Precision 1/104 3 Pl, DEC 20.00 3) Note reference = MATERIAL SPECIFICATION: PROCESS SPECIFICATIONS: THIS DRAWING IS SUPPLIED FOR INFORMATION ONLY. SPECIFICATIONS AND PERFORMANCE DATA SHOWN HEREON ARE THE PROPERTY OF AMPHENOL. ALL DIMENSIONS ARE SUBJECT TO NORMAL MANUFACTURING VARIATIONS.	SIGNATURES DATE DRAWN: Dmk Sep.07.2015 CHECKER: ENGINEER: APPROVAL: CADDWDR:	SIZE: B TYPE: C- DWG NO: MA5CAP1200-Sx SCALE: NONE	REVISION: A1 SHEET 1 OF 1
--	---	---	------------------------------