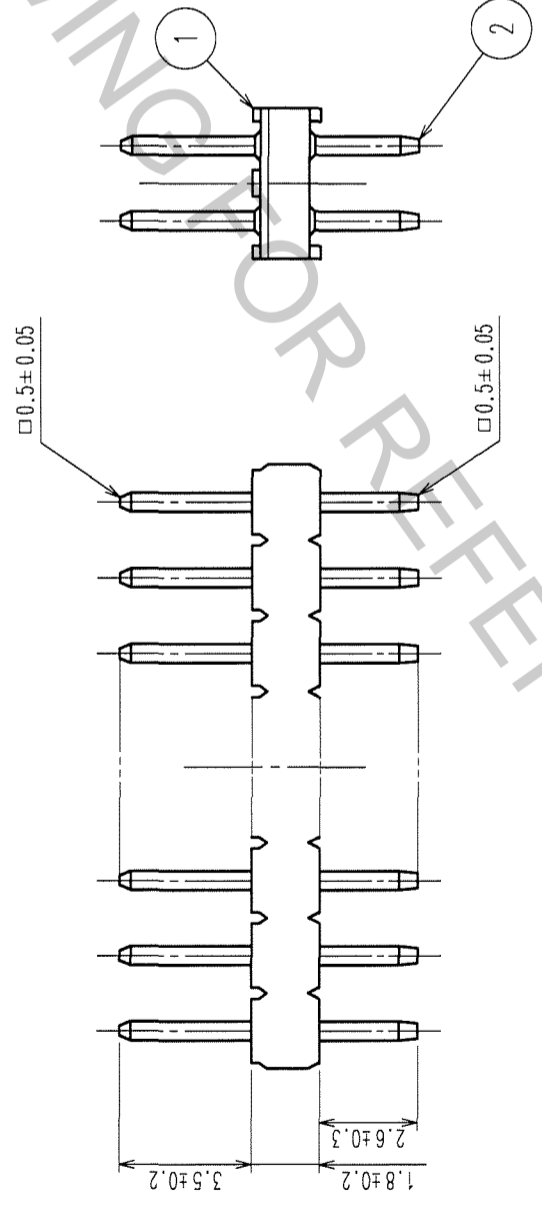
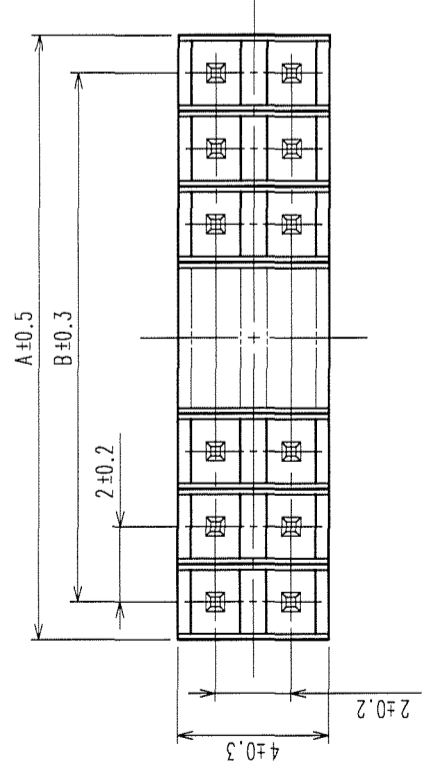
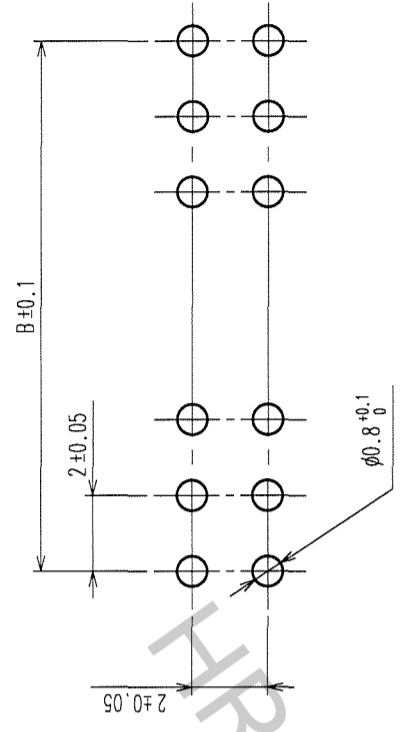


COUNT	DESCRIPTION OF REVISIONS	BY	CHKD	DATE	COUNT	DESCRIPTION OF REVISIONS	BY	CHKD	DATE
△					△				
△					△				
△					△				

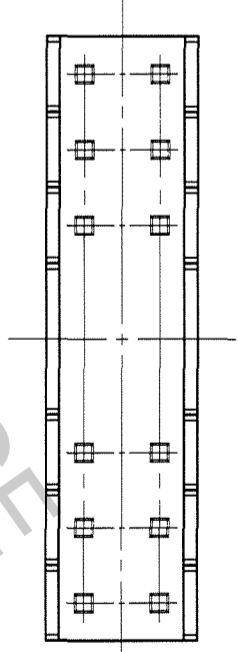


RECOMMENDED PC BOARD HOLE PATTERN



PART No.	CODE No.	A	B
A3B-4PA-2DSA(71)	CL621-0401-1-71	4	2
A3B-6PA-2DSA(71)	CL621-0402-4-71	6	4
A3B-8PA-2DSA(71)	CL621-0403-7-71	8	6
A3B-10PA-2DSA(71)	CL621-0404-0-71	10	8
A3B-12PA-2DSA(71)	CL621-0405-2-71	12	10
A3B-14PA-2DSA(71)	CL621-0406-5-71	14	12
A3B-16PA-2DSA(71)	CL621-0407-8-71	16	14
A3B-18PA-2DSA(71)	CL621-0408-0-71	18	16
A3B-20PA-2DSA(71)	CL621-0409-3-71	20	18
A3B-22PA-2DSA(71)	CL621-0410-2-71	22	20
A3B-24PA-2DSA(71)	CL621-0411-5-71	24	22
A3B-26PA-2DSA(71)	CL621-0412-8-71	26	24
A3B-28PA-2DSA(71)	CL621-0413-0-71	28	26
A3B-30PA-2DSA(71)	CL621-0414-3-71	30	28
A3B-32PA-2DSA(71)	CL621-0415-6-71	32	30

NOTES 1 NUMBER OF CONTACTS.



1	POLYAMIDE	BLACK	UL94V-0	2	BRASS	CONTACT AREA : GOLD FLASH DIP AREA : TIN-PLATING 2µm min. UNDER PLATING : NICKEL 2µm min.
NO.	MATERIAL	FINISH, REMARKS	NO.	MATERIAL	FINISH, REMARKS	
CODE NO. (OLD) CL		DRAWN K.NAKAMURA		DESIGNED K.NAKAMURA	CHECKED K. Ogawa	APPROVED H. Okawa
SCALE FREE		PART NO. A3B-*PA-2DSA(71)		DATE 06.02.01		RELEASED 06.02.01
UNITS mm		DRAWING NO. EDC3-071656-21		CODE NO. CL621		1/1

TO
PCK