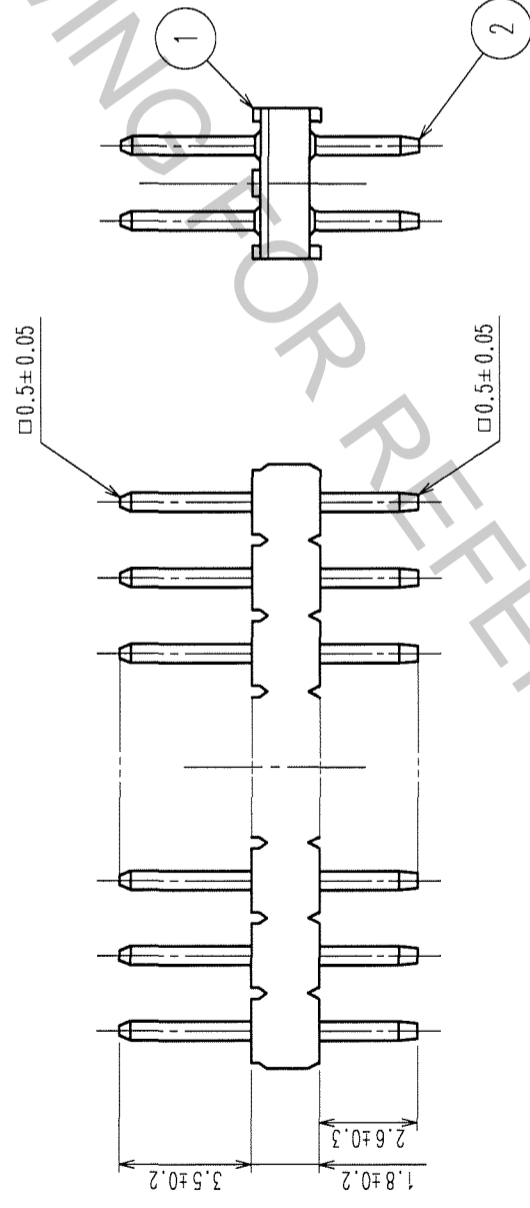
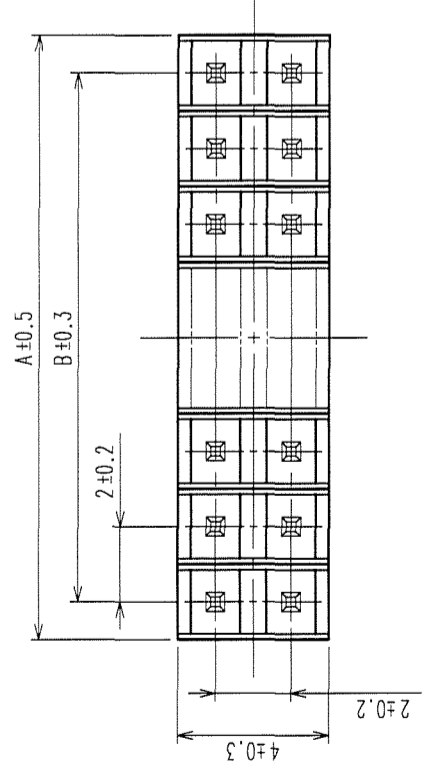
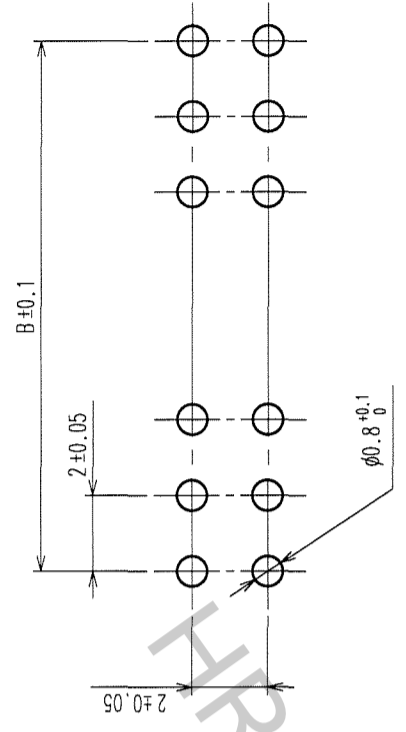


COUNT	DESCRIPTION OF REVISIONS	BY	CHKD	DATE	COUNT	DESCRIPTION OF REVISIONS	BY	CHKD	DATE

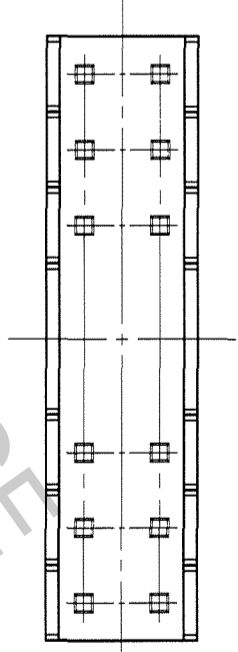


RECOMMENDED PC BOARD HOLE PATTERN



PART No.	CODE No.	A	B
A3B-4PA-2DSA(71)	CL621-0401-1-71	4	2
A3B-6PA-2DSA(71)	CL621-0402-4-71	6	4
A3B-8PA-2DSA(71)	CL621-0403-7-71	8	6
A3B-10PA-2DSA(71)	CL621-0404-0-71	10	8
A3B-12PA-2DSA(71)	CL621-0405-2-71	12	10
A3B-14PA-2DSA(71)	CL621-0406-5-71	14	12
A3B-16PA-2DSA(71)	CL621-0407-8-71	16	14
A3B-18PA-2DSA(71)	CL621-0408-0-71	18	16
A3B-20PA-2DSA(71)	CL621-0409-3-71	20	18
A3B-22PA-2DSA(71)	CL621-0410-2-71	22	20
A3B-24PA-2DSA(71)	CL621-0411-5-71	24	22
A3B-26PA-2DSA(71)	CL621-0412-8-71	26	24
A3B-28PA-2DSA(71)	CL621-0413-0-71	28	26
A3B-30PA-2DSA(71)	CL621-0414-3-71	30	28
A3B-32PA-2DSA(71)	CL621-0415-6-71	32	30

NOTES 1 NUMBER OF CONTACTS.



1	POLYAMIDE	BLACK	UL94V-0	2	BRASS	CONTACT AREA : GOLD FLASH DIP AREA : TIN-PLATING 2µm min. UNDER PLATING : NICKEL 2µm min.
NO.	MATERIAL	FINISH, REMARKS	NO.	MATERIAL	FINISH, REMARKS	
CODE NO. (OLD)	CL		DESIGNED	K. NAKAMURA	CHECKED	K. Ogawa
			DRAWN	K. NAKAMURA	APPROVED	H. Okawa
			06.02.01	06.02.01	06.02.01	06.02.01
DRAWING NO.		PART NO.		FINISH, REMARKS		RELEASED
EDC3-071656-21		A3B-*PA-2DSA(71)				
SCALE	FREE	CODE NO.		CL621		1/1
UNITS	mm	HIROSE ELECTRIC CO., LTD				

TO  
PCK