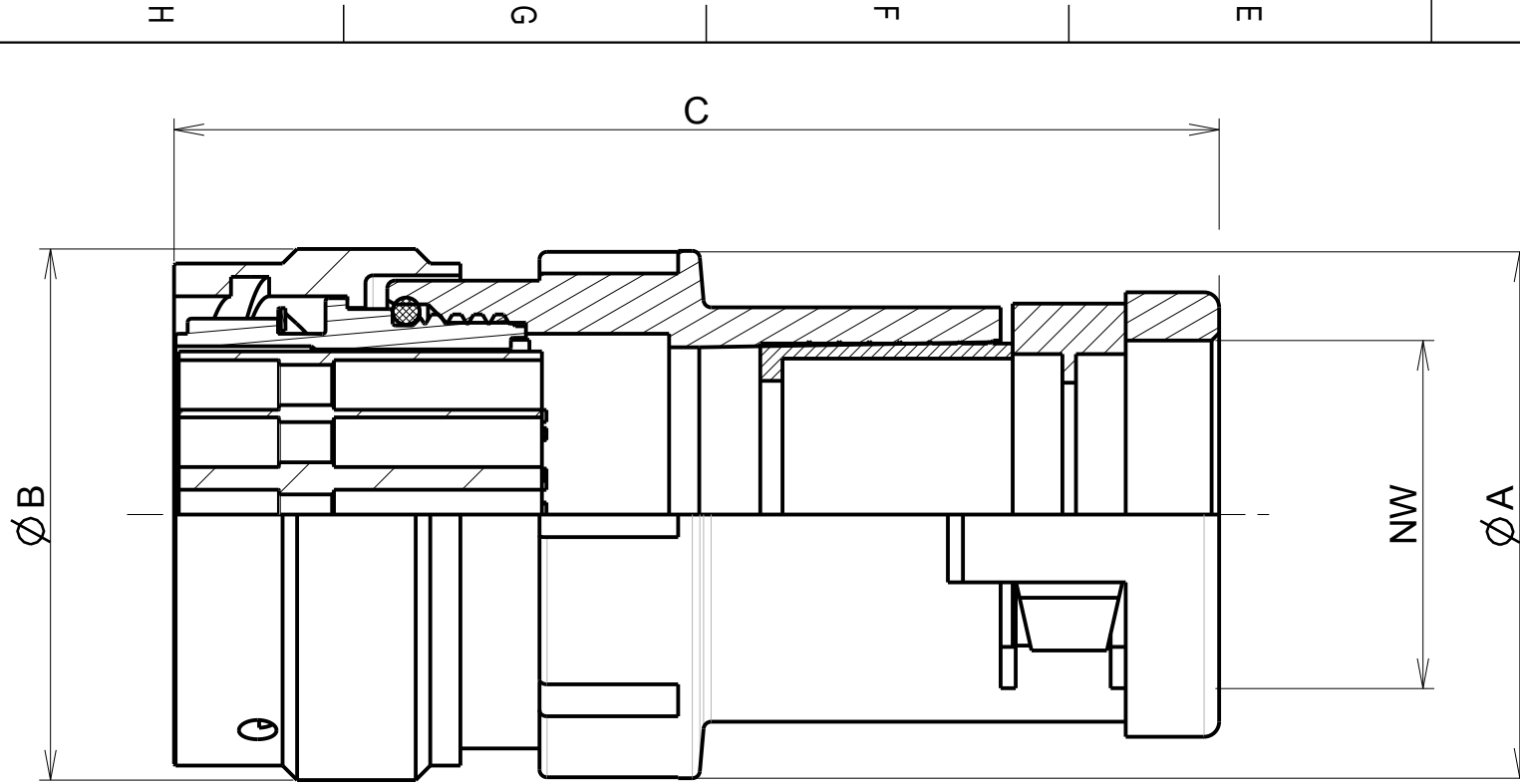


b:0;RL



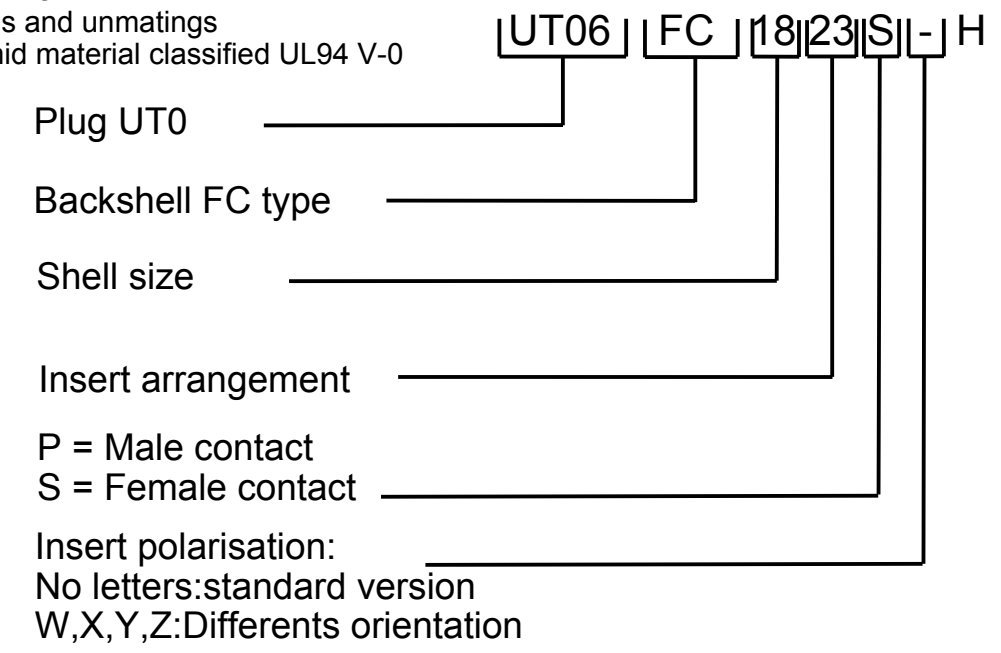
ASSEMBLED VIEW

MATERIAL :
 ④ Backshell body : Polyamid
 ② Seal : Elastomer
 ③ Retaining clip : Polyamid
 ⑤ Shell: Zinc alloy nickel plated
 Coupling Nut:Aluminium alloy nickel plated
 Insert: PA 66
 Coupling Spring: stainless Steel
 O'seal:Nbr

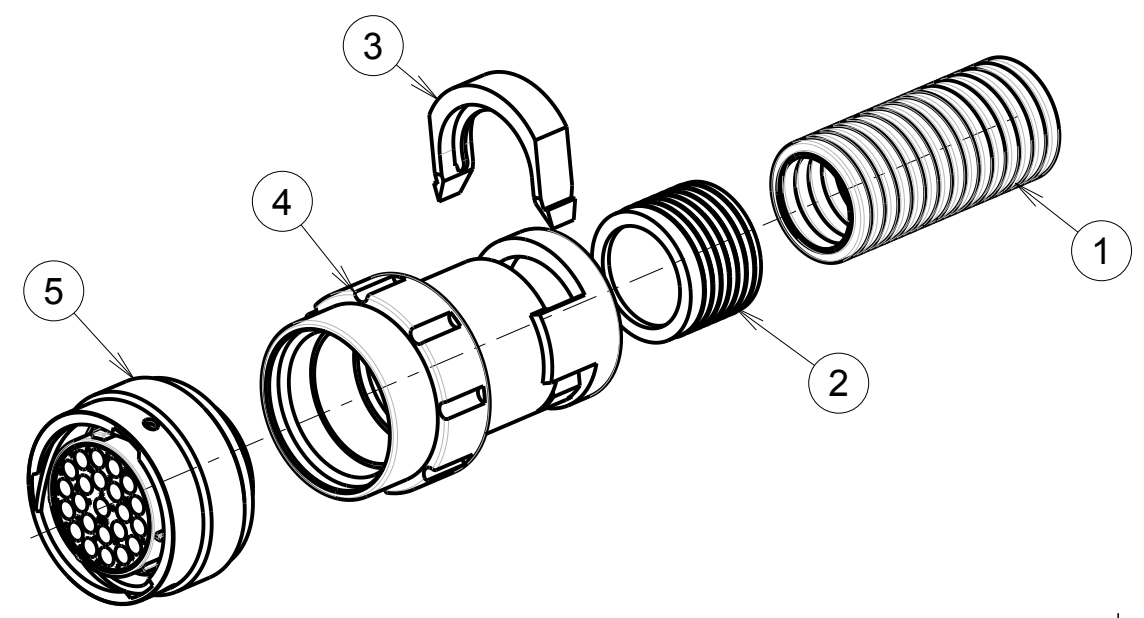
NOTES :
 -1-Connector blocks accept size #16 pin / socket contact (strip formed, machined, crimp and spill)
 -2-Contact to be ordered separately: refer to UT0 catalog for P/N selection
 -3-Insert arrangements refer to BT297 see drawing for information:
 -UT0-CONTACT-L-C01 (male) Only size 12
 -UT0-CONTACT-L-C02 (female)
 -C142-UTS1-A
 -4-Polarization of connector:refer to :
 -UT0-POLARIZATION-C01
 -5-Delivered as a kit in a plastic bag (individual): with parts 2, 3, 4 and 5
 -6-Recommended flexible conduit range :PMAFLEX
 -7-For assembly instruction, see BT297

PERFORMANCE CHARACTERISTICS :
 Operating temperature:-40°C up to 105°C
 Corrosion salt spray:48 hours
 Insulation resistance:5000 M min
 Sealing in assembly conditions:(with an UT0 connector)
 -IP68 compliant ; 3 bars /30 min as per IEC60529
 -IP69K as per DIN40050
 Test potential:2000 Vrms
 Durability:500 matings and unmatings
 Flammability: Polyamid material classified UL94 V-0

P/N	CONNECTOR SIZE	FLEX SIZE CONDUIT (see note 6)	Ø A±0.3	Ø B±0.2	C ± 0.5
UT06FC12XXP/SH	12	NW12	24	26.1	60.9
UT06FC14XXSH	14	NW12	26.5	29.3	60.9
UT06FC16XXSH	16	NW17	31	32.4	69.2
UT06FC18XXSH	18	NW17	35	35.2	69.2
UT06FC20XXSH	20	NW23	38	38.8	71.1
UT06FC22XXSH	22	NW23	40	42	71.1
UT06FC24XXSH	24	NW29	44	45	70.9



P/N : UT06FC12P**
UT06FC**S**



b	07/06/13	Modification notes	22523A
ISS	DATE	Latest modification - by:	MOD N°
Designed by: J.FEURPRIER		Date:02/04/13	CUSTOMER DRAWING
TITLE		PLUG UT0 WITH BACKSHELL FC SIZE 12 TO 24 UT0 CONNECTOR	
Scale	1/2	General linear Tolerances: ± 0.2	NPRDS / PROJECT IC124509A
SOURIAU		WWW.SOURIAU.COM	
This document is the property of SOURIAU It must not be reproduced or communicated without permission			
FORMAT	SOURIAU DRG N°		SHEET
A3	UT06FCXXXXXH-C01		1 / 1