

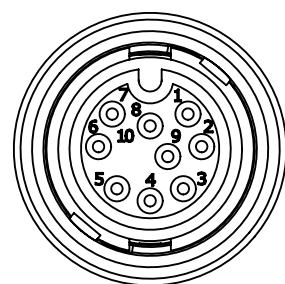
NOTES:

- CONTACTS ARE ASSEMBLED INTO CONNECTOR.
- PARTS ARE TO BE BULK PACKED.
- ALL DIMENSIONS ARE FOR REFERENCE ONLY.

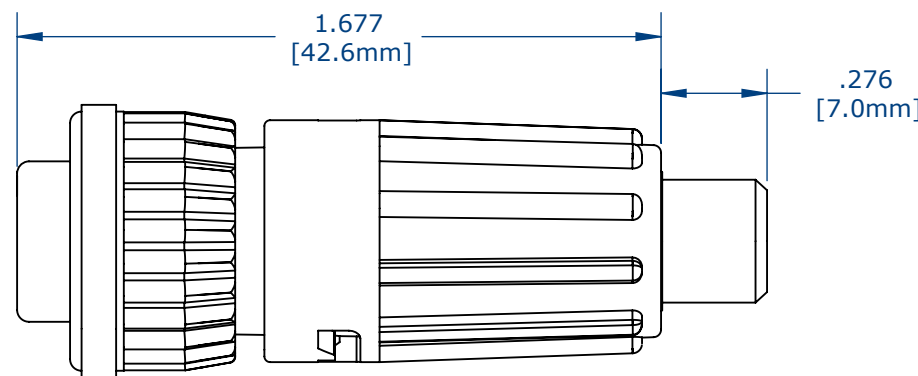
TABLE 1

ASSY P/N	FOR CABLE O.D
6882-9PG-522	0.220 - 0.250
6882-9PG-528	0.265 - 0.285

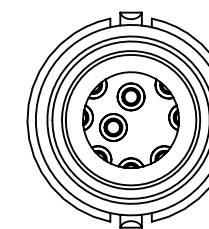
NO. OF CONTACTS — GROMMET SIZE



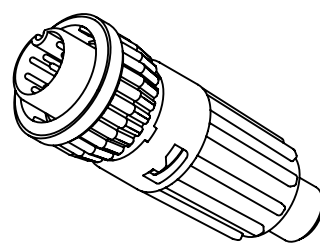
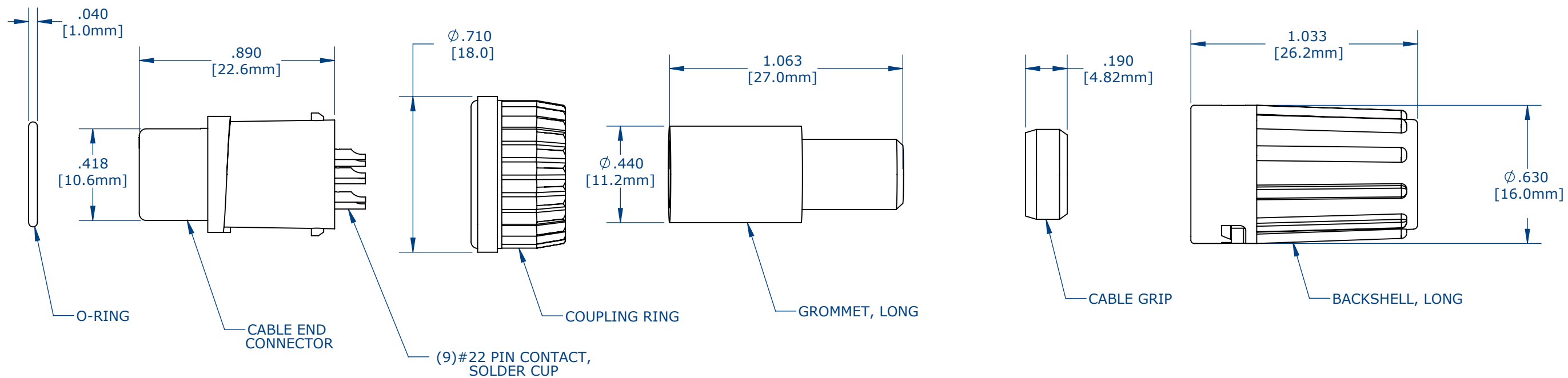
FACE VIEW



ASSEMBLED KIT VIEW



WIRE VIEW



ASSEMBLED KIT FOR CUSTOMER REFERENCE

CUSTOMER DRAWING

CUSTOMER APPROVAL

THIS DOCUMENT CONTAINS CONFIDENTIAL INFORMATION PROPRIETARY TO CONXALL CORPORATION. ANY REPRODUCTION, DISCLOSURE, OR USE OF THIS DOCUMENT /INFORMATION IS EXPRESSLY PROHIBITED UNLESS AUTHORIZED IN WRITING BY CONXALL CORPORATION.

APPROVED BY: _____

DATE: _____

RoHS COMPLIANT

0A	AM	08/09/16	FIRST DRAWN
REV.	INIT.	DATE	DESCRIPTION
<small>ALL INFORMATION ILLUSTRATED IS THE PROPERTY OF "CONXALL CORPORATION". UNAUTHORIZED DUPLICATION OR DISTRIBUTION OF THIS DOCUMENT IS PROHIBITED.</small>			<p>601 E. WILDWOOD VILLA PARK, IL 60181</p>
<small>ALL UNITS ARE IN FEET, INCHES, FRACTION OF INCHES AND DECIMALS. UNLESS OTHERWISE SPECIFIED TOLERANCES: 3 PLACE DECIMALS ±.005 ANGLES ±1° FRACTIONS ±1/16 - CRITICAL CHARACTERISTIC FLAG PER SPEC. XXXX.</small>			
APPROVED BY:		DATE: 08/09/16	TITLE: CABLE CONNECTOR, KIT (9)#22 PIN CONTACTS, SOLDER LONG BACKSHELL, MINI-CON-X STANDARD PRODUCT
SCALE: NTS	SIZE: B	SHEET: 1 OF 1	CUSTOMER: W6882-9PG-522
FILE:	DIRECTORY: SLW	PART NUMBER: W6882-9PG-522	REV: 0A