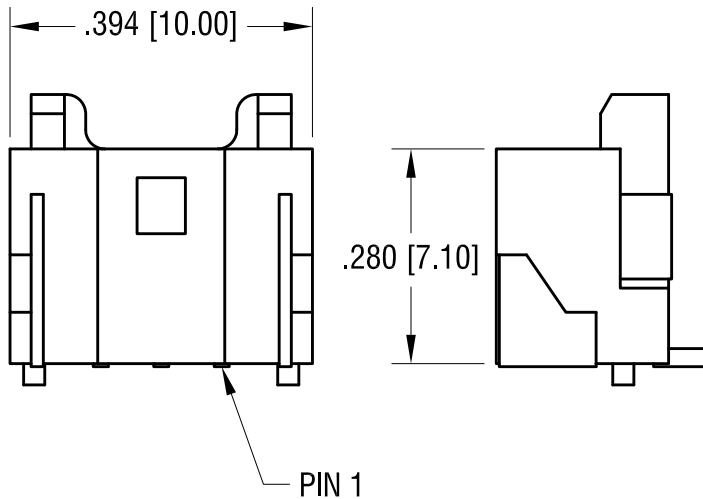
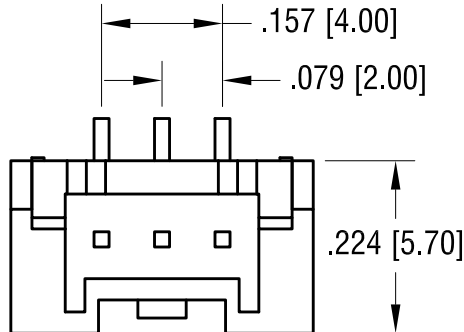
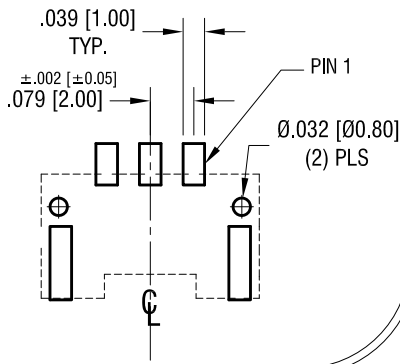
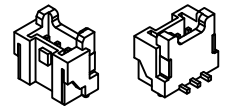


THIS DOCUMENT IS THE PROPERTY OF  
KEYSTONE ELECTRONICS CORP. AND  
SHALL NOT BE REPRODUCED, DISTRIBUTED  
OR USED AS A BASIS FOR MANUFACTURE  
WITHOUT PRIOR WRITTEN PERMISSION  
FROM KEYSTONE ELECTRONICS CORP.

# ACTUAL SIZE



## NOTE:

1. HOUSING: MAT'L- PA66, UL94V-0
2. POST: MAT'L- COPPER ALLOY  
TIN PLATED
3. WAFER: MAT'L- GLASS FILLED PBT, UL94V-0  
COLOR- NATURAL

## KEYSTONE ELECTRONICS CORP.

www.keyelco.com • ASTORIA, N.Y. 11105-2017 • Tel (718) 956-8900

PART NAME

SM TOP ENTRY CONNECTOR (3 CIRCUITS)

MATERIAL

AS NOTED

FINISH

AS NOTED

DRN BY

NT

DATE

3.07.16

APP'D

LN

SCALE

4X

TOLERANCES

INCH

[MM]

DECIMAL

$\pm .005$  [ $\pm 0.13$ ]

ANGULAR

$\pm 1^\circ$

UNLESS OTHERWISE SPECIFIED

CODE

C

DWG NO.

974

DATE

DESCRIPTION

REV.