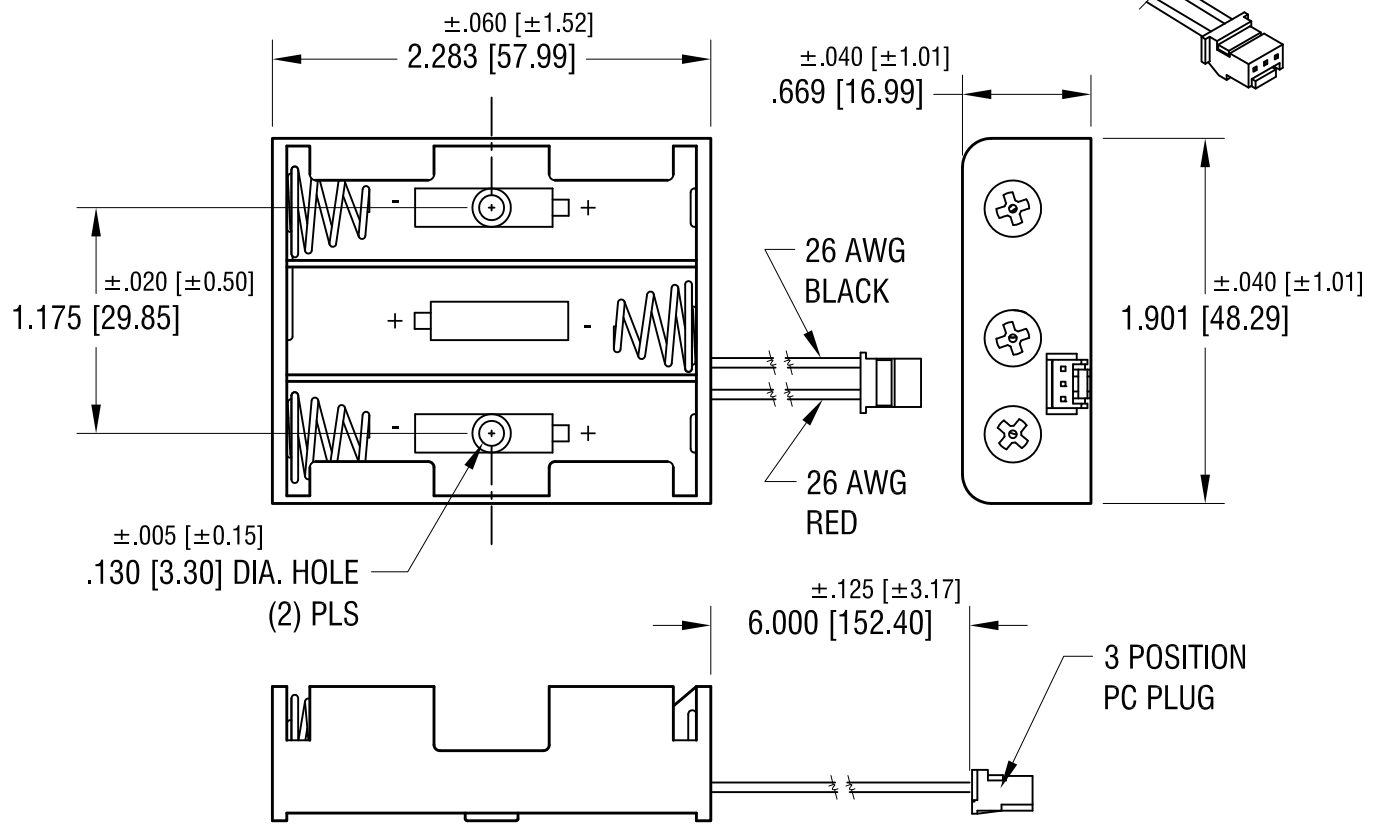
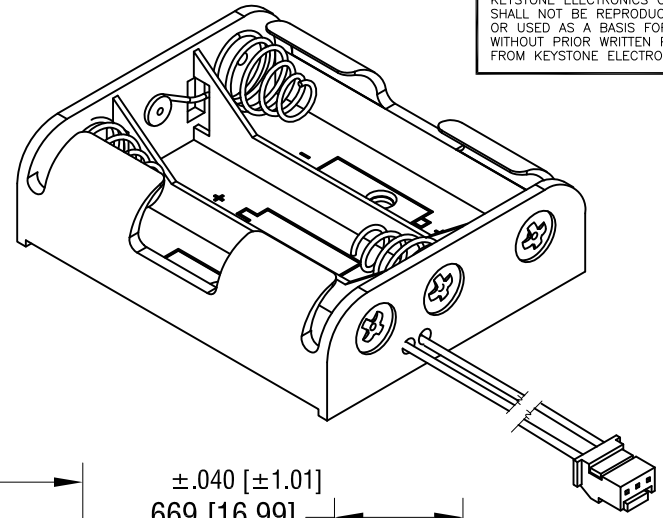
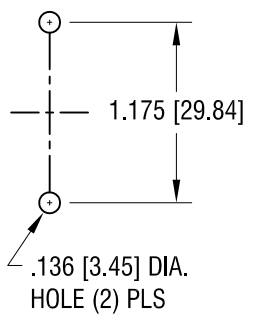


THIS DOCUMENT IS THE PROPERTY OF KEYSTONE ELECTRONICS CORP. AND SHALL NOT BE REPRODUCED, DISTRIBUTED OR USED AS A BASIS FOR MANUFACTURE WITHOUT PRIOR WRITTEN PERMISSION FROM KEYSTONE ELECTRONICS CORP.

MOUNTING DETAIL



NOTE:

1. HOLDER: MAT'L: POLYPROPYLENE
2. SPRING: MAT'L: MUSIC WIRE, .027 [0.70] DIA.
FINISH: NICKEL PLATE
3. CONNECTOR: MAT'L - PA 66, UL94V-0
COLOR- NATURAL
4. POSITIVE (RED) CONNECTED TO PIN 1
NEGATIVE (BLACK) CONNECTED TO PIN 3

*USE : 974-977 FOR P.C. JACK

KEYSTONE ELECTRONICS CORP.			
www.keyelco.com • ASTORIA, N.Y. 11105-2017 • Tel (718) 956-8900			
PART NAME		BATTERY HOLDER (3) 'AA'	
MATERIAL		AS NOTED	
FINISH	DRN BY	DATE	
AS NOTED	NT	3.07.16	
	APP'D	SCALE	
	LN	1X	
TOLERANCES	INCH	[MM]	CODE
DECIMAL	± .015	[± 0.38]	C
ANGULAR	± 1°		
UNLESS OTHERWISE SPECIFIED			
DWG NO.		2465CN	

DATE	DESCRIPTION	REV.