

DO NOT SCALE FROM THIS PRINT

DESIGNED & DIMENSIONED IN MILLIMETERS [INCHES]

DIN7A-PP-C-XX-ST-CA3

SERIES
7A: 75 OHM DIN 1.0/2.3

STYLE
-P: PUSH PULL

GENDER
-P: PLUG

TYPE
-C: CABLE

TERMINATION
-CA3: CABLE (RG179)

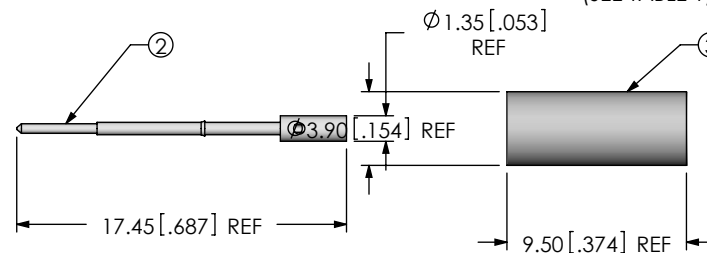
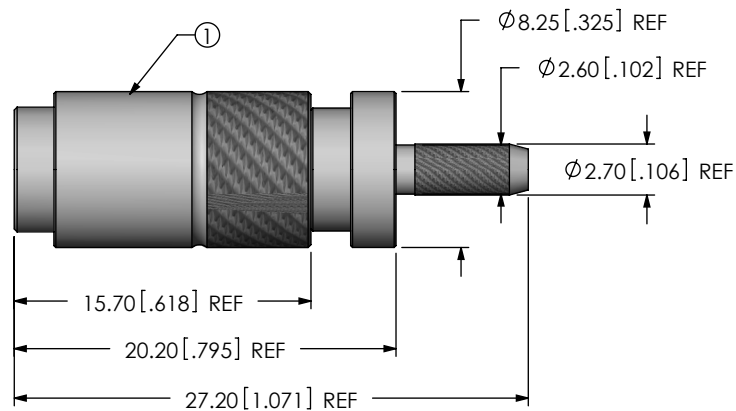
ORIENTATION
-ST: STRAIGHT

PLATING SPECIFICATION
-GF: GOLD/FLASH GOLD/NICKEL
10µ" AU / 50µ" NI MIN ON CENTER CONTACT,
3µ" AU / 50µ" NI MIN ON OUTER CONTACT,
100µ" NI MIN OTHER

-GG: GOLD/GOLD/NICKEL
10µ" AU / 50µ" NI MIN ON CENTER CONTACT,
10µ" AU / 50µ" NI MIN ON OUTER CONTACT,
100µ" NI MIN OTHER

-HH: HEAVY GOLD/HEAVY GOLD/NICKEL
30µ" AU / 50µ" NI MIN ON CENTER CONTACT,
30µ" AU / 50µ" NI MIN ON OUTER CONTACT,
100µ" NI MIN OTHER

-HF: HEAVY GOLD/FLASH GOLD/NICKEL
30µ" AU / 50µ" NI MIN ON CENTER CONTACT,
3µ" AU / 50µ" NI MIN ON OUTER CONTACT,
100µ" NI MIN OTHER



(SEE TABLE 1)

ITEM	COMPONENT	-GF	-GG	-HH	-HF
1	SUB ASSEMBLY	SUB-DIN7A-PP-C-FN-ST-CA3	SUB-DIN7A-PP-C-GN-ST-CA3	SUB-DIN7A-PP-C-HN-ST-CA3	SUB-DIN7A-PP-C-FN-ST-CA3
2	PIN	DIN7A-P-C-G-ST-CA3-PIN			DIN7A-P-C-H-ST-CA3-PIN
3	FERRULE	SMA-FER-001-N			

NOTES:

- NOTE DELETED.
- NOTE DELETED.
- NOTE DELETED.
- PRODUCT TO BE BULK PACKAGED PER PACKAGING STANDARD CO-RF-WI-3040-M.
- NOTE DELETED.
- NOTE DELETED.
- NOTE DELETED.

UNLESS OTHERWISE SPECIFIED, DIMENSIONS ARE IN MILLIMETERS [INCHES].
TOLERANCES ARE:
DECIMALS ANGLES
.X: ±0.3 [.01] 5°
.XX: ±0.13 [.005]
.XXX: ±0.051 [.0020]

PROPRIETARY NOTE
THIS DOCUMENT CONTAINS CONFIDENTIAL AND PROPRIETARY INFORMATION AND ALL DESIGN, MANUFACTURING, REPRODUCTION, USE, PATENT RIGHTS AND SALES RIGHTS ARE EXPRESSLY RESERVED BY SAMTEC, INC. THIS DOCUMENT SHALL NOT BE DISCLOSED, IN WHOLE OR PART, TO ANY UNAUTHORIZED PERSON OR ENTITY NOR REPRODUCED, TRANSFERRED OR INCORPORATED IN ANY OTHER PROJECT IN ANY MANNER WITHOUT THE EXPRESS WRITTEN CONSENT OF SAMTEC, INC.

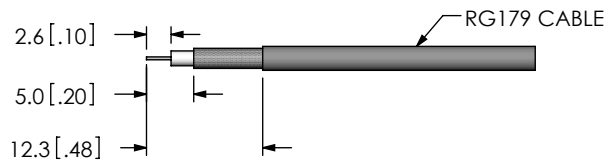


520 PARK EAST BLVD, NEW ALBANY, IN 47150
PHONE: 812-944-6733 FAX: 812-948-5047
e-Mail: info@SAMTEC.com code: 55322

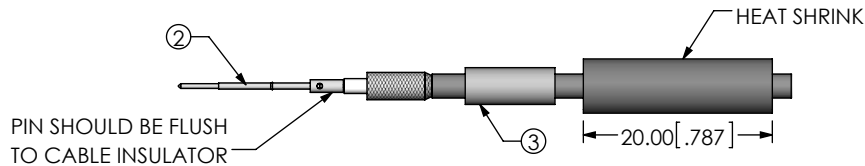
MATERIAL: DO NOT SCALE DRAWING SHEET SCALE: 2:1
SHELL, FERRULE: BRASS
CONTACT: BRASS
GASKET: SILICONE
DIELECTRIC: PTFE

DESCRIPTION:
TRUE 75 OHM, DIN 1.0/2.3 STRAIGHT PLUG, RG179
DWG. NO.
DIN7A-PP-C-XX-ST-CA3

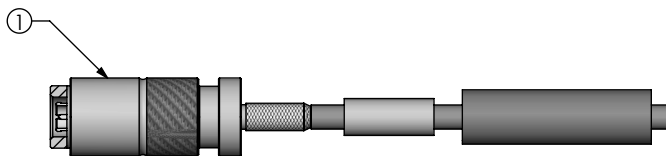
BY: TALON Z 02/22/2010 SHEET 1 OF 2



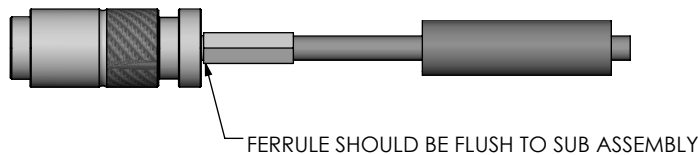
IN-PROCESS 1
STRIP CABLE AND TIN INNER
CONDUCTOR



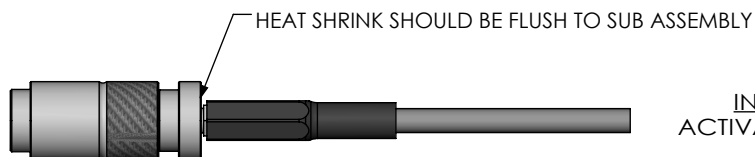
IN-PROCESS 2
ADD HEAT SHRINK & FERRULE
TO TUBING SOLDER SIGNAL PIN



IN-PROCESS 3
FLARE SHIELD & ADD SUB ASSEMBLY



IN-PROCESS 4
CRIMP FERRULE
(USE RF CRIMP HAND TOOL #CAT-RF-FER-01)
(USE .128" HEX DIE)



IN-PROCESS 5
ACTIVATE HEAT SHRINK

PROPRIETARY NOTE
* THIS DOCUMENT CONTAINS CONFIDENTIAL AND PROPRIETARY INFORMATION AND ALL DESIGN, MANUFACTURING, REPRODUCTION, USE, PATENT RIGHTS AND SALES RIGHTS ARE EXPRESSLY RESERVED BY SAMTEC, INC. THIS DOCUMENT SHALL NOT BE DISCLOSED, IN WHOLE OR PART, TO ANY UNAUTHORIZED PERSON OR ENTITY NOR REPRODUCED, TRANSFERRED OR INCORPORATED IN ANY OTHER PROJECT IN ANY MANNER WITHOUT THE EXPRESS WRITTEN CONSENT OF SAMTEC, INC.

DO NOT SCALE DRAWING

SHEET SCALE: 1.25:1



520 PARK EAST BLVD, NEW ALBANY, IN 47150
PHONE: 812-944-6733 FAX: 812-948-5047
e-Mail: info@SAMTEC.com code: 55322

DESCRIPTION:
TRUE 75 OHM, DIN 1.0/2.3 STRAIGHT PLUG, RG179

DWG. NO.
DIN7A-PP-C-XX-ST-CA3

BY: TALON Z 02/22/2010 SHEET 2 OF 2