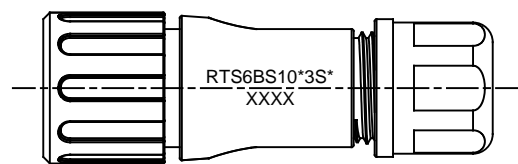
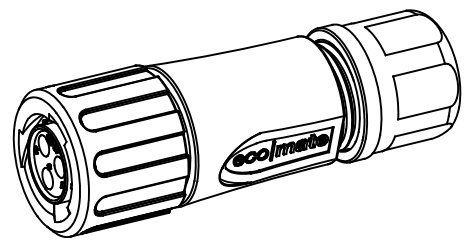
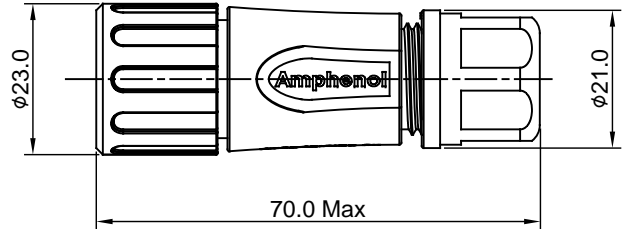
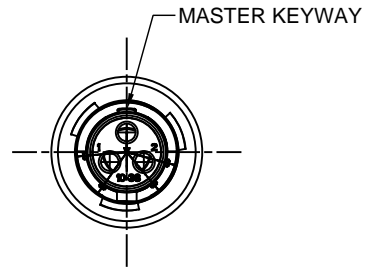


REVISIONS					
REV	ECO	DESCRIPTION	DATE	BY	APPR
A1	--	RELEASED DRAWING	Aug-10-2016	Ben	Tommy



- NOTES : (UNLESS OTHERWISE SPECIFIED)
- MATERIAL :
 - SHELL : THERMOPLASTIC , UL94 V-0.
 - INSERT : THERMOPLASTIC , UL94 V-0.
 - COUPLING NUT : THERMOPLASTIC , UL94 V-0.
 - O-RING : NBR/SILICONE RUBBER.
 - WAVE WASHER : STAINLESS STEEL.
 - BACK SHELL : THERMOPLASTIC , UL94 V-0.
 - CLAMP NUT : THERMOPLASTIC , UL94 V-0.
 - PLASTIC RING : THERMOPLASTIC , UL94 V-0.
 - RUBBER RING : NBR/SILICONE RUBBER..
 - SPECIFICATIONS :
 - 2.1 RATED CURRENT : 13A (MAX).
 - 2.2 RATED VOLTAGE : 500V(AC/DC).
 - 2.3 OPERATING TEMPERATURE : SEE CHART .
 - 2.4 DIELECTRIC WITHSTANDING VOLTAGE : LESS THAN 2 MILLIAMPS CURRENT LEAKAGE@2000 VOLTS AC.
 - 2.5 INSULATION RESISTANCE : 5000 MEGOHMS MIN.
 - 2.6 IP--CLASS : IP67.
 - 2.7 MATING CYCLES DURABILITY : 500 CYCLES MIN.
 - 2.8 RoHS COMPLIANT.
 - SUITABLE CONTACTS : 16# CONTACTS.
 - ALL DIMENSIONS ARE FOR REFERENCE USE ONLY.

DIMENSION ϕA	CABLE OD RANGE
7.0MM	4.0-6.5MM
8.8MM	5.0-8.8MM

KEY	PART NUMBER	
		-40°C ~ +105°C
N	RTS6BS10N3S	RTS6BS10N3S03

QUANTITY	PART NUMBER	DESCRIPTION	ITEM
MATERIALS LIST			
UNLESS OTHERWISE SPECIFIED		SIGNATURES DATE	
1) All dimensions are in metric(mm).		DRAWN: Ben	Aug-10-2016
2) Tolerances are as follows:		CHECKED: Tod	Aug-10-2016
1 PL DEC ±0.30 Fractions ±1/64		ENGINEER:	
2 PL DEC ±0.15 Angles ±1°		APPROVAL: Tommy	Aug-10-2016
3 PL DEC ±0.08		CUSTOMER:	
MATERIAL SPECIFICATIONS:		THIS DRAWING IS SUPPLIED FOR INFORMATION ONLY. DESIGN FEATURES, SPECIFICATIONS AND PERFORMANCE DATA SHOWN HEREON ARE THE PROPERTY OF THE AMPHENOL CORPORATION. NO RIGHTS OF REPRODUCTION ARE IMPLIED. ALL DIMENSIONS ARE SUBJECT TO NORMAL MANUFACTURING VARIATIONS.	
PROCESS SPECIFICATIONS:		SIZE	TYPE
NEXT ASSY:		B	C-
		SCALE	NONE
		DWG NO.	RTS6BS10*3S*
		REVISION	A1
		SHEET	1 OF 1

TITLE: ECO-MATE,PLUG,BACK SHELL,SIZE 10,3POS,SOCKET. DWG NO.: RTS6BS10*3S* REV: A1 SH: 1 OF: 1