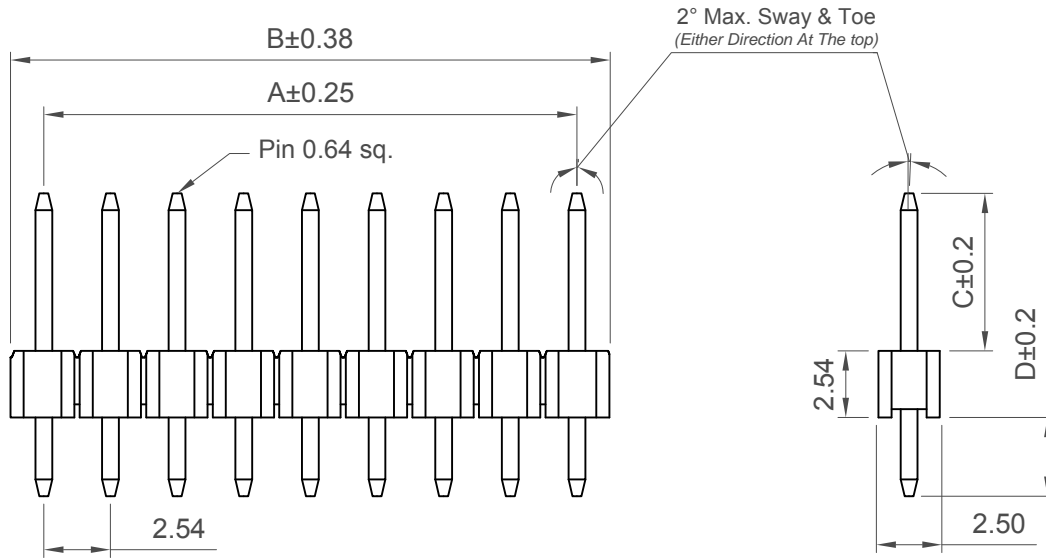
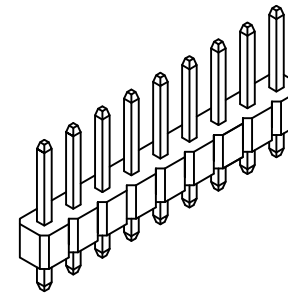


Recommended PCB Layout



Specifications 规格

Insulator 绝缘体:
 Standard 标准: Polyamide, Nylon 6T, UL94V-0
 Options 可选: Polymer, LCP, UL94V-0
 Polyester, PBT, UL94V-0
 Contact 接触: Copper Alloy

Plating 电镀
 Contact 接触: See Ordering Grid

Electrical 电气
 Current Rating 电流额定值: 3 Amp Per Pin
 Contact Resistance 接触电阻值: 20 mΩ max.
 Insulation Resistance 绝缘电阻值: 1000 MΩ min.
 Dielectric Withstand Voltage 耐电压: 600 V AC

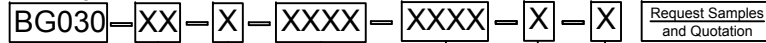
Mechanical & Environmental 机械 & 环境
 Operating Temperature 工作温度: -40°C to +105°C
 Soldering Process 可焊性

Nylon 6T (Standard 标准物料)
 IR Reflow 回流焊: 260°C for 10 sec.
 Wave 波峰焊: 230°C for 5-10 sec.
 Manual Solder 人工焊接: 350°C for 3-5sec
 LCP (Option 可选物料)
 IR Reflow 回流焊: 260°C for 10 sec.
 Wave 波峰焊: 250°C for 5-10 sec
 Manual Solder 人工焊接: 350°C for 3-5 sec
 PBT (Option 可选物料)
 Manual Solder 人工焊接: 330°C for 3-5sec
 (Not suitable for hi-temp process 不适合高温制程)

Mates with 配套之母座
 (Subject to Pin Length 在端子长度适合的条件下)
 BG090 BG095 BG096 BG100 BG110
 BG115 BG125 BG126 BG130 BG135
 BG145 BG205 BG230

Number of Contacts	Dimensions	
	A	B
1	/	2.54
2	2.54	5.08
3	5.08	7.62
4	7.62	10.16
5	10.16	12.70
6	12.70	15.24
7	15.24	17.78
8	17.78	20.32
9	20.32	22.86
10	22.86	25.40
11	25.40	27.94
12	27.94	30.48
13	30.48	33.02
14	33.02	35.56
15	35.56	38.10
16	38.10	40.64
17	40.64	43.18
18	43.18	45.72
19	45.72	48.26
20	48.26	50.80
21	50.80	53.34
22	53.34	55.88
23	55.88	58.42
24	58.42	60.96
25	60.96	63.50
26	63.50	66.04
27	66.04	68.58
28	68.58	71.12
29	71.12	73.66
30	73.66	76.20
31	76.20	78.74
32	78.74	81.28
33	81.28	83.82
34	83.82	86.36
35	86.36	88.90
36	88.90	91.44
37	91.44	93.98
38	93.98	96.52
39	96.52	99.06
40	99.06	101.60

Ordering Grid



No. of Contacts
01 to 40

Contact Plating
 A = Gold Flash All Over (Standard)
 B = Selective Gold Flash Contact Area/Tin On Tail
 C = Tin All Over
 G = 10μ" Gold Contact Area/Tin On Tail
 I = 30μ" Gold Contact Area/Tin On Tail
 L = Matt Tin

Dimension C (1/100mm) (Post Height)
 0450 = 4.50mm (Standard)
 0650 = 6.50mm (Standard)
 Or specify custom Post Height
 e.g. 0250 = 2.50mm

Packing Options
 G = Plastic Box (Standard)
 B = Tape & Reel with Cap
 D = Tube
 E = Tube with Cap

Insulator Material
 N = Nylon 6T (Standard)
 P = PBT
 L = LCP

Dimension D (1/100mm) (Tail Length)
 0300 = 3.00mm (Standard)
 Or specify custom Tail Length
 e.g. 0250 = 2.50mm

Part Number		Product Description	
BG030		2.54mm pitch Pin Header	
Drawing Date		Single Row, Through-Hole, Vertical	
1st November 2006			
By	CC	Tolerances (Except as Noted)	Units:
Detail	BG030 G PCN	Length X. ± 0.30 X.X ± 0.20 X.XX ± 0.15 X.XXX ± 0.10	Metric (mm)
Revision	G3	Angle X.° ± 5° X.X° ± 2° X.XX° ± 1° X.XXX° ± 0.5°	3rd Angle Projection
Date	14/07/17		



This drawing is confidential and copyright of Global Connector Technology, Ltd (GCT).
 This drawing must not be copied or disclosed without written consent.
 E & OE



Not to Scale	Drawn By LYH	Sheet No. 1/1
--------------	--------------	---------------