

No. of Contacts	Dimension			
	A	B	C	D
4	9.10	3.00	11.00	5.10
5	10.10	4.00	12.00	6.10
6	11.10	5.00	13.00	7.10
8	13.10	7.00	15.00	9.10
18	23.10	17.00	25.00	19.10
19	24.10	18.00	26.00	20.10
20	25.10	19.00	27.00	21.10
24	29.10	23.00	31.00	25.10
30	35.10	29.00	37.00	31.10

Specification 规格

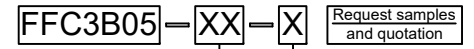
**Material 物料**  
 Housing 塑胶外壳: LCP (UL 94V-0), White  
 Actuator: LCP (UL 94V-0), Black  
 Contact 接触: Phosphor Bronze  
 Fitting Nail: Brass

**Plating 电镀**  
 Underplating 底层电镀: Nickel-plated all over  
 Contact Area 接触部分: see ordering grid  
 Fitting Nail: Tin

**Electrical 电气**  
 Voltage Rating 电压额定值: 50V AC/DC max.  
 Current Rating 电流额定值: 0.4A AC/DC max.  
 Dielectric Strength 耐电压: 500V AC for 1 minute  
 Insulation Resistance 绝缘电阻值: 50 MΩ min. 250V DC  
 Contact Resistance 接触电阻值: 40 mΩ max.  
 Solder Profile: Peak Temp 260°C (+0/-5°C) max.  
 (5 seconds)

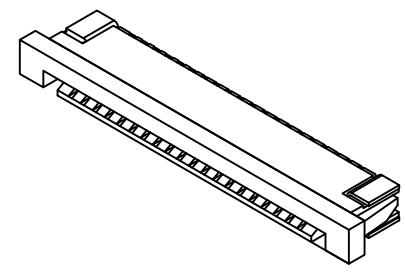
**Mechanical & Environmental 机械 & 环境**  
 Operating Temperature 工作温度: -25°C to +85°C  
 Durability 耐久性: 20 Cycles

Ordering Grid



No. of Contacts  
 04 - 30 (see dimension table)

Contact Plating  
**T= Tin Plating over all (Standard)**  
*reel qty=1500pcs*  
**G= Gold Flash over all**  
*(Only available in 5&6 circuits)*  
*reel qty=1500pcs*



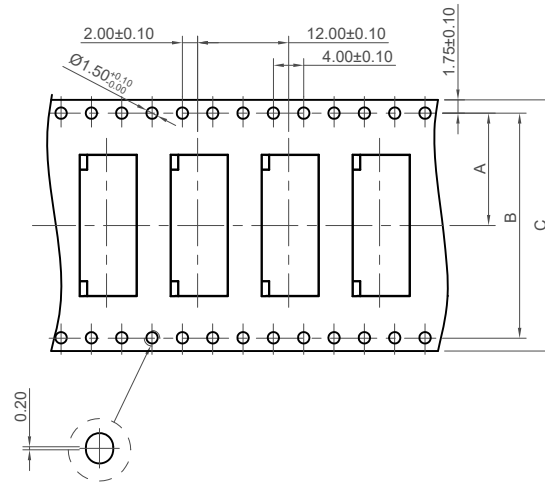
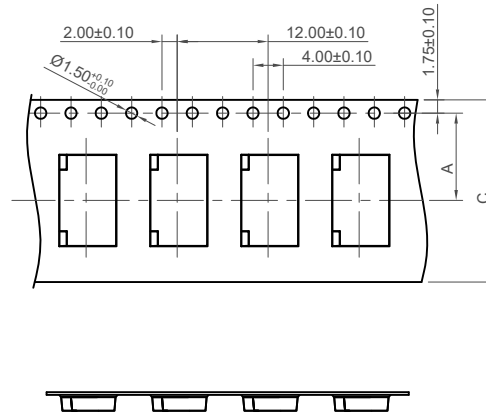
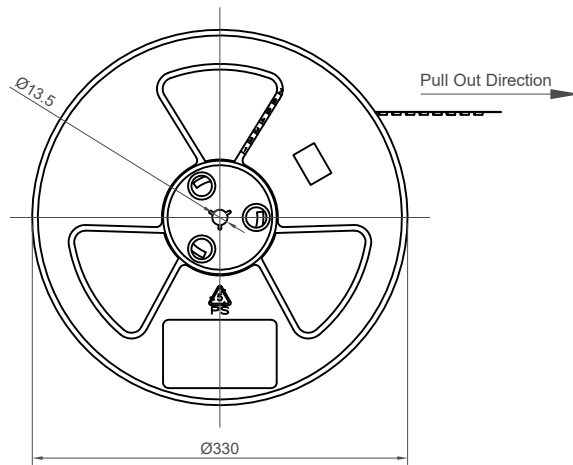
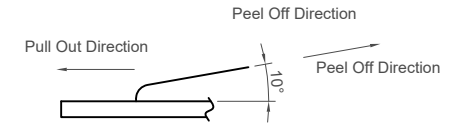
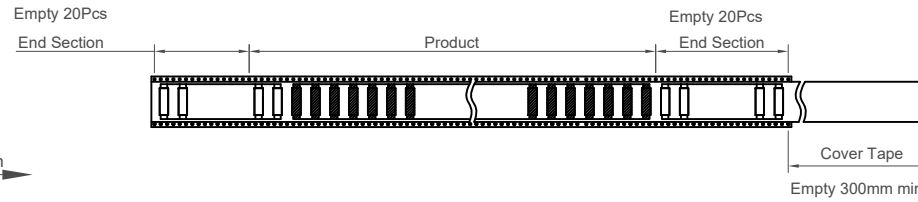
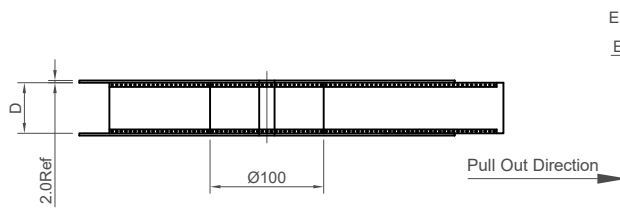
Part Number		Product Description	
FFC3B05		FPC 1.0mm Pitch Side Entry	
Drawing Date		Bottom Contact, SMT, Height=2.5mm, ZIF, Slide Type	
24th May 2010			
By	CC	Tolerances (Except as Noted)	
Detail	FFC3B05	Length	Angle
Revision	B	X.X ± 0.30	X.X° ± 2°
Date	21/12/16	X.XX ± 0.15	X.XX° ± 1°
		X.XXX ± 0.10	X.XXX° ± 0.5°
		Units:	Metric (mm)
		3rd Angle Projection	



This drawing is confidential and copyright of Global Connector Technology, Ltd (GCT). This drawing must not be copied or disclosed without written consent. E & OE



Not to Scale	Drawn By PKN	Sheet No. 1/2
--------------	--------------	---------------



No. of Contacts	Dimensions			
	A	B	C	D
4 ~ 9	11.5±0.10	/	24.0±0.30	24.4±0.30
10 ~ 14	14.2±0.10	28.4±0.20	32.0±0.30	32.4±0.30
15 ~ 27	20.2±0.15	40.4±0.20	44.0±0.30	44.4±0.30
28 ~ 30	26.2±0.15	52.4±0.20	56.0±0.30	56.4±0.30

**NOTES:**

1.Number of Connectors:  
1500 Pcs/Reel

2.Material  
Carrier Tape:PET,PE,PEF  
Reel:PS

3.Peeling off force of top tape  
10gf~100gf

Part Number FFC3B05		Product Description FPC 1.0mm Pitch Side Entry Bottom Contact, SMT, Height=2.5mm, ZIF, Slide Type	
Drawing Date 24th May 2010			
By CC	Tolerances (Except as Noted) Length Angle	Units: Metric (mm)	
Detail FFC3B05 B PCN	X.X ± 0.30 X.XX ± 0.20 X.XXX ± 0.10	X.X° ± 5° X.XX° ± 3° X.XXX° ± 1°	
Revision B			
Date 21/12/16			



This drawing is confidential and copyright of Global Connector Technology, Ltd (GCT). This drawing must not be copied or disclosed without written consent. E & OE



Not to Scale	Drawn By PKN	Sheet No. 2/2
--------------	-----------------	------------------