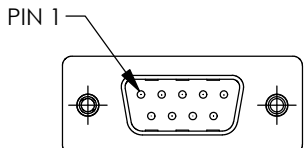
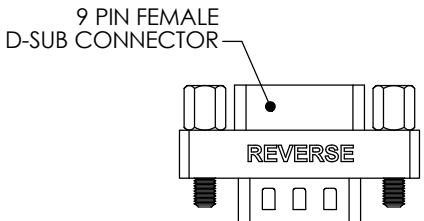
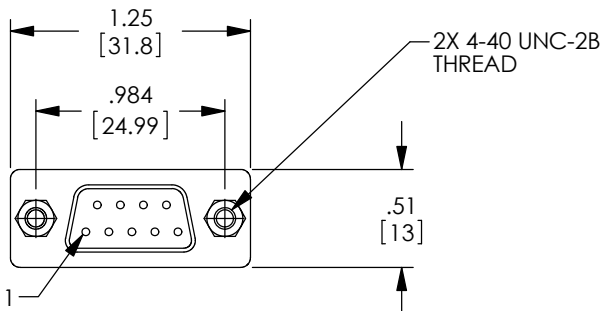
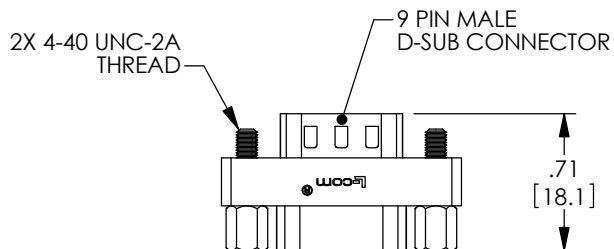


THE INFORMATION CONTAINED IN THIS DRAWING IS THE SOLE PROPERTY OF L-COM, INC. ANY REPRODUCTION IN PART OR WHOLE WITHOUT THE WRITTEN PERMISSION OF L-COM, INC. IS PROHIBITED.

REVISIONS			
REV	DESCRIPTION	DATE	APPROVED
A	DRAWING REPLACES DMA030MF	8/23/12	D.FRISIELLO



DB9F	DB9M
PIN 1	PIN 1
PIN 2	PIN 3
PIN 3	PIN 2
PIN 4	PIN 4
PIN 5	PIN 5
PIN 6	PIN 6
PIN 7	PIN 7
PIN 8	PIN 8
PIN 9	PIN 9

NOTES:

1. ALL CONTACTS ARE GOLD PLATED OVER NICKEL.
2. COMPLETE 360° SHIELDING.
3. EXPOSED STEEL SURFACES ARE TIN PLATED, AND JACKSCREWS ARE NICKEL PLATED.
4. CONNECTOR INSULATORS ARE GLASS FILLED PBT.
5. COMPONENT SHALL BE INDIVIDUALLY PACKAGED IN ACCORDANCE WITH L-COM SPECIFICATION PS-0031.

REGULATORY COMPLIANCE:
CE2011/65/EU (RoHS DIRECTIVE)

UNLESS OTHERWISE SPECIFIED, DIMENSIONS ARE IN INCHES [mm] OVERALL CABLE LENGTH TOLERANCE: ≤12 [305] = +1 [25] / -0 >12 [305] ≤60 [1524] = +2 [51] / -0 >60 [1524] ≤120 [3048] = +4 [102] / -0 >120 [3048] ≤300 [7620] = +6 [152] / -0 >300 [7620] = +5% / -0% ALL OTHER DIMENSIONAL TOLERANCES: .X = ± .2 [5.08] .XX = ± .02 [1.51] .XXX = ± .005 [1.13]	APPROVALS DRAWN BY C.McCORMICK CHECKED BY D.PARHAM APPROVED BY R.CARRICK	DATE 02/12/01 02/16/01 02/13/01	45 BEECHWOOD DRIVE NORTH ANDOVER, MA 01845	
	CONFIGURATION DETAILS OF UNDIMENSIONED FEATURES MAY VARY COLOR VARIATIONS MAY OCCUR			CATEGORY D-SUBMINIATURE PRODUCT DESCRIPTION ADAPTER, REVERSER 2&3 DB9M/F
PROJECTION 	SCALE: NONE	FSCM NO. 43321	DWG. NO. DMA030MF	REV. A
CAD FILE: DMA030MF.SLDDRW		SHEET 1 OF 1		