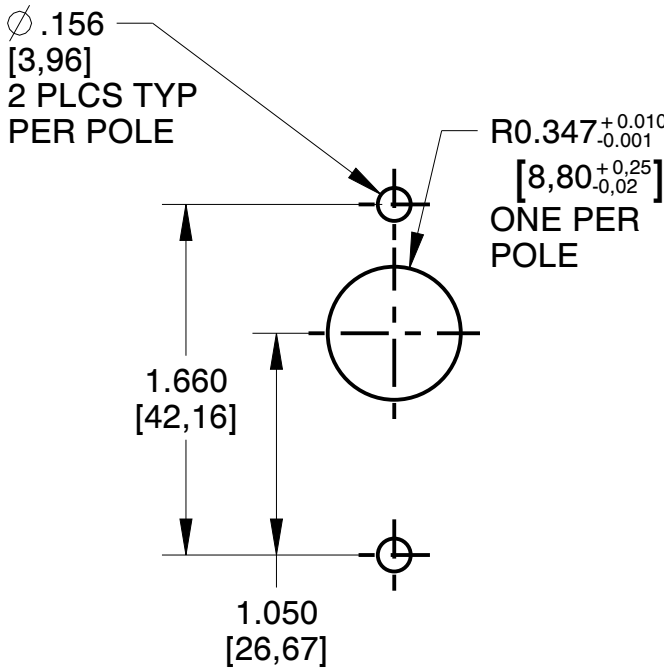
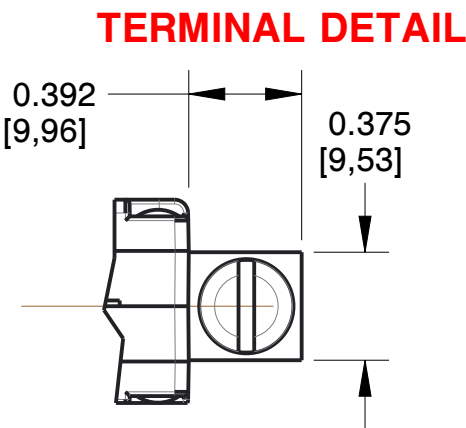
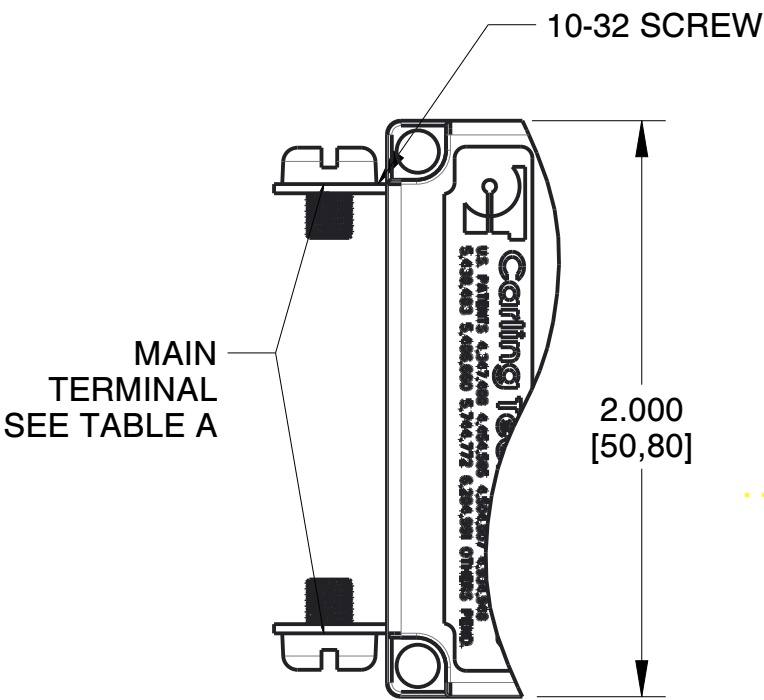
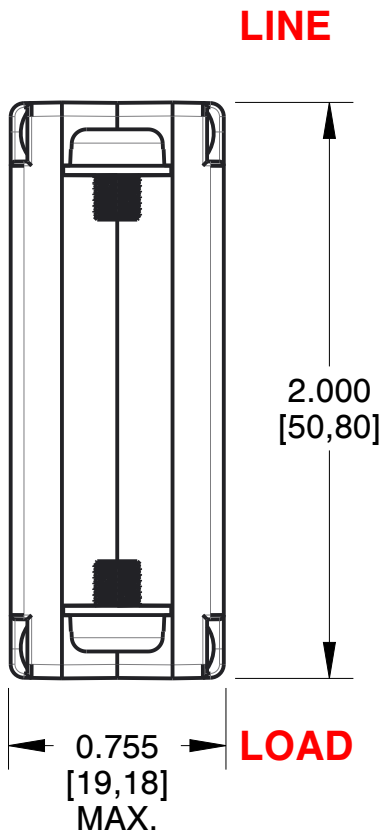
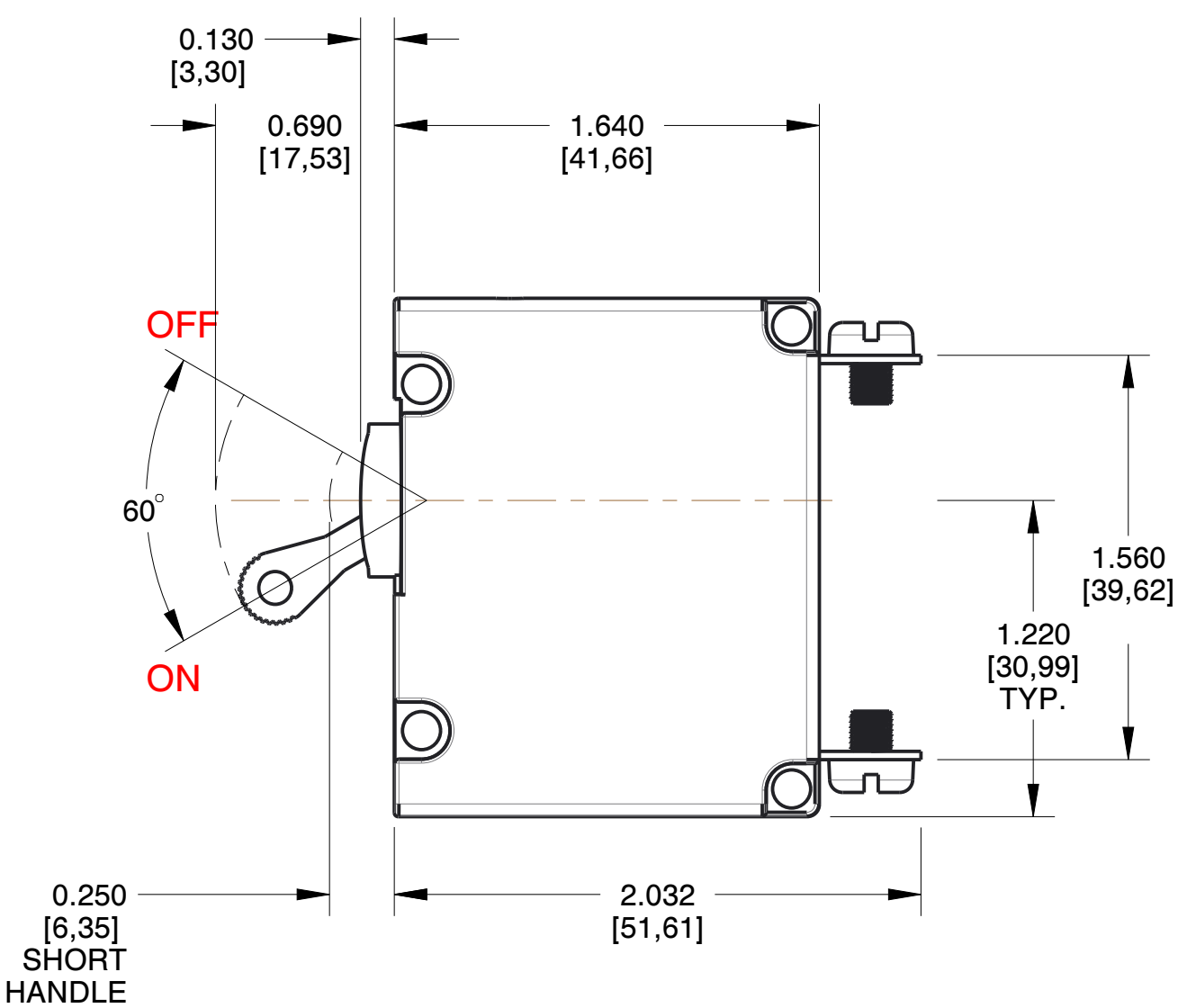
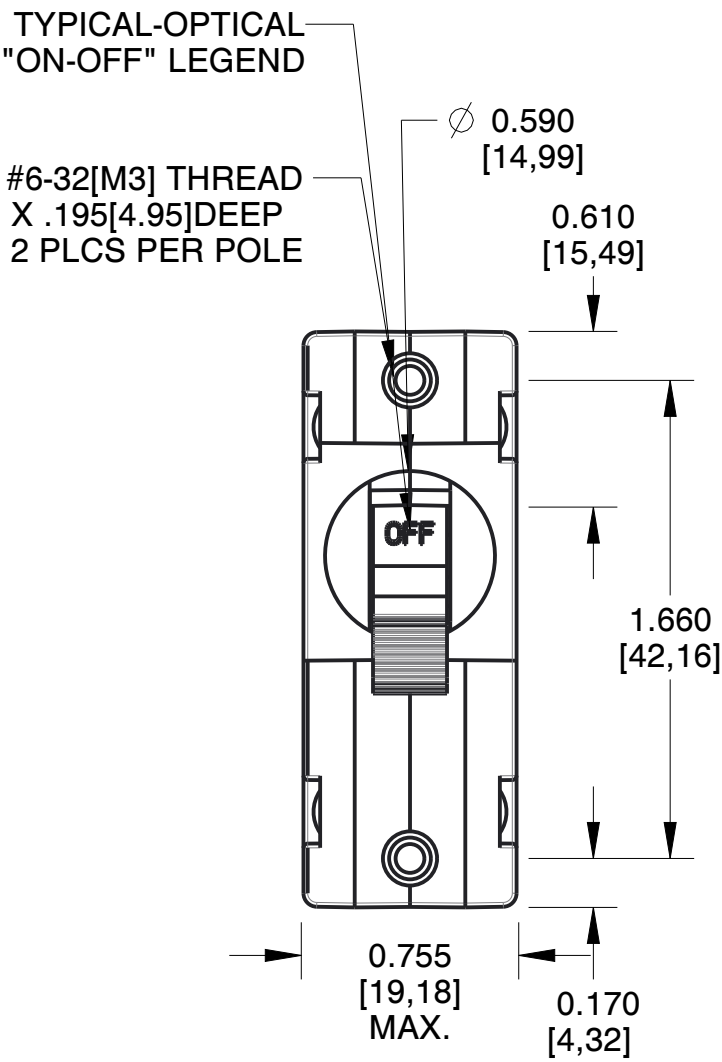


DRAWING FILE NO.		REV
AA1-B0-34-450-5D1-C		07-19-17
REVISIONS		
DATE	DESCRIPTION	
07-19-17	DRAWING CREATED	




PANEL CUTOUT DETAIL



Carling Technologies

Innovative Designs. Powerful Solutions.

60 JOHNSON AVE
 PLAINVILLE, CT 06062, USA
 PHONE: (860) 793-9281
 SALES: SALES@CARLINGTECH.COM
 APPLICATION SUPPORT: TEAM2@CARLINGTECH.COM

CIRCUIT SCHEMATIC		
ANSI		
SERIES TRIP		
	TABLE A TIGHTENING TORQUE SPECIFICATIONS	
	THREAD SIZE	TORQUE
	#6-32 & M3 MOUNTING HARDWARE	7-9- IN-LBS [0.8-1.0 NM]
	#8-32 & M4 THREAD TERMINAL SCREW	12-15 IN-LBS [1.4-1.7 NM]
	#10-32 & M5 THREAD TERMINAL SCREW	15-20 IN-LBS [1.7-2.3 NM]

PROPRIETARY NOTICE
 NOTICE TO ALL PERSONS RECEIVING THIS DRAWING: THIS DOCUMENT IS THE PROPERTY OF CARLING TECHNOLOGIES, INC. AND IS NOT TO BE DISCLOSED, REPRODUCED IN WHOLE OR IN PART OR USED FOR MANUFACTURING PURPOSES BY ANYONE WITHOUT THE CONSENT OF CARLING TECHNOLOGIES, INC.

DISCLAIMER
 MANUFACTURER RESERVES THE RIGHT TO CHANGE PRODUCT SPECIFICATIONS WITHOUT PRIOR NOTICE.

A-SERIES
CIRCUIT_BREAKER

DO NOT SCALE DRAWING
UNLESS OTHERWISE SPECIFIED
DIMENSIONS: IN [MM]
TOLERANCES: ± .020 [0.51]

DRAWING FILE NO.

AA1-B0-34-450-5D1-C

SIZE

C

PRODUCT SERIES: A-SERIES C.B.

SHEET 1 OF 1