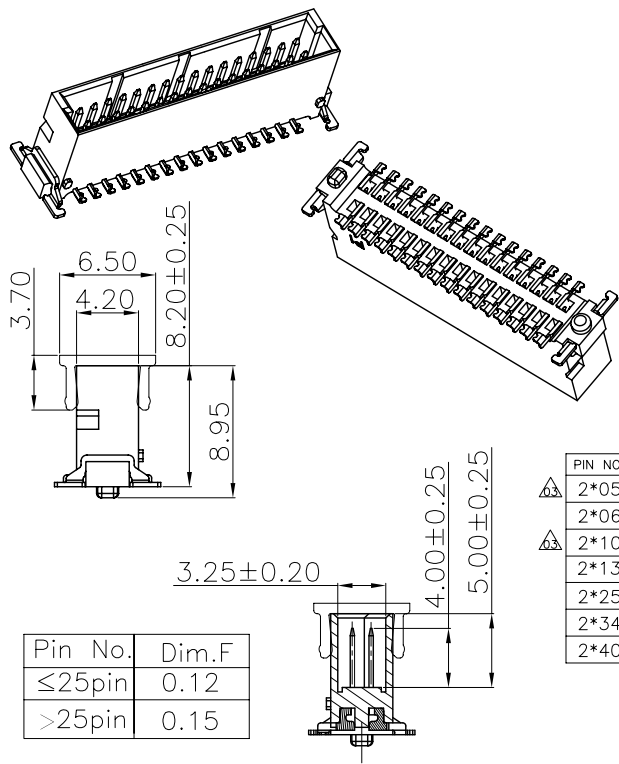
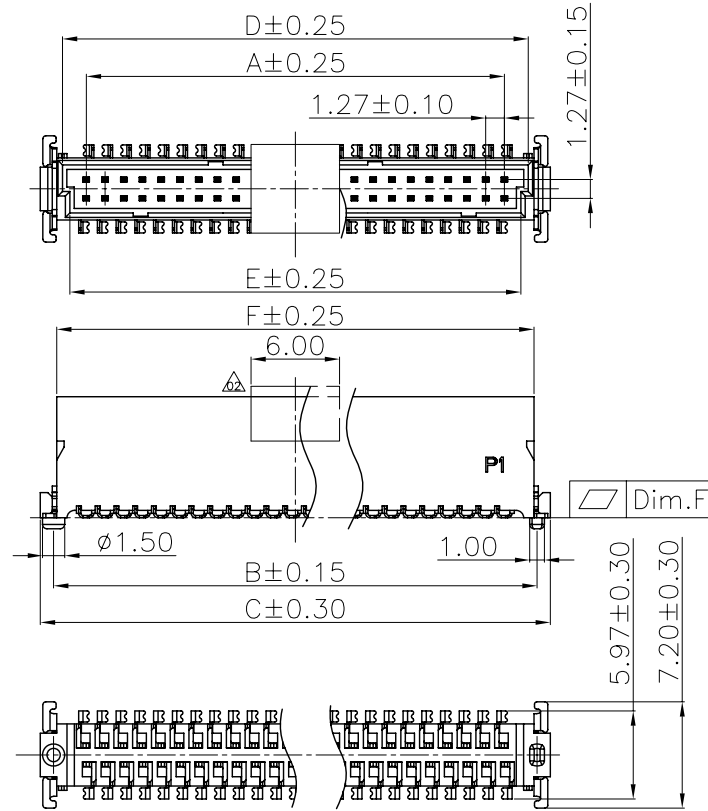


REV.	LOCAS.	DESCRIPTION	DATE	DRAWN
01	NEW	BATCH PRODUCTION INITIAL RELEASE.	2014.03.10	zongliangiu
02	△A	依業務要求增加CAP	2015.12.31	馮國東
03	△A	新增5PIN和10PIN無訂單未開治具，以舊有PIN轉量產結案	2016.07.30	黃超

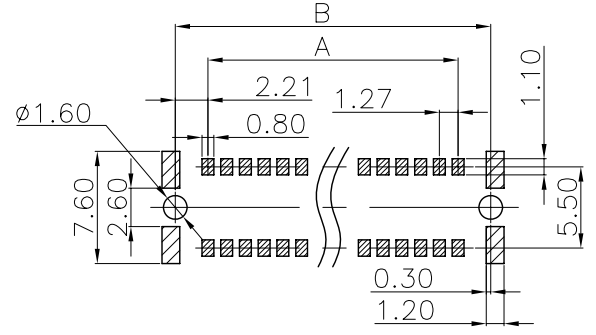


Pin No.	Dim.F
≤25pin	0.12
>25pin	0.15

Specifications
 Current Rating:0.8Amp
 Insulation Resistance:1000MΩ Min.
 Dielectric Withstanding Voltage:500VAC
 Contact Resistance:30mΩ Max.
 Operating Temperature:-55°C to +125°C
 Materials
 Contact Material:Copper Alloy
 Insulator Material:High Temperature Thermoplastic, UL 94V-0 LCP or the equivalent material
 Colour:Black
 All materials must meet Greenconn hazardous substances control standards.

PIN NO.	A	B	C	D	E	F	備註
△A 2*05	5.08	9.50	11.40	8.30	7.30	9.08	不可量產(有塑膠,無治具)
2*06	6.35	10.77	12.70	9.57	8.57	10.35	
△A 2*10	11.43	15.85	17.80	14.65	13.65	15.43	不可量產(有塑膠,無治具)
2*13	15.24	19.66	21.60	18.46	17.46	19.24	
2*25	30.48	34.90	36.80	33.70	32.70	34.48	
2*34	41.91	46.33	48.20	45.13	44.13	45.91	
2*40	49.53	53.95	55.80	52.75	51.75	53.53	

Recommended P.C.Board Layout
 (Tolerance:±0.05)



Ordering Information

GBEC201 - XX XX B001 C 1 A X

No. of Pins per Row: 05,06,10,13,25,34,40
 Standard Plating: 79=5u"Au/80~160u"Matte Tin
 Selective Plating: 34=10u"Gold/Gold Flash
 05=Gold Flash/Tin

Color: 1=Black

Standard Packing: C=tube
 E=cap+tube
 Selective Packing: F=cap+tape&reel

格菱股份有限公司
Greenconn Corporation

GENERAL TOLERANCE	
X.*±5.0°	X.±0.30
.X*±3.0°	.X±0.25
.XX*±2.0°	.XX±0.15
.XXX*±1.0°	.XXX±0.10

DESIGNED: 黃超	DATE: 2016.07.30
CHECKED: 林萬輝	DATE: 2016.07.30
CO SIGNED: 劉北平	DATE: 2016.07.30
APPROVED: 李輝	DATE: 2016.07.30

DWG. NO.	GBEC201-CB1CA
PART NO.	GBEC201-XXXXB001C1AX

TITLE:
 Pitch 1.27 male Connector
 SMC Q TYPE SMT TYPE
 180°

REV.	UNIT.	SCALE.	PAGE.
03	mm	2:1	1/1