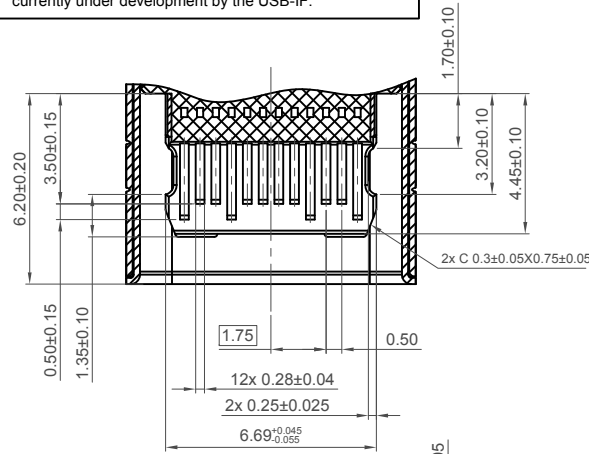
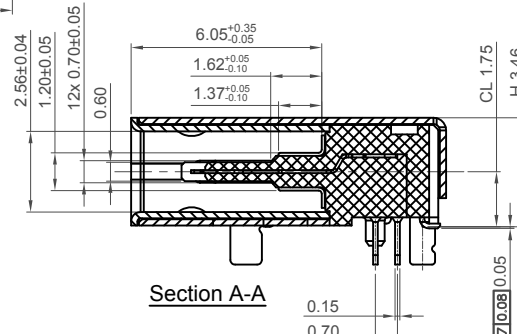
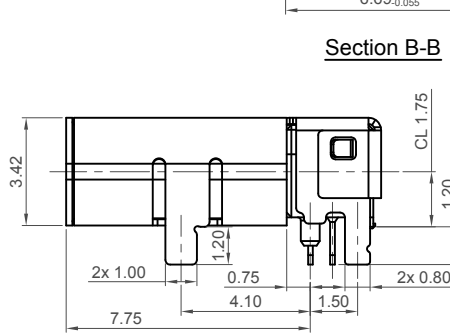


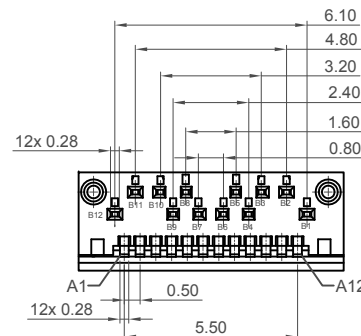
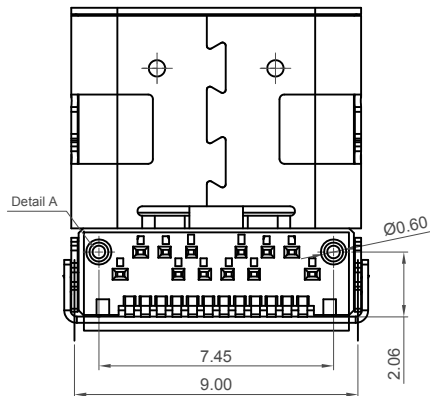
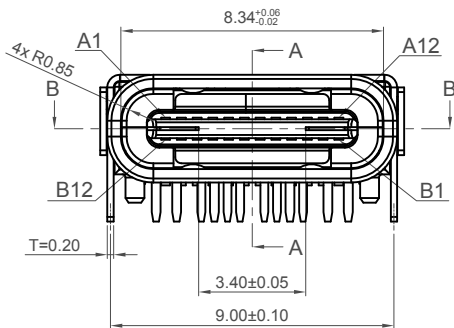
GCT USB4055 is designed and manufactured to be compatible with USB Type C specification latest release. Compliance testing for products conforming to the USB type-C cable and connector specification are currently under development by the USB-IF.



Section B-B



Section A-A



Detail A

Pin	Signal	Mating Sequence	Pin	Signal	Mating Sequence
A1	GND	First	B12	GND	First
A2	SSTxp1	Second	B11	SSRXp1	Second
A3	SSTXn1	Second	B10	SSRXn1	Second
A4	Vbus	First	B9	Vbus	First
A5	CC1	Second	B8	SBU2	Second
A6	Dp1	Second	B7	Dn2	Second
A7	Dn1	Second	B6	Dp1	Second
A8	SBU1	Second	B5	CC2	Second
A9	Vbus	First	B4	Vbus	First
A10	SSRXn2	Second	B3	SSTXn2	Second
A11	SSRXp2	Second	B2	SSTXp2	Second
A12	GND	First	B1	GND	First
SHELL	GND		SHELL	GND	

Specifications

Material

Insulator: High Temp. Plastic UL 94V-0, Black  
 Contact: High Grade Copper Alloy (T=0.15mm)  
 Shell: Stainless steel (T=0.20mm)  
 Cover Shell: Iron (T=0.20mm)  
 Inner Ground Cover Shell: Stainless Steel (T=0.10mm)  
 Mid Plate: Stainless Steel (T=0.10mm)

Plating

Contact: 30µ" Gold over 50µ" min. Nickel  
 Solder Tails: 80µ" min. Matte Tin over 50µ" min. Nickel  
 Shell: 50µ" min. Nickel  
 Cover Shell: 80µ" min. Nickel  
 Inner Ground Cover Shell: 50µ" min. Nickel

Electrical

Current Rating: 5.00A collectively for Vbus pins  
 6.25A collectively for GND pins  
 1.25A for B5 pin  
 0.25A per pin for all other pins

Voltage Rating: 20V DC

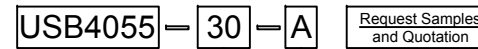
Contact Resistance: 40mΩ max initial.  
 50mΩ max after test

Dielectric Withstanding Voltage: 100V AC  
 Insulation Resistance 100MΩ min

Mechanical & Environmental

Operating Temperature: -40°C to 85°C  
 Mating Force: 5 to 20 N.  
 Unmated Force: 8 to 20 N after test  
 Durability: 10,000 cycles

Ordering Grid



Contact Plating  
 30 = 30µ" Gold

Packing Options  
 A = Tape & Reel  
 (700 per reel)

Part Number		Product Description	
USB4055		USB Type C Receptacle	
Drawing Date		Hybrid type, PCB Top Mount.	
21st April 2016			
By	CC	Tolerances (Except as Noted)	Units:
Detail	USB4055 B PCN	Length X. ± 0.50 XX ± 0.30 XXX ± 0.20 X.XXX ± 0.10	Metric (mm)
Revision	B	Angle ± 2°	
Date	04/09/17		

Deca-SIDE

3rd Angle Projection

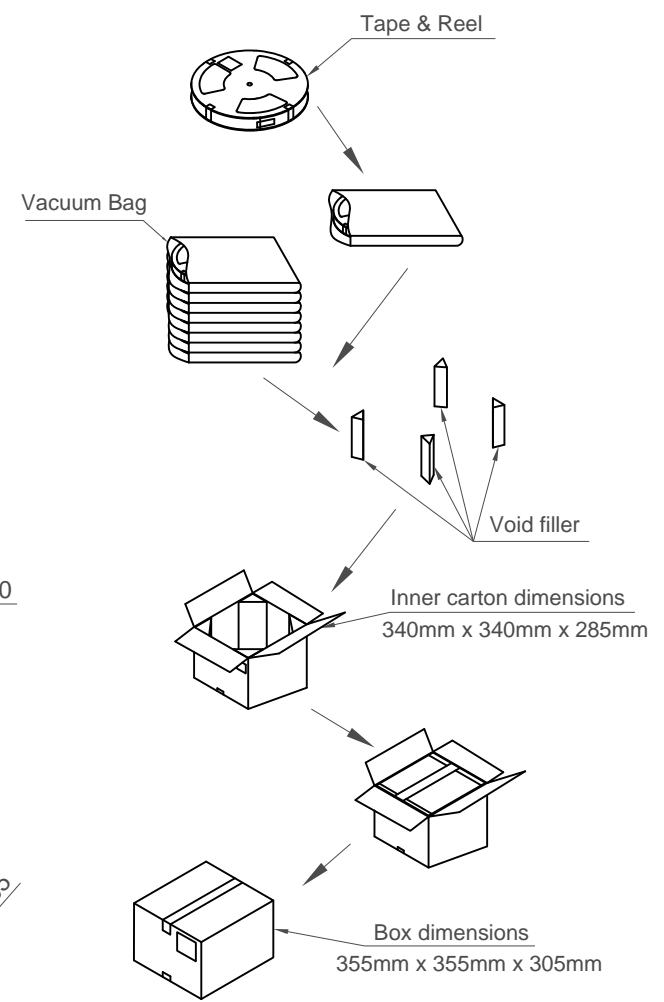
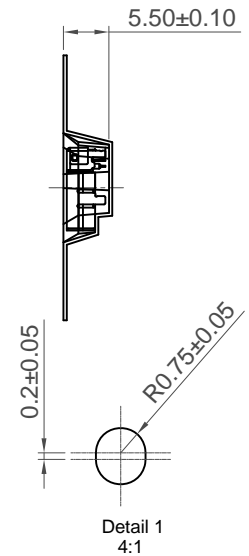
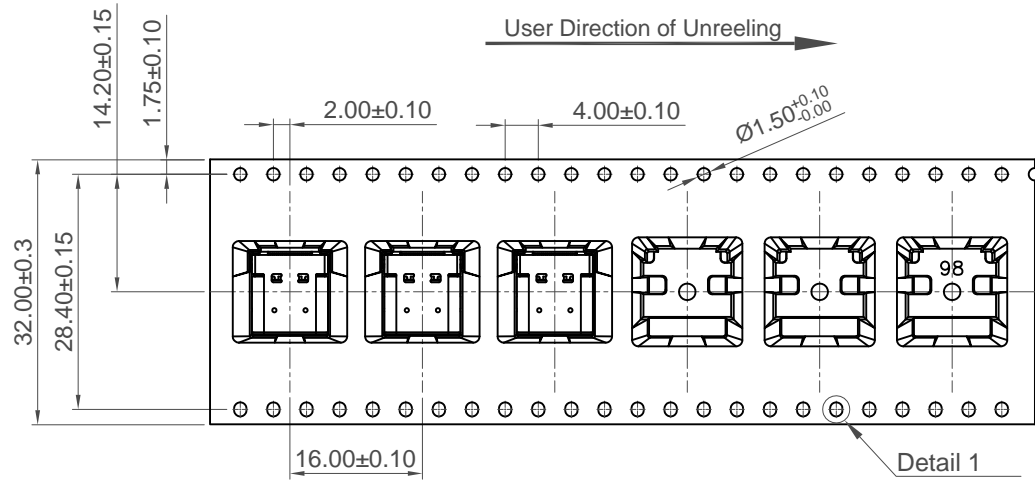
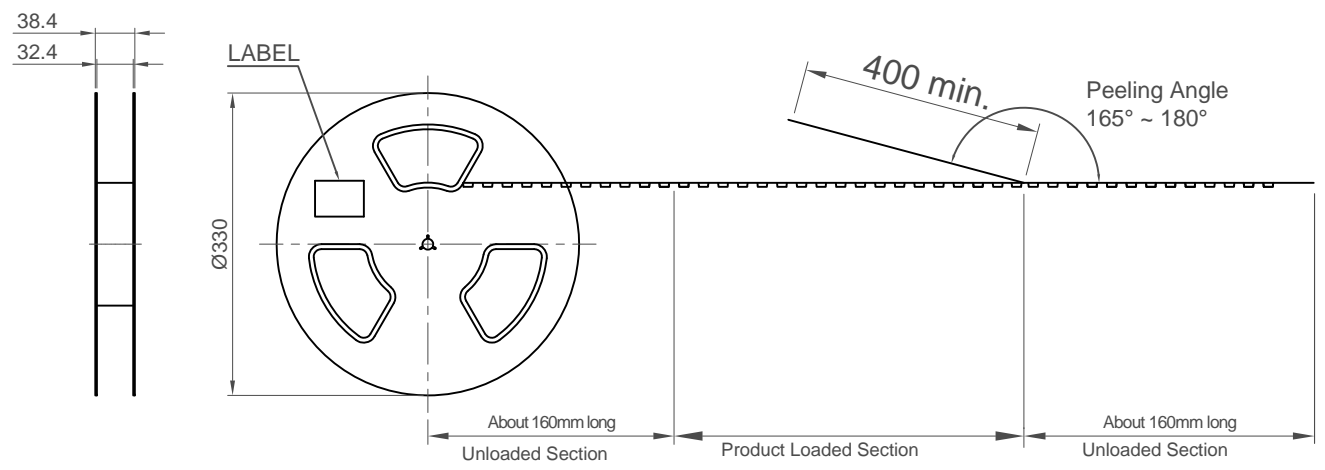
This drawing is confidential and copyright of Global Connector Technology, Ltd (GCT). This drawing must not be copied or disclosed without written consent. E & OE

www.gct.co

Not to Scale	Drawn By AJO	Sheet No. 1/3
--------------	--------------	---------------



H  
G  
F  
E  
D  
C  
B  
A



Notes:  
Peeling off force of top tape: 0.1-1.3N (Peeling direction as shown)

Materials:  
Carrier Tape: Polystyrene (PS)  
Top Tape: PE  
Reel Tape: Polystyrene (PS)  
Bag: PE

Pcs / Reel	Reels / Carton	Total Quality
700	7	4,900 pcs

Part Number		Product Description	
USB4055		USB Type C Receptacle	
Drawing Date		Hybrid type, PCB Top Mount.	
21st April 2016			
By	CC	Tolerances (Except as Noted)	Units:
Detail	USB4055	Length	Metric (mm)
Revision	B PCN	X. ± 0.20	Angle
Date	04/09/17	X.X ± 0.15	± 1°
		X.XX ± 0.10	
		X.XXX ± 0.05	



This drawing is confidential and copyright of Global Connector Technology, Ltd (GCT). This drawing must not be copied or disclosed without written consent. E & OE



Not to Scale	Drawn By AJO	Sheet No. 3/3
--------------	--------------	---------------