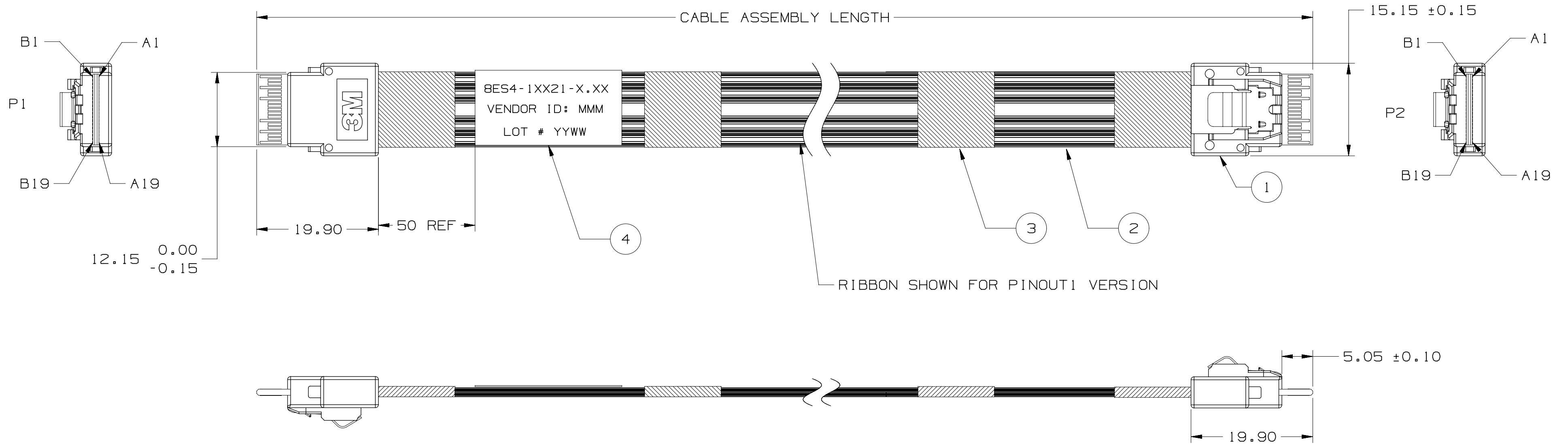


3M™ SlimLine Twin Axial Cable Assembly (SFF-8654) for SAS and PCIe applications



8ES4-1XX2X-X.XX
 VENDOR : MMM
 LOT #WWYY

LABEL INFORMATION

PART NUMBER: 8ES4-1XX2X-X.XX

AA- PINOUT 1
 DF- PINOUT 2

- 1 - ST-ST Plug Assembly.
- 2 - RA-ST Plug Assembly.
- 3 - RA-RA Plug Assembly.

LENGTH IN METERS
 0.1m TO 1.0 m MAX.

4	LABEL, PART NUMBER	1X
3	ACETATE TAPE	AS REQUIRED
2	TWIN AX CABLE , REFER TO NOTES	AS PER LENGTH
1	SLIMSAS 4X PLUG STRAIGHT	2X
ITEM	SPECIFICATION	QUANTITY

PINOUT 1

PINOUT 2

P1	P2	P1	P2
A1	GND	GND	B1
A2	RX0+	TX0+	B2
A3	RX0-	TX1-	B3
A4	GND	GND	B4
A5	RX1+	TX1+	B5
A6	RX1-	TX1-	B6
A7	GND	GND	B7
A8	SB	SB	B8
A9	SB	SB	B9
A10	SB	SB	B10
A11	SB	SB	B11
A12	SB	SB	B12
A13	GND	GND	B13
A14	RX2+	TX2+	B14
A15	RX2-	TX2-	B15
A16	GND	GND	B16
A17	RX3+	TX3+	B17
A18	RX3-	TX3-	B18
A19	GND	GND	B19

P1	P2	P1	P2
A1	GND	GND	B1
A2	RX0+	TX0+	B2
A3	RX0-	TX1-	B3
A4	GND	GND	B4
A5	RX1+	TX1+	B5
A6	RX1-	TX1-	B6
A7	GND	GND	B7
A8	SB+	SB+	B8
A9	SB-	SB-	B9
A10	GND	GND	B10
A11	SB+	SB+	B11
A12	SB-	SB-	B12
A13	GND	GND	B13
A14	RX2+	TX2+	B14
A15	RX2-	TX2-	B15
A16	GND	GND	B16
A17	RX3+	TX3+	B17
A18	RX3-	TX3-	B18
A19	GND	GND	B19

P1	P2	P1	P2
B1	GND	GND	A1
B2	RX0+	TX0+	A2
B3	RX0-	TX1-	A3
B4	GND	GND	A4
B5	RX1+	TX1+	A5
B6	RX1-	TX1-	A6
B7	GND	GND	A7
B8	SB+	SB+	A8
B9	SB-	SB-	A9
B10	GND	GND	A10
B11	SB+	SB+	A11
B12	SB-	SB-	A12
B13	GND	GND	A13
B14	RX2+	TX2+	A14
B15	RX2-	TX2-	A15
B16	GND	GND	A16
B17	RX3+	TX3+	A17
B18	RX3-	TX3-	A18
B19	GND	GND	A19

NOTE: ALL GND SIGNALS ARE TIED TOGETHER IN THE PADDLECARDS AT EACH END OF ASSEMBLY

DESIGN REFERENCE NEXT ASSEMBLY

ACCESS CODES	US682	S9830a
DIVISION	DIVISION CODE	
DO NOT SCALE DRAWING	SCALE 2/1	TOLERANCES EXCEPT AS NOTED
THIRD ANGLE PROJECTION	INCHES	
INTERPRET PER ASME Y14.5 - 2009	MILLIMETERS	
MAX SURFACE ROUGHNESS 125	ALL SURFACES MARKED ONLY	
ANGLES ±1°		

B	73021	MAY 02, 2017	RAO	RAO
A	69548	AUG 24, 2016	RAO	RAO
REV	ECO	ISSUE DATE AND DESCRIPTION	DRFT	CHKD
DRFT	Rao Vittopalli	DATE AUG 24, 2016	MFG JG Liu	DATE AUG 24, 2016
DRKD	Rao Vittopalli	DATE AUG 24, 2016	APPLV Saujit Bandhu	DATE AUG 24, 2016
		© 3M COPYRIGHT 2017 This document and the information it contains are 3M property and may not be reproduced or further distributed without 3M permission, or used or disclosed other than for 3M authorized purposes. All rights reserved.		
TITLE CUSTOMER DRAWING SLIMLINE 85 OHM X4 30AWG CABLE ASSY				
CAGE NUMBER	SIZE	DRAWING NO.	REV.	
	C	78-5100-2666-5	B	
MODEL	DET. LISTS		YES	NO
			SHT 1	OF 2

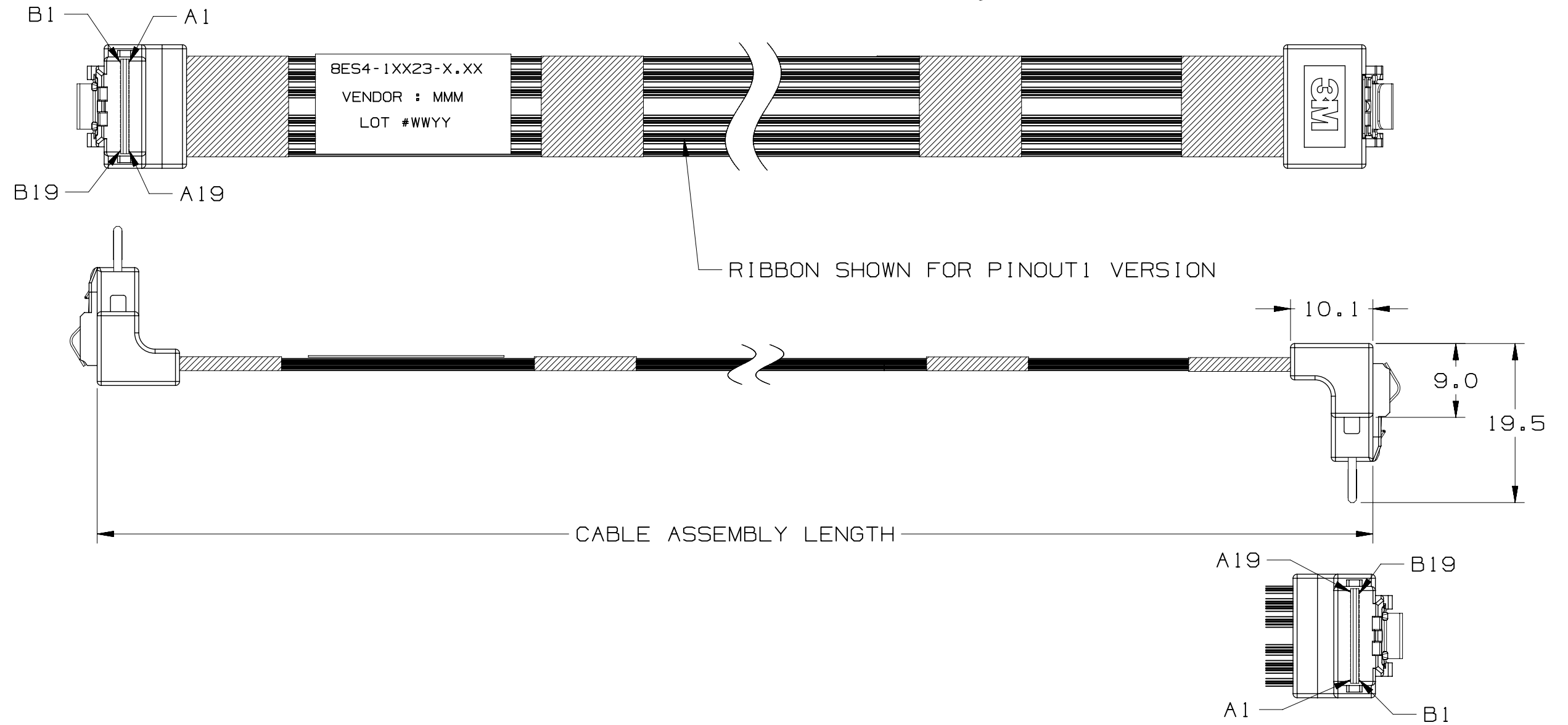
78-5100-2666-5 DRAWING NUMBER

3M™ SlimLine Twin Axial Cable Assembly (SFF-8654) for SAS and PCIe applications

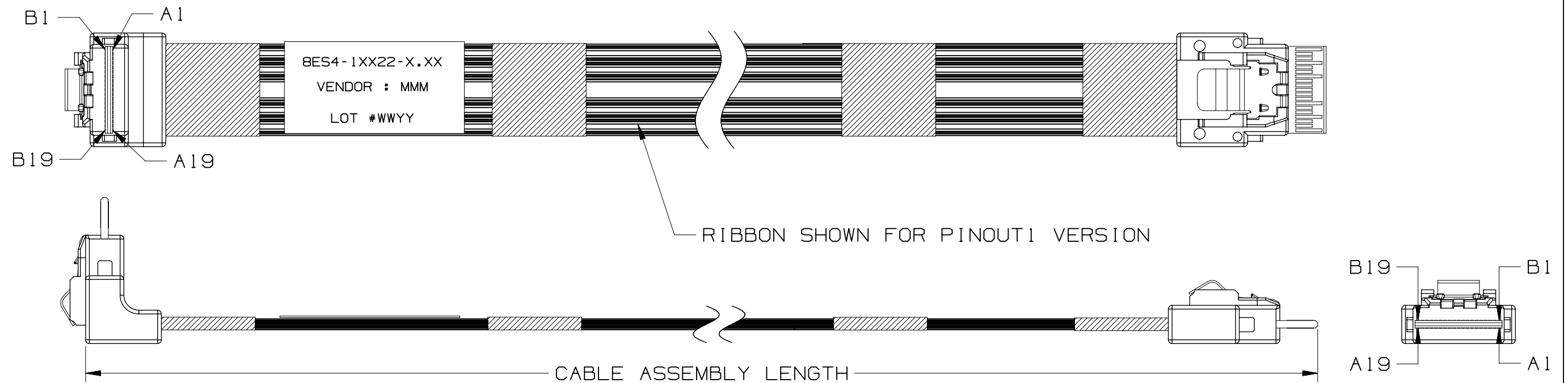
RA-RA Assembly.

NOTES:

- REGULATORY INFORMATION:
EU ROHS COMPLIANT.
ALL MATERIAL COMPONENTS AND MANUFACTURING PROCESSES FOR THIS PRODUCT COMPLY WITH ROHS 2015/863. SEE [HTTP://SOLUTIONS.3M.COM/WPS/PORTAL/3M/EN_US/ROHS-CERT/HOME/ROHSSEARCH/FOR ROHS/REACH DECLARATION](http://SOLUTIONS.3M.COM/WPS/PORTAL/3M/EN_US/ROHS-CERT/HOME/ROHSSEARCH/FOR ROHS/REACH DECLARATION).
- PADLECARD PLATING:
30µ" MIN. GOLD PLATING
50µ" MIN. NICKEL UNDERPLATING.
P/N: 78-9102-4552-7 (4P+5SB)
P/N: 78-9102-3249-1 (6P)
- SLIMLINE CABLE PLUG DIMENSIONS ARE DESIGNED TO SFF-8654.
- PRODUCT SPECIFICATION: PS-240.
- TWO RIBBONS OF 3M RIBBON TWIN AXIAL CABLE.
PINOUT 1:
SL8801/13-2JBK5-00 - 4 PAIR 30AWG,5SB,VW1, GND TUCKED-IN.
PINOUT 2:
SL8802/12-2JBN5-00 - 6 PAIR 30AWG,VW1, GND TUCKED-IN.
- THIS CABLE CONSTRUCTION HAS A THIN ALUMINUM LAYER AT EACH EDGE. USER SHOULD EVALUATE ITS USE IN THEIR APPLICATION AND, IF NECESSARY, INSULATING TAPE MAY BE APPLIED TO COVER THE ALUMINUM LAYER, AS USER DEEMS APPROPRIATE.
- UNLESS OTHERWISE NOTED, REFERENCE TO INDUSTRY SPECIFICATIONS ARE INTENDED TO INDICATE SUBSTANTIAL COMPLIANCE TO MATERIAL ELEMENTS OF THE SPECIFICATION. SUCH REFERENCES SHOULD NOT BE CONSTRUED AS A GUARANTEE OF COMPLIANCE TO ALL REQUIREMENTS IN A GIVEN SPECIFICATION.
- CLOTH TAPE WRAPPED AROUND CABLE RIBBONS AT BACK OF EACH CONNECTOR. ALSO, UP TO TWO ADDITIONAL TAPE PIECES WILL BE WRAPPED AROUND THE TWO CABLE RIBBONS SPACED EQUIDISTANT FROM THE CONNECTOR ENDS AND EACH OTHER, DEPENDING ON ASS'Y LENGTH (L):
L <= 0.2M: NO ADDITIONAL TAPE
0.2M < L <= 0.6M: 1 TAPE WRAP
0.6M < L <= 1.0M: 2 TAPE WRAP
- LENGTH TOLERANCE:
±6 MM FOR LENGTHS 0.1 TO 0.4 METERS,
±10 MM FOR LENGTHS 0.4 TO 1.0 METERS.



RA-ST Assembly.



Technical Information: The technical information, recommendations and other statements contained in this document are based upon tests or experience that 3M believes are reliable, but the accuracy or completeness of such information is not guaranteed.

Product Use: Many factors beyond 3M's control and uniquely within user's knowledge and control can affect the use and performance of a 3M product in a particular application. Given the variety of factors that can affect the use and performance of a 3M product, user is solely responsible for evaluating the 3M product and determining whether it is fit for a particular purpose and suitable for user's method of application.

Warranty, Limited Remedy, and Disclaimer: Unless an additional warranty is specifically stated on the applicable 3M product packaging or product literature, 3M warrants that each 3M product meets the applicable 3M product specification at the time 3M ships the product. 3M MAKES NO OTHER WARRANTIES OR CONDITIONS, EXPRESS OR IMPLIED, INCLUDING, BUT NOT LIMITED TO, ANY IMPLIED WARRANTY OR CONDITION OF MERCHANTABILITY OR FITNESS FOR A PARTICULAR PURPOSE OR ANY IMPLIED WARRANTY OR CONDITION ARISING OUT OF A COURSE OF DEALING, CUSTOM OR USAGE OF TRADE. If the 3M product does not conform to this warranty, then the sole and exclusive remedy is, at 3M's option, replacement of the 3M product or refund of the purchase price.

Limitation of Liability: Except where prohibited by law, 3M will not be liable for any loss or damage arising from the 3M product, whether direct, indirect, special, incidental or consequential, regardless of the legal theory asserted, including warranty, contract, negligence or strict liability.

DESIGN REFERENCE		NEXT ASSEMBLY	
ACCESS CODES	US682 S9830a		
DIVISION		DIVISION CODE	
DO NOT SCALE DRAWING	SCALE 1/1	TOLERANCES EXCEPT AS NOTED	
THIRD ANGLE PROJECTION		INCHES	.0 ± .00 .00 ± .000 .000 ± .0000
INTERPRET PER ASME Y14.5 - 2009		MILLIMETERS	0 ± 1 .0 ± .5 .00 ± .2 .000 ± .005
MAX SURFACE ROUGHNESS	125	ANGLES ± 1°	
	<input type="checkbox"/> ALL SURFACES		
	<input checked="" type="checkbox"/> MARKED ONLY		

B	73021	MAY 02, 2017	RAO	RAO
A	69548	AUG 24, 2016	RAO	RAO
REV	ECO	ISSUE DATE AND DESCRIPTION	DRFT	CHKD
DRFT	Rao Vittopalli	DATE AUG 24, 2016	DATE AUG 24, 2016	
CHKD	Rao Vittopalli	DATE AUG 24, 2016	DATE AUG 24, 2016	
		© 3M COPYRIGHT 2017 This document and the information it contains are 3M property and may not be reproduced or further distributed without 3M permission, or used or disclosed other than for 3M authorized purposes. All rights reserved.		
TITLE CUSTOMER DRAWING SLIMLINE 85 OHM X4 30AWG CABLE ASSY				
CAGE NUMBER	SIZE	DRAWING NO.	REV.	
	C	78-5100-2666-5	B	
MODEL	DET. LISTS		SHT 2 OF 2	

78-5100-2666-5
DRAWING NUMBER
B REVISION