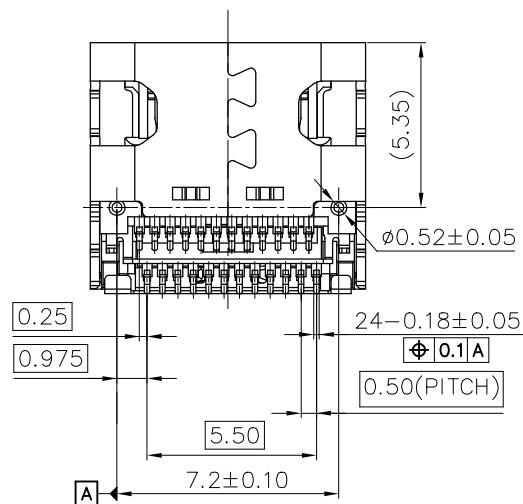
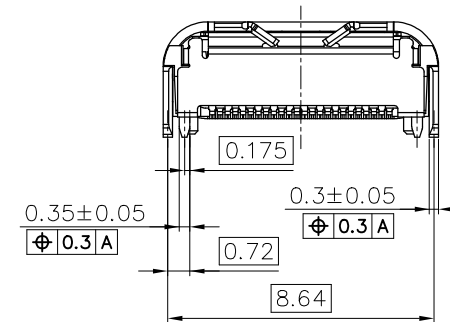
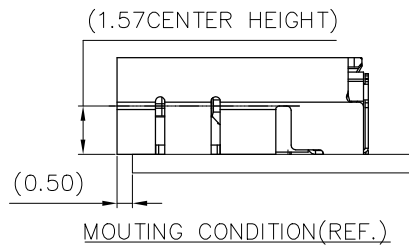
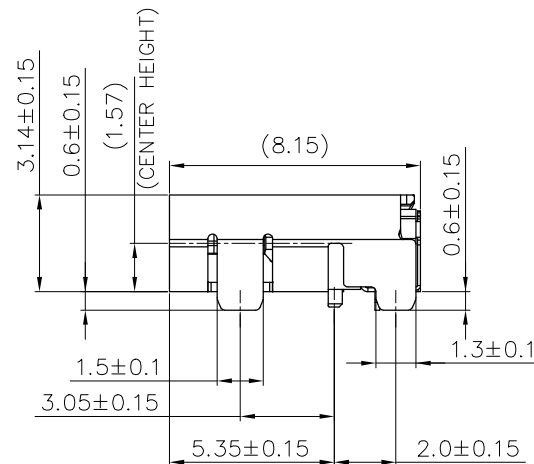
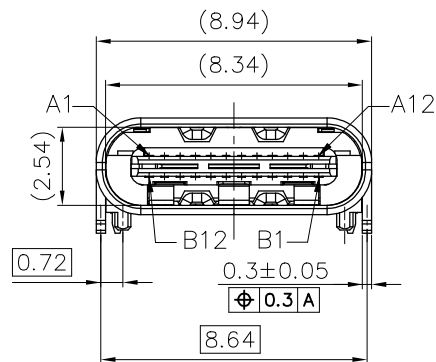
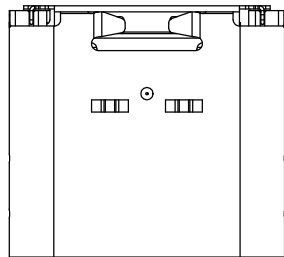


PRODUCT NUMBER

SEE PART NO. SCHEME



⑥	TOP CONTACT	1 SET	COPPER ALLOY	Ni UNDER PLATING. MATTE TIN PLATING ON SOLDER AREA. GOLD PLATING ON CONTACT AREA. (SEE P/N SCHEME)	
⑤	BOTTOM CONTACT	1 SET	COPPER ALLOY		
④	SHIELDING PLATE	1 PCS	STAINLESS	Ni PLATING OVERALL.	
③	HOUSING	1 PCS	THERMOPLASTIC	UL94V-0, BLACK	
②	SHELL	1 PCS	STAINLESS	Ni PLATING OVERALL.	
①	TOP SHELL	1 PCS	STAINLESS	Ni PLATING OVERALL.	
ITEM	PART NAME	QTY	MATERIAL	REMARK	
mat'l. code		surface		tolerance	projection
ltr	ecn no	dr	date	tolerances unless otherwise specified	product family
A		TAI	2015-10-06	angles	USB
B	ELX-T-23963	TAI	2016-04-26	linear	title
C	ELX-N-82017	LQ	2017-10-09	X'±3"	USB 3.1 TYPE C RECEPT. R/A SMT AND DIP TAILS
					scale N.T.S.
		dr	KENNY TAI	2015-09-21	Amphenol FCI
		enrg	KENNY TAI	2015-09-21	
		chr	KENNY TAI	2015-09-21	
		appd	PM ZHENG	2015-10-06	
sheet index	revision	C	C		dwg no
	sheet	1	2		10137065
					type
					Product Customer Drawing

4