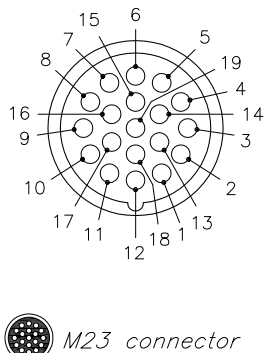
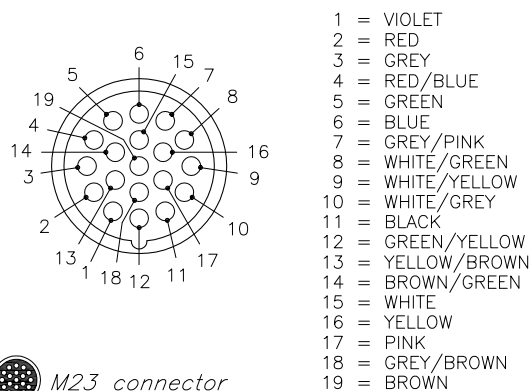


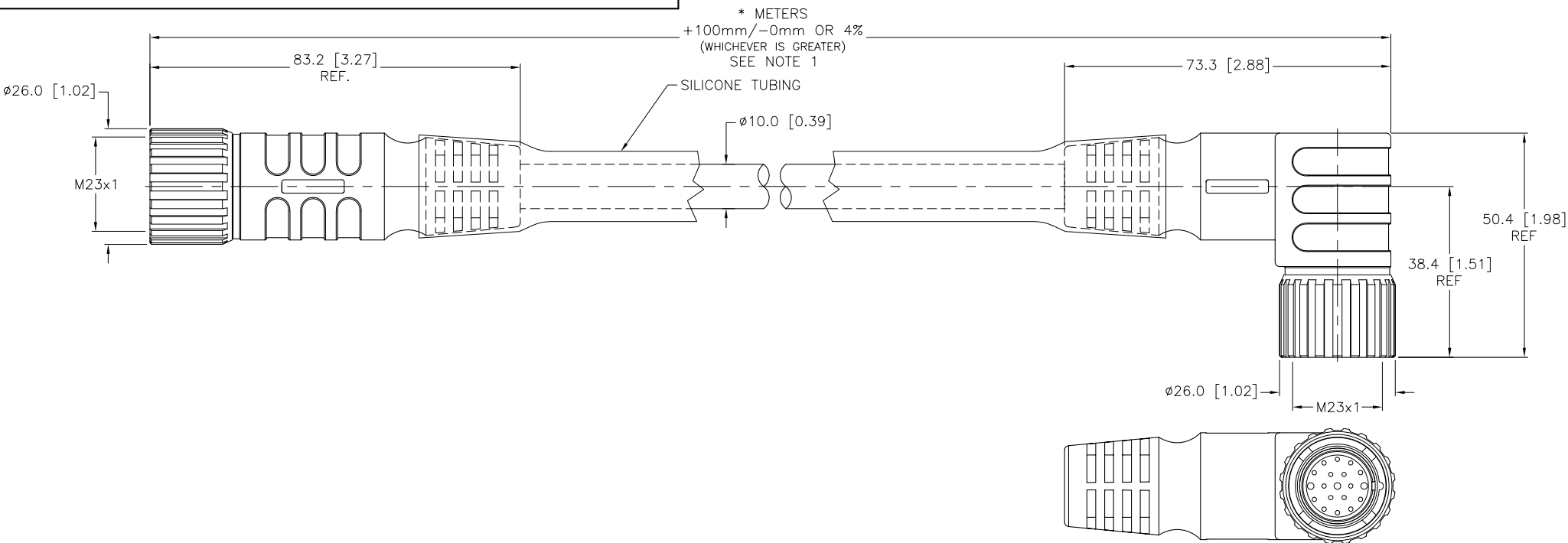
MALE END VIEW

FEMALE END VIEW



SPECIFICATIONS

CONTACT CARRIER MATERIAL	NYLON or PBT
MOLDED HEAD MATERIAL/COLOR	TPU/BLACK
CONTACT MATERIAL/PLATING	BRASS/GOLD
COUPLING NUT MATERIAL/PLATING	BRASS/NICKEL
RATED CURRENT [A]	9.0 A(PINS 6,12,19), 2.0 A(ALL OTHERS)
RATED VOLTAGE [V]	150 V
OUTER JACKET MATERIAL/COLOR	PVC/YELLOW
CONDUCTOR INSULATION MATERIAL	PVC
NUMBER OF CONDUCTORS [AWG]	3x18 AWG/16x22 AWG
DRAIN/SHIELD	20 AWG DRAIN/ POLYESTER FOIL SHIELD
TEMPERATURE RANGE	-40°C to +105°C (-40°F to +221°F)
PROTECTION CLASS	IEC IP67



SOURCE DRAWING - FOR REFERENCE ONLY

- NOTES:
- "*" INDICATES CABLE LENGTH IN METERS. CONTACT TURCK TO ORDER SPECIFIC LENGTHS.
 - "/S1077" DESIGNATES SILICONE TUBING PLACED OVER CABLE JACKET. TUBING TO BE ASSEMBLED OVER CABLE JACKET PRIOR TO SOLDERING/CRIMPING ENDS & MAXIMUM LENGTH OF 4 METERS; MINIMUM LENGTH OF 0.5 METERS ON EXTENSIONS.

RELATED DOCUMENTS	3RD ANGLE PROJECTION	THIS DRAWING IS CONFIDENTIAL AND THE PROPERTY OF TURCK INC. USE OF THIS DOCUMENT WITHOUT WRITTEN PERMISSION IS PROHIBITED.		TURCK INC High Technology Sensors and Automation Controls 3000 CAMPUS DRIVE MINNEAPOLIS, MN 55441 1-800-544-7769 (763) 553-7300 (763) 553-0708 fax turck.com	
1.		DRFT	RDS	DATE	01/15/09
2.		APVD		SCALE	1=1.3
3.	ALL DIMENSIONS DISPLAYED ON THIS DRAWING ARE FOR REFERENCE ONLY	UNIT OF MEASUREMENT			DESCRIPTION
4.		MILLIMETER [INCH]			CSM CKWM 19-19-*/S1077
MATERIAL	SEE SPECIFICATIONS	CONTACT TURCK FOR MORE INFORMATION		IDENTIFICATION NO.	REV
FINISH	SEE SPECIFICATIONS	DO NOT SCALE THIS DRAWING		FILE: 777023681	C
C UPDATE CABLE DIAMETER		KMY	11/01/11	36150	
REV	DESCRIPTION	BY	DATE	ECO NO.	