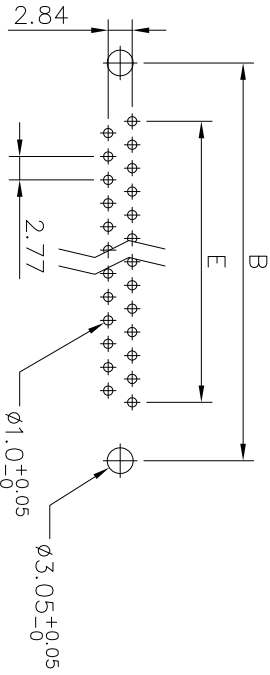
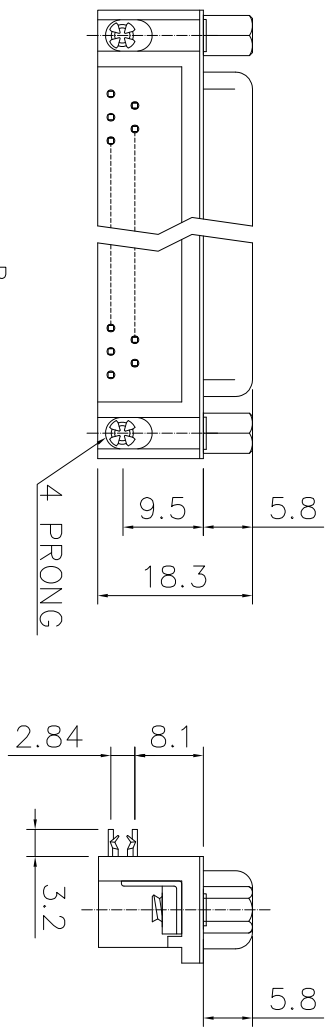
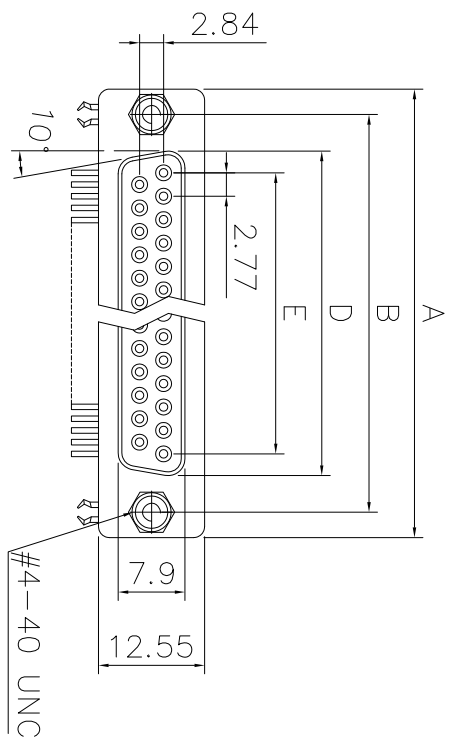


This document is the property of Amphenol Corporation and is delivered on a non-exclusive basis. It is to be used for manufacturing or sale by anyone other than Amphenol Corporation without its prior consent, & that no right is granted to disclose or to use any information in this document.



RECOMMENDED PCB LAYOUT  
TOLERANCE: ±0.05MM



Dimensions	A	B	D	E
Positions				
9	30.81	24.99	16.33	11.08
15	39.20	33.30	24.70	19.39
25	53.05	47.04	38.40	33.24
37	69.40	63.50	54.80	49.86

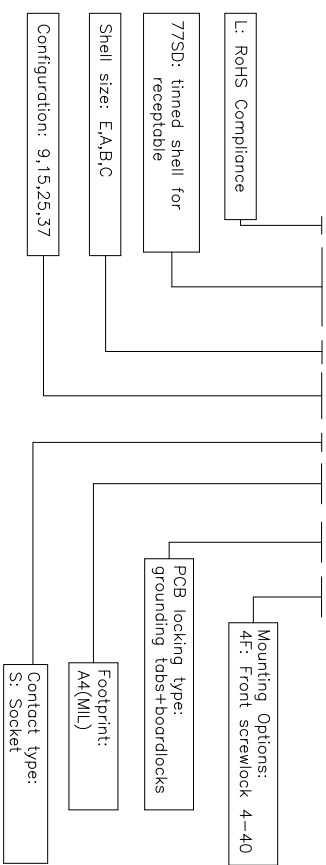
REVISIONS				
S/N	ECN	DESCRIPTION	DATE	APPROVED
1	HK--	First Release Drawing	2013/Mar/25	IP

**D-SUB TECHNICAL DATA**

- SHELL : Steel, 100u" min tin over 50u" min nickel over 50u" nickel
- BODY : Glass filled thermoplastic, PBT  
Flame retardant to UL94 V-0 Color Black
- CONTACTS : Copper alloy  
Gold flash over 50u" nickel on mating area.  
100u" tin over 50u" nickel on solder area.
- BOARDLOCK: Brass, Tin plated
- SCREWLOCK : Steel, Nickel plated
- REAR NUT : Copper alloy, Nickel plated
- ELECTRICAL : Voltage rating 250 V Rms to 60 Hz  
Current rating 3A  
Withstanding Voltage >1000 V Rms to 50 Hz for one minute  
Insulation resistance >1000 M Ohms  
Contact resistance 20 mOhms max.
- MARKING : Amphenol...(Series No.)  
Commercial reference  
Manufacturing date

**PRODUCT CODE**

**L 77SD X XX S A4 CH 4F**



UNLESS OTHERWISE SPECIFIED		APPROVAL		DATE	
TOLERANCES	U.S.	DRAWN	DATE	APPROVED	DATE
.X	±/−	DATE <td>DATE <td>DATE <td>DATE </td></td></td>	DATE <td>DATE <td>DATE </td></td>	DATE <td>DATE </td>	DATE
.XX	±/−	CHECKED	DATE <td>DATE <td>DATE </td></td>	DATE <td>DATE </td>	DATE
.XXX	±/−	DATE <td>DATE <td>DATE <td>DATE </td></td></td>	DATE <td>DATE <td>DATE </td></td>	DATE <td>DATE </td>	DATE
FRACTIONS	±/−	DATE <td>DATE <td>DATE <td>DATE </td></td></td>	DATE <td>DATE <td>DATE </td></td>	DATE <td>DATE </td>	DATE
ANGLES	±/−	DATE <td>DATE <td>DATE <td>DATE </td></td></td>	DATE <td>DATE <td>DATE </td></td>	DATE <td>DATE </td>	DATE
5°		DATE <td>DATE <td>DATE <td>DATE </td></td></td>	DATE <td>DATE <td>DATE </td></td>	DATE <td>DATE </td>	DATE

FOR MATERIALS AND FINISHES		DRAWING FILE :	
SEE REMOTE SHARP EDGES	REMOVE SHARP EDGES	ANGLE OF PROJECTION	
DIMENSIONS			
U-S			
METRIC			

TITLE		SIZE DRAWING NO		REV.	
D-SUB, SD R/A TYPE		L77SDXXXXXA4CH4F		1	
SCALE		NONE		SHEET 1 OF 1	